



**MEN'S
BASKETBALL
2017-18
PRESEASON
PROSPECTUS
& RECORD BOOK**



2017-18 USI MEN'S BASKETBALL

USI MEN'S BASKETBALL QUICK FACTS

General

Name of school: University of Southern Indiana
City/population: Evansville/300,000 (Metro Area)
Founded: 1965
Enrollment: 10,693 (Fall 2016)*
Nickname: Screaming Eagles
School colors: Red, White, Blue
Arena/capacity: Physical Activities Center/2,600
Affiliation: NCAA II
Conference: Great Lakes Valley
President: Dr. Linda L. M. Bennett
Alma mater, yr.: **Cincinnati, '74**
Athletic Director: Jon Mark Hall
Alma mater, yr.: **Murray State, '90**
Athletic Department phone: 812/464-1846
Ticket Office phone: 812-465-7165
Athletic Trainer: Scott Hooker
Phone: 812-465-1298
Assistant Athletic Trainer: Laura Heline
Phone: 812-464-1955

History

First yr. of Basketball: 1970-71
Overall All-Time Record: 932-432 (.683)
Yrs. in NCAA Tournament/last: 26/2017
NCAA Tournament Record: 32-28
Last post-season opponent: Findlay (2017)
Result: L 70-69
Yrs. in GLVC Tournament/last: 17/2017
GLVC Tournament Record: 31-13
Last GLVC Tournament opponent: Truman State (2017)
Result: L 69-68

Coaching Staff

Head Coach: Rodney Watson
Alma mater, yr.: Eastern Illinois '82
Record at USI: 183-54 (8 Years)
Career record: *Same*
GLVC record: 104-40 (8 Years)
Basketball Office phone: 812-465-1639
Best Time/Day to reach coach: Mornings
Assistant coaches: Brent Owen (USI '09 M'12);
Kevin Gant (USI '12)

2017-18 Team Information

Overall record: 25-5
Home record: 12-1
Road record: 7-2
Neutral site record: 6-2
Conference record: 15-3/2nd GLVC East Division
Conference Tournament finish: Lost in Quarterfinals
Final ranking last year: 16th NABC/12th D2SIDA
Starters returning/lost: 3/2
Lettermen returning/lost: 9/3

Athletic Communications

Dir. of Athletic Communications/
Men's Basketball Contact: Ray Simmons
Office phone: 812-465-1622
Home phone: 812-626-6435
Cell phone: 812-760-9582
Asst. Dir. of Athletic Communications: Dan McDonnell
Office Phone: 812-465-1121
Cell phone: 812-589-2956
Graduate Asst. Athletic Communications: Jostun Pomplun
Student Asst. Athletic Communications: David Gibson
Office Phone: 812-465-7094
Athletic Office Fax: 812-465-1129
Athletic Communications mailing address:
8600 University Blvd. Evansville, IN 47712



2017-18 USI MEN'S BASKETBALL

USI MEN'S BASKETBALL SCHEDULE

Date	Opponent	H/A/N	Location	GLVC	Time
10/30/2017	Manchester University (Exhibition)	H	Evansville, IN		7 p.m.
Small College Basketball Hall of Fame Classic					
11/3/2017	Augustana University (SD) (Ford Center)	N	Evansville, IN		6 p.m.
11/4/2017	Kentucky Wesleyan College (Ford Center)	N	Evansville, IN		6 p.m.
11/6/2017	Eastern Illinois University (Exhib.)	A	Charleston, IL		7:30 p.m.
GLVC/GMAC Crossover					
11/10/2017	Hillsdale College	N	Canton, OH		5 p.m. (CST)
11/11/2017	Malone University	A	Canton, OH		6 p.m. (CST)
11/14/2017	Brescia University (Ky.)	H	Evansville, IN		7 p.m.
11/20/2017	Fisk University	H	Evansville, IN		7 p.m.
11/25/2017	Martin Methodist College (Tenn.)	H	Evansville, IN		1 p.m.
11/30/2017	Lewis University	H	Evansville, IN		7:30 p.m.
12/2/2017	University of Indianapolis	A	Indianapolis, IN		2:15 p.m. (CST)
12/15/2017	Urbana University (Ohio)	H	Evansville, IN		7 p.m.
Rollins Las Vegas Classic					
12/18/2017	West Texas A&M University	N	Las Vegas, NV		4 p.m. (CST)
12/19/2017	Midwestern State University	N	Las Vegas, NV		4 p.m. (CST)
Bill Joergens Memorial Classic					
12/30/2017	Lake Superior State University	H	Evansville, IN		1 p.m.
12/31/2017	Ohio Valley University	H	Evansville, IN		1 p.m.
1/4/2018	University of Missouri-St. Louis	H	Evansville, IN		7:30 p.m.
1/6/2018	Drury University	A	Springfield, MO		3 p.m.
1/11/2018	University of Indianapolis	H	Evansville, IN		7:30 p.m.
1/15/2018	Bellarmino University	A	Louisville, KY		7 p.m. (CST)
1/18/2018	Missouri S&T	H	Evansville, IN		7:30 p.m.
1/20/2018	Truman State University	H	Evansville, IN		3:15 p.m.
1/25/2018	University of Wisconsin-Parkside	H	Evansville, IN		7:30 p.m.
1/27/2018	McKendree University	A	Lebanon, IL		3 p.m.
2/1/2018	Maryville University	H	Evansville, IN		7:30 p.m.
2/3/2018	Quincy University	H	Evansville, IN		3:15 p.m.
2/8/2018	University of Illinois Springfield	A	Springfield, IL		7:30 p.m.
2/10/2018	Bellarmino University	H	Evansville, IN		7:30 p.m.
2/15/2018	William Jewell College	A	Liberty, MO		7:30 p.m.
2/17/2018	Rockhurst University	A	Kansas City, MO		3 p.m.
2/22/2018	University of Wisconsin-Parkside	A	Somers, WI		7:30 p.m.
2/24/2018	Lewis University	A	Romeoville, IL		3 p.m.
GLVC Tournament					
3/1-4/2018	<u>GLVC Tournament</u>	N	Edwardsville, IL		
2018 NCAA II Midwest Regional					
3/10-13/2018	<u>NCAA II Midwest Regional</u>	N	TBA		
2018 NCAA II Elite Eight					
3/21-24/2018	<u>NCAA II Elite Eight</u>	N	Sioux Falls, SD		



2017-18 USI MEN'S BASKETBALL

Screaming Eagles open season with SCBHOF Classic

EVANSVILLE, Ind. – The University of Southern Indiana men's basketball team announces the exciting, action packed 2017-18 campaign that includes a 30-game regular season and begins with the second-annual Small College Basketball Hall of Fame Classic in November at the Ford Center.

USI begins the regular season on a neutral court for the third-straight season when the Screaming Eagles play in the Hall of Fame Classic. The Eagles are set to play Augustana University (South Dakota) November 3 and finish the season-opening tournament with long-time rival Kentucky Wesleyan College November 4. Both games in the classic will be 6 p.m. starts for the Eagles.

The SCB Hall of Fame Classic field includes Ferris State University, St. Thomas Aquinas College, Indiana University (Pennsylvania), the University of Findlay, and the University of Montevallo in addition to USI, Augustana, and KWC. Start times for the classic are noon, 2:30 p.m., 6 p.m., and 8:30 p.m. each day.

"Augustana (2016 Division II national champions) and KWC are national powers," said USI Head Coach [Rodney Watson](#). "We will be tested on a big stage November 3-4 at the Small College Basketball Hall of Fame Classic. The Ford Center will be an exciting place to start the season."

The Eagles have sandwiched the Hall of Fame Classic between a pair of exhibition games. USI will host an exhibition game with Manchester University, directed by former USI assistant Gerad Good, on October 30 and visit Eastern Illinois University in Charleston, Illinois, November 6. The USI-Manchester match-up will be the first Eagles' exhibition game at the PAC since the 2009-10 season.

After the exhibition game, USI returns to regular season action with the GLVC/GLIAC Challenge, hosted by Malone University in Canton, Ohio. The Eagles are slated to match-up with Hillsdale College (November 10) and Malone University (November 11).

The Eagles also travel to Las Vegas, Nevada, during non-conference play to participate in the Rollins University Las Vegas Classic. USI, which will be playing in Las Vegas for the second time in three seasons, is scheduled to match-up with West Texas A&M University (December 18) and Midwestern State University (December 19).

The remainder of the 12-game non-conference schedule will be played at the Physical Activities Center. Brescia University visits the PAC November 14, followed by Fisk University (November 20), Martin Methodist College (November 25), Urbana University (December 15), Lake Superior State University (December 30), and Ohio Valley University (December 31). The Ohio Valley and LSSU games will be considered the Bill Joergens Memorial Classic.

"Our non-conference schedule is loaded with NCAA II Tournament teams like Augustana, KWC, Hillsdale, Midwestern State, and West Texas A&M, and Lake Superior State," said Watson.

USI opens the 2017-18 home schedule and Great Lakes Valley Conference action November 30 when it hosts Lewis University. The GLVC is split into three divisions in 2017-18 and the conference tournament is being reduced for the upcoming season from 12 to eight teams.

In addition to Lewis in the GLVC schedule, the Eagles are slated to host the University of Missouri-St. Louis (January 4), the University of Indianapolis (January 11), Missouri University of Science & Technology (January 18), Truman State University (January 20), the University of Wisconsin-Parkside (January 25), Maryville University (February 1), Quincy University (February 3, Homecoming), and Bellarmine University (February 10, Senior Day).

On the road in the GLVC, USI plays at the University of Indianapolis to lead off conference road play December 2. The remainder of the GLVC road-schedule includes Drury University (January 6), Bellarmine (January 15), McKendree University (January 27), the University of Illinois-Springfield (February 8), William Jewell College (February 15), and Rockhurst University (February 17).



2017-18 USI MEN'S BASKETBALL

"With the GLVC loss of Saint Joseph's (College), Eagle fans will see a totally different conference alignment and schedule structure," said Watson. "The GLVC East (USI, Bellarmine, UIndy, UW-Parkside, Lewis) is as formidable as ever and may be the toughest division in all of the NCAA Division II.

"The conference, as a whole, has produced our region's representative in the NCAA II Elite Eight seven of the last eight seasons and we have to battle to join that group," concluded Watson.

The GLVC Tournament is slated for March 1-4 at Southern Illinois University Edwardsville's Vadalabene Center. The NCAA II Midwest Regional is set for March 10-13, while the NCAA II Elite Eight moves to Sioux Falls, South Dakota, March 21-24.

Schedule Notes:

- USI has won 20-or-more games in 21 of the last 25 seasons and has reached 25-or-more wins seven of the last 16 years.
- USI has a record of 183-54 (.772) and won a pair of GLVC championships under the direction of Head Coach Rodney Watson since 2009-10.
- USI has seven teams on the schedule that appeared in the 2017 NCAA Division II Tournament (Augustana, Kentucky Wesleyan, West Texas A&M, Quincy, Truman, Bellarmine, UW-Parkside).
- A total of 18 teams on the schedule were in their respective conference tournaments.
- The schedule includes 15 teams with winning records in 2016-17.
- USI's all-time record against teams on the schedule is 384-186 (.674).
- The Eagles have opened the last 31 seasons with a victory.
- The Eagles have won each of the last 33 home openers.
- USI has a home record of 518-87 (.856) since moving into the PAC in 1980-81.
- Ticket prices for 2017-18: Season Chairbacks - \$140.00; Season Bench - \$85.00.

USI Men's Basketball Roster

NO.	NAME	POS.	HT.	WT	CL.	HOMETOWN/HIGH SCHOOL/PREVIOUS SCHOOL
0	Marcellous Washington	G	6-1	155	Sr.	Lexington, KY / Bryan Station / Sinclair C.C.
1	Taylor Breck	F	6-7	200	Jr.	Orlando, FL / Apopka / New Mexico Military
2	Jacob Norman	F	6-5	210	Jr.	Evansville, IN / Reitz
3	Mateo Rivera	G	6-2	190	Fr.	Indianapolis, IN / North Central
5	Nate Hansen	G/F	6-4	200	Jr.	Evansville, IN / Reitz / Vincennes
12	Julius Rajala	F	6-9	226	Sr.	Helsinki, Finland / Makelanrinne / Loyola-Chicago
13	Emmanuel Little	F	6-6	215	Fr.	Indianapolis, IN / North Central
20	Alex Stein	G	6-3	190	Jr.	Evansville, IN / Reitz
23	DayJar Dickson	F	6-9	215	Sr.	Washington, D.C. / Potomac / Polk State
31	Tyler Dancy	F	6-7	273	Fr.	Belleville, IL / Belleville West
33	Davis Carter	C	7-1	232	Sr.	Denver, CO / Denver School of S&T / Western Nebraska
34	Zack Robinson	F	6-6	240	So.	Albion, IN / Central Noble
RS	Humaad Khan	G	5-9	150	Fr.	Evansville, IN / Day School
RS	Chris Lemon	G	5-11	185	Jr.	Anderson, IN / Anderson / Illinois Valley
RS	Michael Tucker	F	6-7	215	Jr.	Covington, GA / Alcovy / John A. Logan

Coaching Staff

NAME	TITLE
Rodney Watson	Men's Basketball Head Coach
Brent Owen	Assistant Men's Basketball Coach
Kevin Gant	Assistant Men's Basketball Coach



2017-18 USI MEN'S BASKETBALL



RODNEY WATSON MEN'S BASKETBALL HEAD COACH

Rodney Watson, the ninth head coach for USI men's basketball, has had the Screaming Eagles soaring during his eight seasons. Watson is 183-54 (.772) overall during his eight years, including a 104-40 (.722) Great Lakes Valley Conference record.

The Eagles reached the 25-win plateau for the second time under Watson's tutelage, finishing a 25-5 season in the 2017 NCAA Division II Midwest Regional. USI finished the year ranked 12th nationally and was in the top 10 multiple times during the season. The Eagles also were 15-3 in the GLVC, placing second in the GLVC East Division.

The 2015-16 season saw the Eagles and Watson make their sixth-straight trip to the GLVC Tournament, accumulating a 19-11 overall mark and a 10-8 regular season record in conference. Watson also became the third USI men's basketball head coach to win more than 150 games while directing the Eagles.

USI and Watson battled their way to a 19-8 overall record and a 12-6 mark in the GLVC during the 2014-15 season. The Eagles managed to earn a spot in the GLVC Tournament for the fifth-straight year, but were one win shy of earning a berth in the NCAA post-season.

In 2013-14, Watson led the Eagles to their second GLVC Tournament championship in his tenure. He directed the Eagles to four-straight wins with three of the victories coming in front of the home fans at the Ford Center. The Eagles also finished the season with a 25-6 overall record, 13-5 in the league, and a fourth-straight appearance in the NCAA Division II Midwest Regional.

The fifth-season of Watson at the helm featured Aaron Nelson, who became the second Eagle in his tenure to earn the Daktronics Midwest Region and GLVC Player of the Year awards. Nelson also led the nation in rebounding.

Watson had the Eagles challenging the NCAA Division II elite teams once again in 2012-13. USI, which was 23-8 overall and 13-5 in the GLVC regular season, reached the GLVC Tournament championship game for a second-straight and advanced to the NCAA Division II Midwest Regional semifinals for the first time under Watson's tutelage.

In his third season, Watson directed USI to the 2012 GLVC Tournament championship. Watson's Eagles, who finished the 2011-12 season 24-7 overall and 12-6 in the GLVC, defeated three-straight nationally ranked teams, including the number one, to win the third conference tournament title in the history of the program.

The 2010-11 season saw Watson lead the Eagles to a 24-6 overall mark and a second place finish in the GLVC East Division with a 14-4 performance. USI also placed second in the GLVC Tournament and returned to the NCAA Division II Tournament under Watson's guidance.

Watson, the 2010 GLVC Coach of the Year, led USI to a 24-3 overall mark and ninth-place finish in the national poll during his first season. The Eagles set a school-record with 23-straight wins and were ranked as high as second in the national ranking.

The 24 wins in 2009-10 were the most by a first-year USI head coach and also featured Basketball Times Division II Player of the Year and All-American Jamar Smith. Smith also was the Daktronics Midwest Region and GLVC Player of the Year.



2017-18 USI MEN'S BASKETBALL

Watson took the helm of the Eagles after 21 seasons at Southern Illinois University. He was the associate head coach during his last two seasons after spending 19 seasons as an assistant coach under head coaches Rich Herrin, Bruce Weber, Matt Painter, and Chris Lowery.

During Watson's tenure at SIU, the Salukis won 11 Missouri Valley Conference championships and qualified for nine NCAA Tournaments and six NITs. SIU also compiled a 430-237 record, a .645 winning percentage, and was ranked in the top 15 nationally in scoring defense four times in the last five seasons.

Watson helped direct five Salukis to MVC Player of the Year honors; four to Newcomer of the Year awards; five to Freshman of the Year accolades; and nine to Defensive Player of the Year honors. The Salukis had 30 players earn All-MVC honors (18 first team and 12 second) during Watson's 21 seasons.

The Salukis' success was not limited to the basketball court, with 23 of the last 24 seniors earning bachelor degrees since 2002. SIU had the Prairie Farms Student Athlete of the Year for men's basketball three times since the award was created in 2002. A native of Paris, Illinois, Watson started his coaching career at Coulterville High School, where he guided the Eagles to the program's first regional championship. He moved to Madison High School in 1984 and led the Trojans to a regional and sectional championship, advancing to the Illinois Elite Eight. Success at the high school level was a springboard to the college ranks, beginning with a two-year stretch in 1986 at the University of Nebraska-Omaha. He moved to SIU in 1988, beginning his 21-year association with the Salukis.

Watson and his wife Carol have four children, Ashley, Zachary, and twins, Olivia and Blake.

Watson at USI

	Overall	GLVC
2009-10	24- 3 (.889)	15- 3 (.833)
2010-11	24- 6 (.800)	14- 4 (.778)
2011-12	24- 7 (.774)	12- 6 (.667)
2012-13	23- 8 (.742)	13- 5 (.722)
2013-14	25- 6 (.807)	13- 5 (.722)
2014-15	19- 8 (.704)	12- 6 (.667)
2015-16	19- 11 (.633)	10- 8 (.556)
2016-17	25- 5 (.833)	15- 3 (.833)
8 Seasons	183-54 (.772)	104- 40 (.722)



1995 NCAA II National Champion • 1994, 2004 NCAA II National Finalist
26 NCAA II Tournament Appearances • 12 GLVC Championships

USI BY THE NUMBERS IN 2016-17

Overall record:	25- 5	Outshooting opponent:	17- 1
GLVC record:	15- 3	Being outshot by opponent:	6- 4
Home record:	12- 1	Teams are tied in shooting:	0- 0
Road Record:	7- 2	USI outrebounds opponent:	21- 5
Neutral site record:	6- 2	USI is outrebounded:	3- 0
Midwest Region Record:	20- 5	Tied in rebounding	1- 0
Against Top 10 Teams:	0- 2	Shooting better than 50%:	11- 0
Against Top 25 Teams:	2- 3	Shooting less than 50%:	14- 5
Playing at night:	15- 3	Opponent has more turnovers:	16- 0
Playing during the day:	10- 2	USI has more turnovers:	7- 5
Playing on Monday:	1- 0	Teams are tied in turnovers:	1- 0
Playing on Tuesday:	0- 0	USI scores under 70 points:	0- 4
Playing on Wednesday:	1- 0	USI scores 70-79 points:	4- 1
Playing on Thursday:	8- 3	USI scores 80-89 points:	9- 0
Playing on Friday:	2- 0	USI scores 90-99 points:	5- 0
Playing on Saturday:	11- 2	USI scores 100 or more points:	7- 0
Playing on Sunday:	2- 0	USI vs. Division II Teams:	21- 5
Leading at the half:	22- 0	USI vs. non-GLVC:	6- 0
Trailing at the half:	4- 5	USI vs. NCAA III:	0- 0
Tied at the half:	0- 0	USI vs. NAIA:	2- 0
Playing in overtime:	0- 0	USI vs. USCAA:	0- 0
Playing in November:	4- 0		
Playing in December:	7- 0		
Playing in January:	8- 2		
Playing in February:	6- 1		
Playing in March:	0- 2		

Follow at GoUSIEagles.com • [#GLVCSN](https://twitter.com/GLVCSN) • [@USIAthletics](https://twitter.com/USIAthletics) • [#GoUSIEagles](https://twitter.com/GoUSIEagles)



1995 NCAA II National Champion • 1994, 2004 NCAA II National Finalist
26 NCAA II Tournament Appearances • 12 GLVC Championships

GREAT LAKES VALLEY CONFERENCE 2016-17 STANDINGS

East Division	GLVC	Pct.	Overall	Pct	Streak	West Division	GLVC	Pct.	Overall	Pct	Streak
BELLARMINE \$^B1	17-1	0.944	32-4	0.889	L1	QUINCY \$^B2	14-4	0.778	25-7	0.781	L1
SOUTHERN INDIANA ^B3	15-3	0.833	25-5	0.833	L3	TRUMAN STATE ^6	12-6	0.667	22-10	0.688	L2
UW-PARKSIDE ^B4	13-5	0.722	22-8	0.733	L2	DRURY ^8	10-8	0.556	18-10	0.643	L1
INDIANAPOLIS ^5	12-6	0.667	16-12	0.571	L1	ROCKHURST ^9	8-10	0.444	14-13	0.519	L5
LEWIS ^7	11-7	0.611	19-13	0.594	L1	MISSOURI S&T ^11	6-12	0.333	12-14	0.462	L1
SAINT JOSEPH'S ^10	6-12	0.333	12-17	0.414	L1	MISSOURI-ST. LOU-	5-13	0.278	11-18	0.379	L1
ILLINOIS SPRINGFIELD	4-14	0.222	9-18	0.333	W1	WILLIAM JEWELL	5-13	0.278	9-17	0.346	W1
MCKENDREE	3-15	0.167	9-17	0.346	L6	MARYVILLE	3-15	0.167	9-21	0.300	L1

\$ Clinched Division Title; ^Clinched GLVC Championship Tournament Berth; B-Clinched GLVC Championship Tournament first-round bye

2016-17 NCAA II TOP 25 RANKINGS

NABC/Division II Top 25 *(Div. II Official Poll; Final Poll of 2016-17)*

- Team (1st place votes)**
- Northwest Missouri State (14)
 - Bellarmine, Ky. (1)
 - Fairmont State, W.Va.
 - Hawai'i Pacific (1)
 - Kentucky Wesleyan
 - Queens, N.C.
 - West Liberty, W.Va.
 - Indiana, Pa.
 - Shippensburg, Pa.
 - Kutztown, Pa.
 - Colorado School of Mines
 - Western Washington

- California Baptist
- Ferris State, Mich.
- Lincoln Memorial, Tenn.
- 16. Southern Indiana**
- UT-Permian Basin, Texas
- Southwest Minnesota State
- UC San Diego
- Valdosta State, Ga.
- Alabama-Huntsville
- San Francisco State, Calif.
- Fort Lewis, Colo.
- Le Moyne, N.Y.
- Findlay, Ohio

Others receiving votes: Pfeiffer (N.C.), St. Thomas Aquinas (N.Y.), Tarleton State (Texas), Saint Anselm (N.H.), MSU Moorhead (Minn.), Southern New Hampshire.

D2SIDA/Media Poll Top 25 *(Final Poll of 2016-17)*

- Team (1st place votes)**
- Fairmont State (9)
 - Northwest Missouri (3)
 - Bellarmine
 - Lincoln Memorial
 - Hawai'i Pacific
 - Indiana (PA)
 - Queens
 - Ferris State
 - West Liberty
 - Valdosta State
 - Colorado Mines
 - 12. Southern Indiana**
 - Kutztown
 - California Baptist
 - UT-Permian Basin
 - LeMoyne
 - Kentucky Wesleyan
 - UC San Diego
 - Barry
 - Western Washington
 - Southwest Minnesota State
 - Tarleton State
 - Shippensburg
 - UNC Pembroke
 - San Francisco State

Others receiving votes: MSU Moorhead, Saint Rose, Pfeiffer, Alabama-Huntsville, Findlay, West Texas A&M, Fort Lewis, St. Thomas Aquinas (NY), Quincy, Wheeling Jesuit.



1995 NCAA II National Champion • 1994, 2004 NCAA II National Finalist
26 NCAA II Tournament Appearances • 12 GLVC Championships

SCREAMING EAGLES RANKED IN 2016-17

Statistic	Player	Season Totals	National Rank	Conference Rank
3-pt Field Goal Attempts (249 ranked)	Jeril Taylor	210	69	2
	Bobo Drummond	160	222	13
Assist Turnover Ratio (250 ranked)	Alex Stein	2.12	73	5
Assists Per Game (250 ranked)	Alex Stein	4.2	99	8
Blocked Shots Per Game (150 ranked)	Julius Rajala	1.08	144	8
Defensive Rebounds per Game (250 ranked)	Jeril Taylor	6.17	60	3
Double Doubles (30 ranked)				
Field-Goal Percentage (250 ranked)	Alex Stein	48.3	162	10
Free Throw Attempts (245 ranked)	Alex Stein	167	72	3
	Jeril Taylor	143	173	8
Free Throws Made (240 ranked)	Alex Stein	151	29	2
	Jeril Taylor	113	141	8
Free-Throw Percentage (250 ranked)	Alex Stein	90.4	14	2
	Jeril Taylor	79.0	201	12
Minutes Per Game (150 ranked)				
Offensive Rebounds Per Game (249 ranked)	Jacob Norman	2.20	202	8
	Jeril Taylor	2.14	224	9
Points Per Game (250 ranked)	Jeril Taylor	19.6	65	3
	Alex Stein	17.3	131	4
Rebounds Per Game (249 ranked)	Jeril Taylor	8.3	74	2
Steals Per Game (250 ranked)	Jeril Taylor	1.55	132	7
Three-Point Field Goals Per Game (250 ranked)	Jeril Taylor	3.00	47	4
	Bobo Drummond	2.19	231	17
Three-Point Field-Goal Percentage (131 ranked)	Jeril Taylor	41.4	44	6
Total 3-point FGM (242 ranked)	Jeril Taylor	87	47	3
Total Assists (249 ranked)	Alex Stein	125	91	10
Total Blocks (196 ranked)	Julius Rajala	28	185	12
Total Field Goal Attempts (249 ranked)	Jeril Taylor	410	68	3
	Alex Stein	348	202	7
Total Field Goals Made (199 ranked)	Jeril Taylor	184	112	4
	Alex Stein	168	177	10
Total Minutes (149 ranked)				
Total Points (250 ranked)	Jeril Taylor	568	69	3
	Alex Stein	520	112	6
Total Rebounds (246 ranked)	Jeril Taylor	241	72	6
Total Steals (243 ranked)	Jeril Taylor	45	130	8
Triple Doubles (2 ranked)	Jeril Taylor	1	2	1

Follow at GoUSIEagles.com • #GLVCSN • @USIAthletics • #GoUSIEagles



1995 NCAA II National Champion • 1994, 2004 NCAA II National Finalist
26 NCAA II Tournament Appearances • 12 GLVC Championships

2016-17 USI NATIONAL RANKING SUMMARY

Statistic	Season Total	National Rank	Conference Rank
3-pt Field Goal Attempts (302 ranked)	729	60	3
Assist Turnover Ratio (302 ranked)	1.38	23	2
Assists Per Game (302 ranked)	16.2	42	4
Blocked Shots Per Game (302 ranked)	3.4	84	4
Defensive Rebounds per Game (302 ranked)	28.47	18	1
Fewest Fouls (302 ranked)	507	86	6
Fewest Turnovers (302 ranked)	353	62	3
Field-Goal Percentage (302 ranked)	48.6	37	7
Field-Goal Percentage Defense (302 ranked)	43.3	88	2
Free Throw Attempts (302 ranked)	680	73	3
Free Throws Made (302 ranked)	513	48	2
Free-Throw Percentage (302 ranked)	75.4	38	3
Offensive Rebounds Per Game (302 ranked)	12.63	49	2
Rebound Margin (302 ranked)	9.8	4	1
Scoring Defense (302 ranked)	70.9	54	2
Scoring Margin (302 ranked)	17.4	5	1
Scoring Offense (302 ranked)	88.3	14	1
Steals Per Game (302 ranked)	6.5	135	9
Three Pt FG Defense (302 ranked)	31.9	22	1
Three-Point Field Goals Per Game (302 ranked)	9.8	27	3
Three-Point Field-Goal Percentage (302 ranked)	40.2	22	4
Total 3-point FGM (302 ranked)	293	31	3
Total Assists (302 ranked)	487	44	5
Total Blocks (302 ranked)	103	78	4
Total Rebounds (302 ranked)	1,233	25	1
Total Steals (302 ranked)	196	114	8
Turnover Margin (299 ranked)	1.7	67	2
Turnovers Forced (302 ranked)	13.50	134	7
Turnovers Per Game (302 ranked)	11.8	48	1
Won-Lost Percentage (302 ranked)	83.3	15	2

Follow at GoUSIEagles.com • [#GLVCSN](https://twitter.com/GLVCSN) • [@USIAthletics](https://twitter.com/USIAthletics) • [#GoUSIEagles](https://twitter.com/GoUSIEagles)



UNIVERSITY OF SOUTHERN INDIANA
Southern Indiana Season Box Score (as of Mar 13, 2017)
All games

RECORD:	OVERALL	HOME	AWAY	NEUTRAL
ALL GAMES	25-5	12-1	7-2	6-2
CONFERENCE	15-3	8-1	7-2	0-0
NON-CONFERENCE	10-2	4-0	0-0	6-2

##	Player	gp-gs	min	avg	Total		3-Point		F-Throw		Rebounds					pf	dq	a	to	blk	stl	pts	avg
					fg-fga	fg%	3fg-fga	3fg%	ft-fa	ft%	off	def	tot	avg									
01	Taylor, Jeril	29-29	844	29.1	184-410	.449	87-210	.414	113-143	.790	62	179	241	8.3	66	2	86	71	9	45	568	19.6	
	Conference-Only...	18-18	556	30.9	119-269	.442	61-141	.433	69-90	.767	36	113	149	8.3	39	1	53	42	8	26	368	20.4	
20	Stein, Alex	30-30	934	31.1	168-348	.483	33-94	.351	151-167	.904	23	83	106	3.5	47	1	125	59	1	19	520	17.3	
	Conference-Only...	18-18	563	31.3	108-213	.507	24-61	.393	70-76	.921	16	49	65	3.6	25	0	67	39	0	10	310	17.2	
03	Drummond, Bobo	27-5	627	23.2	96-244	.393	59-160	.369	38-50	.760	19	57	76	2.8	37	0	67	22	1	18	289	10.7	
	Conference-Only...	18-3	432	24.0	61-165	.370	36-105	.343	22-29	.759	13	43	56	3.1	27	0	39	14	1	14	180	10.0	
12	Rajala, Julius	26-21	527	20.3	111-177	.627	0-0	.000	51-65	.785	44	69	113	4.3	67	1	26	33	28	11	273	10.5	
	Conference-Only...	14-9	245	17.5	45-78	.577	0-0	.000	8-15	.533	22	27	49	3.5	34	0	13	14	11	7	98	7.0	
00	Washington, Marellous	30-0	547	18.2	92-171	.538	45-96	.469	19-24	.792	6	78	84	2.8	24	0	61	31	6	32	248	8.3	
	Conference-Only...	18-0	360	20.0	69-123	.561	35-68	.515	13-18	.722	6	54	60	3.3	13	0	35	16	4	14	186	10.3	
02	Norman, Jacob	30-9	663	22.1	74-135	.548	0-1	.000	52-63	.825	66	74	140	4.7	66	1	24	28	2	19	200	6.7	
	Conference-Only...	18-8	411	22.8	36-77	.468	0-0	.000	27-34	.794	27	54	81	4.5	36	1	14	14	1	10	99	5.5	
30	Macklin, Cortez	30-28	814	27.1	63-160	.394	40-109	.367	27-52	.519	31	105	136	4.5	45	0	58	31	16	28	193	6.4	
	Conference-Only...	18-17	487	27.1	44-105	.419	25-71	.352	21-38	.553	20	59	79	4.4	29	0	32	16	9	15	134	7.4	
23	Dickson, DayJar	29-28	560	19.3	57-110	.518	0-1	.000	26-55	.473	44	88	132	4.6	70	3	21	43	13	17	140	4.8	
	Conference-Only...	17-17	331	19.5	33-67	.493	0-1	.000	6-18	.333	31	49	80	4.7	44	2	11	24	7	13	72	4.2	
13	Aiton, Kyle	23-0	162	7.0	30-62	.484	29-58	.500	14-20	.700	1	16	17	0.7	16	0	8	6	0	1	103	4.5	
	Conference-Only...	14-0	75	5.4	14-28	.500	13-25	.520	5-8	.625	1	7	8	0.6	7	0	3	3	0	0	46	3.3	
33	Carter, Davis	30-0	267	8.9	39-67	.582	0-0	.000	19-35	.543	36	36	72	2.4	44	0	9	24	18	3	97	3.2	
	Conference-Only...	18-0	162	9.0	16-36	.444	0-0	.000	8-15	.533	15	17	32	1.8	27	0	6	9	12	0	40	2.2	
35	Audu, Emmanuel	25-0	130	5.2	7-13	.538	0-0	.000	3-6	.500	6	22	28	1.1	24	0	2	4	9	3	17	0.7	
	Conference-Only...	15-0	53	3.5	2-5	.400	0-0	.000	0-1	.000	4	10	14	0.9	10	0	0	3	5	1	4	0.3	
	Team										41	47	88		1								
	Team										28	32	60										
	Total.....	30	6075		921-1897	.486	293-729	.402	513-680	.754	379	854	1233	41.1	507	8	487	353	103	196	2648	88.3	
	Conference-Only...	18	3675		547-1166	.469	194-472	.411	249-342	.728	219	514	733	40.7	291	4	273	195	58	110	1537	85.4	
	Opponents.....	30	6075		778-1795	.433	198-620	.319	373-521	.716	255	685	940	31.3	586	-	307	405	59	188	2127	70.9	
	Conference-Only...	18	3675		483-1081	.447	113-373	.303	221-308	.718	140	452	592	32.9	309	4	191	219	39	104	1300	72.2	

Score by Periods	1st	2nd	OT	OT2	OT3	Totals
Southern Indiana	1240	1373	11	7	17	2648
Opponents	987	1114	11	7	8	2127



UNIVERSITY OF SOUTHERN INDIANA
Southern Indiana Combined Team Statistics (as of Mar 13, 2017)
Non-conference games

RECORD:	OVERALL	HOME	AWAY	NEUTRAL
ALL GAMES	10-2	4-0	0-0	6-2
CONFERENCE	0-0	0-0	0-0	0-0
NON-CONFERENCE	10-2	4-0	0-0	6-2

#	Player	gp-gs	min	avg	Total		3-Point		F-Throw		Rebounds			pf	dq	a	to	blk	stl	pts	avg							
					fg-fga	fg%	3fg-fga	3fg%	ft-fa	ft%	off	def	tot															
01	Taylor, Jeril	11-11	288	26.2	65-141	.461	26-69	.377	44-53	.830	26	66	92	8.4	27	1	33	29	1	19	200	18.2						
20	Stein, Alex	12-12	371	30.9	60-135	.444	9-33	.273	81-91	.890	7	34	41	3.4	22	1	58	20	1	9	210	17.5						
12	Rajala, Julius	12-12	282	23.5	66-99	.667	0-0	.000	43-50	.860	22	42	64	5.3	33	1	13	19	17	4	175	14.6						
03	Drummond, Bobo	9-2	195	21.7	35-79	.443	23-55	.418	16-21	.762	6	14	20	2.2	10	0	28	8	0	4	109	12.1						
02	Norman, Jacob	12-1	252	21.0	38-58	.655	0-1	.000	25-29	.862	39	20	59	4.9	30	0	10	14	1	9	101	8.4						
13	Aiton, Kyle	9-0	87	9.7	16-34	.471	16-33	.485	9-12	.750	0	9	9	1.0	9	0	5	3	0	1	57	6.3						
23	Dickson, DayJar	12-11	229	19.1	24-43	.558	0-0	.000	20-37	.541	13	39	52	4.3	26	1	10	19	6	4	68	5.7						
00	Washington, Marellous	12-0	187	15.6	23-48	.479	10-28	.357	6-6	1.000	0	24	24	2.0	11	0	26	15	2	18	62	5.2						
30	Macklin, Cortez	12-11	327	27.3	19-55	.345	15-38	.395	6-14	.429	11	46	57	4.8	16	0	26	15	7	13	59	4.9						
33	Carter, Davis	12-0	105	8.8	23-31	.742	0-0	.000	11-20	.550	21	19	40	3.3	17	0	3	15	6	3	57	4.8						
35	Audu, Emmanuel	10-0	77	7.7	5-8	.625	0-0	.000	3-5	.600	2	12	14	1.4	14	0	2	1	4	2	13	1.3						
Team											13	15	28				1											
Total.....		12	2400	374-731		.512	99-257	.385	264-338	.781	160	340	500	41.7	216	4	214	158	45	86	1111	92.6						
Opponents.....		12	2400	295-714		.413	85-247	.344	152-213	.714	115	233	348	29.0	277	-	116	186	20	84	827	68.9						

TEAM STATISTICS	USI	OPP	Date	Opponent	Score	Att.	
SCORING	1111	827	@ 11/12/16	vs Lake Erie	w 90-77	198	
Points per game	92.6	68.9	@ 11/13/16	vs Ashland	w 74-62	123	
Scoring margin	+23.7	-	+ 11/18/16	vs Florida Southern	w 108-94	1078	
FIELD GOALS-ATT	374-731	295-714	+ 11/19/16	vs Kentucky Wesleyan	w 85-81	1521	
Field goal pct	.512	.413	& 12/10/16	OHIO VALLEY	w 103-48	1095	
3 POINT FG-ATT	99-257	85-247	& 12/11/16	LEES-MCRAE	w 98-83	1102	
3-point FG pct	.385	.344	12/14/16	BLUEFIELD COLLEGE	w 99-54	767	
3-pt FG made per game	8.3	7.1	> 12/16/16	vs Martin Methodist	w 100-62	275	
FREE THROWS-ATT	264-338	152-213	> 12/17/16	vs Kentucky State	w 95-68	195	
Free throw pct	.781	.714	01/02/17	BLUEFIELD STATE	w 122-59	1015	
F-Throws made per game	22.0	12.7	\$ 03/02/17	vs Truman	L 68-69	929	
REBOUNDS	500	348	! 03/11/17	vs Findlay	L 69-70	922	
Rebounds per game	41.7	29.0					
Rebounding margin	+12.7	-					
ASSISTS	214	116					
Assists per game	17.8	9.7					
TURNOVERS	158	186					
Turnovers per game	13.2	15.5					
Turnover margin	+2.3	-					
Assist/turnover ratio	1.4	0.6					
STEALS	86	84					
Steals per game	7.2	7.0					
BLOCKS	45	20					
Blocks per game	3.8	1.7					
ATTENDANCE	3979	5241					
Home games-Avg/Game	4-995	0-0					
Neutral site-Avg/Game	-	8-655					

* = GLVC Games
 @ = GLVC/GLIAC Challenge
 + = SCB Hall of Fame Classic
 & = Bill Joergens Memorial Classic
 > = Bellarmine Classic
 \$ = GLVC Tournament
 ! = NCAA II Tournament

Score by Periods	1st	2nd	Totals
Southern Indiana	514	597	1111
Opponents	385	442	827



UNIVERSITY OF SOUTHERN INDIANA
Southern Indiana Combined Team Statistics (as of Mar 13, 2017)
Conference games

RECORD:	OVERALL	HOME	AWAY	NEUTRAL
ALL GAMES	15-3	8-1	7-2	0-0
CONFERENCE	15-3	8-1	7-2	0-0
NON-CONFERENCE	0-0	0-0	0-0	0-0

#	Player	gp-gs	min	avg	Total		3-Point		F-Throw		Rebounds				pf	dq	a	to	blk	stl	pts	avg		
					fg-fga	fg%	3fg-fga	3fg%	ft-fa	ft%	off	def	tot	avg										
01	Taylor, Jeril	18-18	556	30.9	119-269	.442	61-141	.433	69-90	.767	36	113	149	8.3	39	1	53	42	8	26	368	20.4		
20	Stein, Alex	18-18	563	31.3	108-213	.507	24-61	.393	70-76	.921	16	49	65	3.6	25	0	67	39	0	10	310	17.2		
00	Washington, Marellous	18-0	360	20.0	69-123	.561	35-68	.515	13-18	.722	6	54	60	3.3	13	0	35	16	4	14	186	10.3		
03	Drummond, Bobo	18-3	432	24.0	61-165	.370	36-105	.343	22-29	.759	13	43	56	3.1	27	0	39	14	1	14	180	10.0		
30	Macklin, Cortez	18-17	487	27.1	44-105	.419	25-71	.352	21-38	.553	20	59	79	4.4	29	0	32	16	9	15	134	7.4		
12	Rajala, Julius	14-9	245	17.5	45-78	.577	0-0	.000	8-15	.533	22	27	49	3.5	34	0	13	14	11	7	98	7.0		
02	Norman, Jacob	18-8	411	22.8	36-77	.468	0-0	.000	27-34	.794	27	54	81	4.5	36	1	14	14	1	10	99	5.5		
23	Dickson, DayJar	17-17	331	19.5	33-67	.493	0-1	.000	6-18	.333	31	49	80	4.7	44	2	11	24	7	13	72	4.2		
13	Aiton, Kyle	14-0	75	5.4	14-28	.500	13-25	.520	5-8	.625	1	7	8	0.6	7	0	3	3	0	0	46	3.3		
33	Carter, Davis	18-0	162	9.0	16-36	.444	0-0	.000	8-15	.533	15	17	32	1.8	27	0	6	9	12	0	40	2.2		
35	Audu, Emmanuel	15-0	53	3.5	2-5	.400	0-0	.000	0-1	.000	4	10	14	0.9	10	0	0	3	5	1	4	0.3		
Team											28	32	60											
Total.....		18	3675		547-1166	.469	194-472	.411	249-342	.728	219	514	733	40.7	291	4	273	195	58	110	1537	85.4		
Opponents.....		18	3675		483-1081	.447	113-373	.303	221-308	.718	140	452	592	32.9	309	-	191	219	39	104	1300	72.2		

TEAM STATISTICS	USI	OPP	Date	Opponent	Score	Att.
SCORING	1537	1300	* 12/01/16	at McKendree	w 104-58	714
Points per game	85.4	72.2	* 12/3/16	at Illinois Springfield	w 86-75	600
Scoring margin	+13.2	-	* 01/05/17	WILLIAM JEWELL	w 88-71	1309
FIELD GOALS-ATT	547-1166	483-1081	* 01/07/17	ROCKHURST	w 98-77	2002
Field goal pct	.469	.447	* 1/12/17	at Truman	w 111-89	728
3 POINT FG-ATT	194-472	113-373	* 01/14/17	at Quincy	w 88-85	1678
3-point FG pct	.411	.303	* 01/16/17	BELLARMINE	L 70-78	2600
3-pt FG made per game	10.8	6.3	* 01/19/17	WISCONSIN-PARKSIDE	w 76-72	1527
FREE THROWS-ATT	249-342	221-308	* 01/21/17	LEWIS	w 80-57	1865
Free throw pct	.728	.718	* 01/26/17	at Saint Joseph's (IN)	wo3 122-113	474
F-Throws made per game	13.8	12.3	* 01/28/17	at Indianapolis	L 66-81	437
REBOUNDS	733	592	* 02/02/17	MISSOURI S&T	w 86-78	1157
Rebounds per game	40.7	32.9	* 02/04/17	DRURY	w 77-51	2176
Rebounding margin	+7.8	-	* 02/09/17	at Missouri-St. Louis	w 71-58	301
ASSISTS	273	191	* 02/11/17	at Maryville	w 82-66	264
Assists per game	15.2	10.6	* 02/16/17	ILLINOIS SPRINGFIELD	w 90-57	1109
TURNOVERS	195	219	* 02/18/17	MCKENDREE	w 81-67	1328
Turnovers per game	10.8	12.2	* 02/23/17	at Bellarmine	L 61-67	2196
Turnover margin	+1.3	-				
Assist/turnover ratio	1.4	0.9				
STEALS	110	104				
Steals per game	6.1	5.8				
BLOCKS	58	39				
Blocks per game	3.2	2.2				
ATTENDANCE	15073	7392				
Home games-Avg/Game	9-1675	9-821				
Neutral site-Avg/Game	-	0-0				

* = GLVC Games
 @ = GLVC/GLIAC Challenge
 + = SCB Hall of Fame Classic
 & = Bill Joergens Memorial Classic
 > = Bellarmine Classic
 \$ = GLVC Tournament
 ! = NCAA II Tournament

Score by Periods	1st	2nd	OT	OT2	OT3	Totals
Southern Indiana	726	776	11	7	17	1537
Opponents	602	672	11	7	8	1300



UNIVERSITY OF SOUTHERN INDIANA
Southern Indiana Combined Team Statistics (as of Mar 13, 2017)
Home games

RECORD:	OVERALL	HOME	AWAY	NEUTRAL
ALL GAMES	12-1	12-1	0-0	0-0
CONFERENCE	8-1	8-1	0-0	0-0
NON-CONFERENCE	4-0	4-0	0-0	0-0

#	Player	gp-gs	min	avg	Total		3-Point		F-Throw		Rebounds				pf	dq	a	to	blk	stl	pts	avg						
					fg-fga	fg%	3fg-fga	3fg%	ft-fa	ft%	off	def	tot	avg														
01	Taylor, Jeril	12-12	341	28.4	82-163	.503	39-88	.443	32-44	.727	30	90	120	10.0	21	0	33	23	5	18	235	19.6						
20	Stein, Alex	13-13	383	29.5	86-143	.601	15-42	.357	58-61	.951	7	29	36	2.8	19	0	51	25	0	9	245	18.8						
00	Washington, Marellous	13-0	256	19.7	50-86	.581	25-54	.463	10-13	.769	3	37	40	3.1	10	0	25	14	4	21	135	10.4						
03	Drummond, Bobo	13-2	302	23.2	43-115	.374	24-76	.316	17-21	.810	10	31	41	3.2	18	0	33	8	1	5	127	9.8						
12	Rajala, Julius	11-9	218	19.8	41-71	.577	0-0	.000	15-22	.682	20	30	50	4.5	26	0	10	12	11	6	97	8.8						
02	Norman, Jacob	13-5	291	22.4	30-58	.517	0-0	.000	37-39	.949	26	32	58	4.5	27	0	13	12	1	8	97	7.5						
13	Aiton, Kyle	11-0	91	8.3	22-37	.595	21-36	.583	7-10	.700	0	9	9	0.8	9	0	6	2	0	1	72	6.5						
30	Macklin, Cortez	13-13	319	24.5	21-58	.362	9-38	.237	15-25	.600	14	50	64	4.9	17	0	19	12	8	15	66	5.1						
23	Dickson, DayJar	12-11	197	16.4	18-37	.486	0-1	.000	5-21	.238	12	31	43	3.6	31	0	10	17	6	3	41	3.4						
33	Carter, Davis	13-0	145	11.2	15-30	.500	0-0	.000	13-25	.520	22	14	36	2.8	19	0	6	12	13	2	43	3.3						
35	Audu, Emmanuel	11-0	57	5.2	5-7	.714	0-0	.000	0-2	.000	2	11	13	1.2	7	0	1	1	2	2	10	0.9						
Team											15	19	34				1											
Total.....		13	2600	413-805		.513	133-335	.397	209-283	.739	161	383	544	41.8	205	0	207	138	51	90	1168	89.8						
Opponents.....		13	2600	314-779		.403	83-289	.287	141-202	.698	122	270	392	30.2	243	-	106	170	18	70	852	65.5						

TEAM STATISTICS	USI	OPP	Date	Opponent	Score	Att.
SCORING	1168	852	& 12/10/16	OHIO VALLEY	w 103-48	1095
Points per game	89.8	65.5	& 12/11/16	LEES-MCRAE	w 98-83	1102
Scoring margin	+24.3	-	12/14/16	BLUEFIELD COLLEGE	w 99-54	767
FIELD GOALS-ATT	413-805	314-779	01/02/17	BLUEFIELD STATE	w 122-59	1015
Field goal pct	.513	.403	* 01/05/17	WILLIAM JEWELL	w 88-71	1309
3 POINT FG-ATT	133-335	83-289	* 01/07/17	ROCKHURST	w 98-77	2002
3-point FG pct	.397	.287	* 01/16/17	BELLARMINE	L 70-78	2600
3-pt FG made per game	10.2	6.4	* 01/19/17	WISCONSIN-PARKSIDE	w 76-72	1527
FREE THROWS-ATT	209-283	141-202	* 01/21/17	LEWIS	w 80-57	1865
Free throw pct	.739	.698	* 02/02/17	MISSOURI S&T	w 86-78	1157
F-Throws made per game	16.1	10.8	* 02/04/17	DRURY	w 77-51	2176
REBOUNDS	544	392	* 02/16/17	ILLINOIS SPRINGFIELD	w 90-57	1109
Rebounds per game	41.8	30.2	* 02/18/17	MCKENDREE	w 81-67	1328
Rebounding margin	+11.7	-				
ASSISTS	207	106	* = GLVC Games			
Assists per game	15.9	8.2	@ = GLVC/GLIAC Challenge			
TURNOVERS	138	170	+ = SCB Hall of Fame Classic			
Turnovers per game	10.6	13.1	& = Bill Joergens Memorial Classic			
Turnover margin	+2.5	-	> = Bellarmine Classic			
Assist/turnover ratio	1.5	0.6	\$ = GLVC Tournament			
STEALS	90	70	! = NCAA II Tournament			
Steals per game	6.9	5.4				
BLOCKS	51	18				
Blocks per game	3.9	1.4				
ATTENDANCE	19052	0				
Home games-Avg/Game	13-1466	0-0				
Neutral site-Avg/Game	-	0-0				

Score by Periods	1st	2nd	Totals
Southern Indiana	563	605	1168
Opponents	397	455	852



UNIVERSITY OF SOUTHERN INDIANA
Southern Indiana Combined Team Statistics (as of Mar 13, 2017)
Away games

RECORD:	OVERALL	HOME	AWAY	NEUTRAL
ALL GAMES	7-2	0-0	7-2	0-0
CONFERENCE	7-2	0-0	7-2	0-0
NON-CONFERENCE	0-0	0-0	0-0	0-0

##	Player	gp-gs	min	avg	Total		3-Point		F-Throw		Rebounds			pf	dq	a	to	blk	stl	pts	avg			
					fg-fga	fg%	3fg-fga	3fg%	ft-fa	ft%	off	def	tot									avg		
01	Taylor, Jeril	9-9	278	30.9	56-142	.394	28-70	.400	42-52	.808	17	50	67	7.4	22	1	33	22	3	13	182	20.2		
20	Stein, Alex	9-9	286	31.8	45-110	.409	14-31	.452	38-42	.905	12	28	40	4.4	10	0	37	19	0	5	142	15.8		
03	Drummond, Bobo	9-2	222	24.7	32-86	.372	22-56	.393	15-18	.833	7	19	26	2.9	13	0	24	11	0	12	101	11.2		
00	Washington, Marelous	9-0	170	18.9	33-60	.550	15-28	.536	7-9	.778	3	25	28	3.1	8	0	15	9	0	4	88	9.8		
30	Macklin, Cortez	9-8	261	29.0	26-58	.448	19-43	.442	7-15	.467	8	25	33	3.7	17	0	18	8	3	6	78	8.7		
12	Rajala, Julius	7-4	105	15.0	25-40	.625	0-0	.000	5-11	.455	15	9	24	3.4	18	0	8	8	6	2	55	7.9		
23	Dickson, DayJar	9-9	200	22.2	24-43	.558	0-0	.000	5-9	.556	22	28	50	5.6	23	2	6	10	3	10	53	5.9		
02	Norman, Jacob	9-4	213	23.7	22-43	.512	0-0	.000	7-12	.583	16	28	44	4.9	16	1	6	7	0	5	51	5.7		
13	Aiton, Kyle	7-0	40	5.7	5-14	.357	5-12	.417	5-8	.625	1	5	6	0.9	3	0	1	1	0	0	20	2.9		
33	Carter, Davis	9-0	64	7.1	8-17	.471	0-0	.000	1-2	.500	5	7	12	1.3	12	0	3	4	1	0	17	1.9		
35	Audu, Emmanuel	8-0	36	4.5	2-5	.400	0-0	.000	0-0	.000	3	6	9	1.1	8	0	0	3	4	0	4	0.5		
Team											14	20	34											
Total.....		9	1875		278-618	.450	103-240	.429	132-178	.742	123	250	373	41.4	150	4	151	103	20	57	791	87.9		
Opponents.....		9	1875		254-536	.474	57-186	.306	127-176	.722	61	246	307	34.1	160	-	109	119	27	59	692	76.9		

TEAM STATISTICS	USI	OPP	Date	Opponent	Score	Att.
SCORING	791	692	* 12/01/16	at McKendree	w 104-58	714
Points per game	87.9	76.9	* 12/3/16	at Illinois Springfield	w 86-75	600
Scoring margin	+11.0	-	* 1/12/17	at Truman	w 111-89	728
FIELD GOALS-ATT	278-618	254-536	* 01/14/17	at Quincy	w 88-85	1678
Field goal pct	.450	.474	* 01/26/17	at Saint Joseph's (IN)	w@3 122-113	474
3 POINT FG-ATT	103-240	57-186	* 01/28/17	at Indianapolis	L 66-81	437
3-point FG pct	.429	.306	* 02/09/17	at Missouri-St. Louis	w 71-58	301
3-pt FG made per game	11.4	6.3	* 02/11/17	at Maryville	w 82-66	264
FREE THROWS-ATT	132-178	127-176	* 02/23/17	at Bellarmine	L 61-67	2196
Free throw pct	.742	.722	* = GLVC Games			
F-Throws made per game	14.7	14.1	@ = GLVC/GLIAC Challenge			
REBOUNDS	373	307	+ = SCB Hall of Fame Classic			
Rebounds per game	41.4	34.1	& = Bill Joergens Memorial Classic			
Rebounding margin	+7.3	-	> = Bellarmine Classic			
ASSISTS	151	109	\$ = GLVC Tournament			
Assists per game	16.8	12.1	! = NCAA II Tournament			
TURNOVERS	103	119				
Turnovers per game	11.4	13.2				
Turnover margin	+1.8	-				
Assist/turnover ratio	1.5	0.9				
STEALS	57	59				
Steals per game	6.3	6.6				
BLOCKS	20	27				
Blocks per game	2.2	3.0				
ATTENDANCE	0	7392				
Home games-Avg/Game	0-0	9-821				
Neutral site-Avg/Game	-	0-0				

Score by Periods	1st	2nd	OT	OT2	OT3	Totals
Southern Indiana	371	385	11	7	17	791
Opponents	318	348	11	7	8	692



UNIVERSITY OF SOUTHERN INDIANA
Southern Indiana Combined Team Statistics (as of Mar 13, 2017)
Neutral site games

RECORD:	OVERALL	HOME	AWAY	NEUTRAL
ALL GAMES	6-2	0-0	0-0	6-2
CONFERENCE	0-0	0-0	0-0	0-0
NON-CONFERENCE	6-2	0-0	0-0	6-2

#	Player	gp-gs	min	avg	Total		3-Point		F-Throw		Rebounds			pf	dq	a	to	blk	stl	pts	avg		
					fg-fga	fg%	3fg-fga	3fg%	ft-fa	ft%	off	def	tot									avg	
01	Taylor, Jeril	8-8	225	28.1	46-105	.438	20-52	.385	39-47	.830	15	39	54	6.8	23	1	20	26	1	14	151	18.9	
20	Stein, Alex	8-8	265	33.1	37-95	.389	4-21	.190	55-64	.859	4	26	30	3.8	18	1	37	15	1	5	133	16.6	
12	Rajala, Julius	8-8	204	25.5	45-66	.682	0-0	.000	31-32	.969	9	30	39	4.9	23	1	8	13	11	3	121	15.1	
03	Drummond, Bobo	5-1	103	20.6	21-43	.488	13-28	.464	6-11	.545	2	7	9	1.8	6	0	10	3	0	1	61	12.2	
02	Norman, Jacob	8-0	159	19.9	22-34	.647	0-1	.000	8-12	.667	24	14	38	4.8	23	0	5	9	1	6	52	6.5	
30	Macklin, Cortez	8-7	234	29.3	16-44	.364	12-28	.429	5-12	.417	9	30	39	4.9	11	0	21	11	5	7	49	6.1	
23	Dickson, DayJar	8-8	163	20.4	15-30	.500	0-0	.000	16-25	.640	10	29	39	4.9	16	1	5	16	4	4	46	5.8	
33	Carter, Davis	8-0	58	7.3	16-20	.800	0-0	.000	5-8	.625	9	15	24	3.0	13	0	0	8	4	1	37	4.6	
00	Washington, Marellous	8-0	121	15.1	9-25	.360	5-14	.357	2-2	1.000	0	16	16	2.0	6	0	21	8	2	7	25	3.1	
13	Aiton, Kyle	5-0	31	6.2	3-11	.273	3-10	.300	2-2	1.000	0	2	2	0.4	4	0	1	3	0	0	11	2.2	
35	Audu, Emmanuel	6-0	37	6.2	0-1	.000	0-0	.000	3-4	.750	1	5	6	1.0	9	0	1	0	3	1	3	0.5	
Team											12	8	20										
Total.....		8	1600		230-474	.485	57-154	.370	172-219	.785	95	221	316	39.5	152	4	129	112	32	49	689	86.1	
Opponents.....		8	1600		210-480	.438	58-145	.400	105-143	.734	72	169	241	30.1	183	-	92	116	14	59	583	72.9	

TEAM STATISTICS	USI	OPP	Date	Opponent	Score	Att.
SCORING	689	583	@ 11/12/16	vs Lake Erie	w 90-77	198
Points per game	86.1	72.9	@ 11/13/16	vs Ashland	w 74-62	123
Scoring margin	+13.3	-	+ 11/18/16	vs Florida Southern	w 108-94	1078
FIELD GOALS-ATT	230-474	210-480	+ 11/19/16	vs Kentucky Wesleyan	w 85-81	1521
Field goal pct	.485	.438	> 12/16/16	vs Martin Methodist	w 100-62	275
3 POINT FG-ATT	57-154	58-145	> 12/17/16	vs Kentucky State	w 95-68	195
3-point FG pct	.370	.400	\$ 03/02/17	vs Truman	L 68-69	929
3-pt FG made per game	7.1	7.3	! 03/11/17	vs Findlay	L 69-70	922
FREE THROWS-ATT	172-219	105-143	* = GLVC Games			
Free throw pct	.785	.734	@ = GLVC/GLIAC Challenge			
F-Throws made per game	21.5	13.1	+ = SCB Hall of Fame Classic			
REBOUNDS	316	241	& = Bill Joergens Memorial Classic			
Rebounds per game	39.5	30.1	> = Bellarmine Classic			
Rebounding margin	+9.4	-	\$ = GLVC Tournament			
ASSISTS	129	92	! = NCAA II Tournament			
Assists per game	16.1	11.5				
TURNOVERS	112	116				
Turnovers per game	14.0	14.5				
Turnover margin	+0.5	-				
Assist/turnover ratio	1.2	0.8				
STEALS	49	59				
Steals per game	6.1	7.4				
BLOCKS	32	14				
Blocks per game	4.0	1.8				
ATTENDANCE	0	5241				
Home games-Avg/Game	0-0	0-0				
Neutral site-Avg/Game	-	8-655				

Score by Periods	1st	2nd	Totals
Southern Indiana	306	383	689
Opponents	272	311	583



UNIVERSITY OF SOUTHERN INDIANA
Southern Indiana Season Schedule/Results & Leaders (as of Mar 13, 2017)
All games

RECORD:	OVERALL	HOME	AWAY	NEUTRAL
ALL GAMES	25-5	12-1	7-2	6-2
CONFERENCE	15-3	8-1	7-2	0-0
NON-CONFERENCE	10-2	4-0	0-0	6-2

Date	Opponent	Score	Att.	High Points	High Rebounds
11/12/16	@vs Lake Erie	W 90-77	198	(29)Rajala, Julius	(9)Rajala, Julius
11/13/16	@vs Ashland	W 74-62	123	(36)Stein, Alex	(8)Taylor, Jeril
11/18/16	+vs Florida Southern	W 108-94	1078	(30)Taylor, Jeril	(10)Dickson, DayJar
11/19/16	+vs Kentucky Wesleyan	W 85-81	1521	(31)Taylor, Jeril	(5)Macklin, Cortez
12/01/16	*at McKendree	W 104-58	714	(20)Washington, Marellous	(7)Taylor, Jeril
12/3/16	*at Illinois Springfield	W 86-75	600	(26)Stein, Alex	(9)Taylor, Jeril
12/10/16	&OHIO VALLEY	W 103-48	1095	(19)Aiton, Kyle	(11)Taylor, Jeril
12/11/16	&LEES-MCRAE	W 98-83	1102	(30)Stein, Alex	(9)Norman, Jacob
12/14/16	BLUEFIELD COLLEGE	W 99-54	767	(23)Taylor, Jeril	(12)Taylor, Jeril
12/16/16	>vs Martin Methodist	W 100-62	275	(22)Carter, Davis	(9)Carter, Davis
12/17/16	>vs Kentucky State	W 95-68	195	(22)Taylor, Jeril	(7)Carter, Davis
01/02/17	BLUEFIELD STATE	W 122-59	1015	(18)Aiton, Kyle (18)Stein, Alex	(15)Taylor, Jeril
01/05/17	*WILLIAM JEWELL	W 88-71	1309	(17)Taylor, Jeril	(9)Taylor, Jeril (9)Rajala, Julius (9)Macklin, Cortez
01/07/17	*ROCKHURST	W 98-77	2002	(27)Taylor, Jeril	(12)Taylor, Jeril
1/12/17	*at Truman	W 111-89	728	(50)Taylor, Jeril	(9)Norman, Jacob (9)Taylor, Jeril
01/14/17	*at Quincy	W 88-85	1678	(18)Stein, Alex	(10)Stein, Alex
01/16/17	*BELLARMINE	70-78 L	2600	(17)Taylor, Jeril	(6)Macklin, Cortez (6)Taylor, Jeril (6)Dickson, DayJar
01/19/17	*WISCONSIN-PARKSIDE	W 76-72	1527	(25)Taylor, Jeril	(8)Taylor, Jeril
01/21/17	*LEWIS	W 80-57	1865	(18)Stein, Alex	(8)Macklin, Cortez
01/26/17	*at Saint Joseph's (IN)	Wo3 122-113	474	(38)Taylor, Jeril	(13)Taylor, Jeril
01/28/17	*at Indianapolis	66-81 L	437	(20)Taylor, Jeril	(9)Norman, Jacob
02/02/17	*MISSOURI S&T	W 86-78	1157	(22)Taylor, Jeril	(10)Washington, Marellous
02/04/17	*DRURY	W 77-51	2176	(25)Taylor, Jeril	(11)Taylor, Jeril
02/09/17	*at Missouri-St. Louis	W 71-58	301	(18)Taylor, Jeril	(8)Stein, Alex
02/11/17	*at Maryville	W 82-66	264	(21)Stein, Alex	(11)Dickson, DayJar
02/16/17	*ILLINOIS SPRINGFIELD	W 90-57	1109	(23)Stein, Alex	(16)Taylor, Jeril
02/18/17	*MCKENDREE	W 81-67	1328	(27)Stein, Alex	(9)Taylor, Jeril
02/23/17	*at Bellarmine	61-67 L	2196	(20)Stein, Alex	(9)Dickson, DayJar
03/02/17	\$vs Truman	68-69 L	929	(20)Rajala, Julius	(10)Taylor, Jeril
03/11/17	!vs Findlay	69-70 L	922	(31)Drummond, Bobo	(8)Dickson, DayJar

* = GLVC Games
 @ = GLVC/GLIAC Challenge
 + = SCB Hall of Fame Classic
 & = Bill Joergens Memorial Classic
 > = Bellarmine Classic
 \$ = GLVC Tournament
 ! = NCAA II Tournament

Attendance Summary	Games	Attend	Avg/Game
Home	13	19052	1466
Away	9	7392	821
Neutral	8	5241	655
Total	30	31685	1056



UNIVERSITY OF SOUTHERN INDIANA
Southern Indiana Game-by-Game Highs (as of Mar 13, 2017)
All games

Opponent	Date	Score	Points	Rebounds	Assists	Steals	Blocked shots
vs Lake Erie	11/12/16	90-77	29-Rajala, Julius	9-Rajala, Julius	6-Stein, Alex	2-Macklin, Cortez	1-Macklin, Cortez Audu, Emmanuel Rajala, Julius
vs Ashland	11/13/16	74-62	36-Stein, Alex	8-Taylor, Jeril	5-Macklin, Cortez	3-Taylor, Jeril	4-Rajala, Julius
vs Florida Southern	11/18/16	108-94	30-Taylor, Jeril	10-Dickson, DayJar	5-Macklin, Cortez	2-Washington, Marello Norman, Jacob Taylor, Jeril	2-Rajala, Julius
vs Kentucky Wesleyan	11/19/16	85-81	31-Taylor, Jeril	5-Macklin, Cortez	5-Taylor, Jeril Stein, Alex	2-Taylor, Jeril	1-Macklin, Cortez Taylor, Jeril Audu, Emmanuel Norman, Jacob
at McKendree	12/01/16	104-58	20-Washington, Marell	7-Taylor, Jeril	5-Stein, Alex	2-Dickson, DayJar	2-Audu, Emmanuel
at Illinois Springfield	12/3/16	86-75	26-Stein, Alex	9-Taylor, Jeril	5-Taylor, Jeril Drummond, Bobo Stein, Alex	3-Dickson, DayJar	2-Rajala, Julius Dickson, DayJar
OHIO VALLEY	12/10/16	103-48	19-Aiton, Kyle	11-Taylor, Jeril	5-Stein, Alex	3-Washington, Marello	4-Rajala, Julius
LEES-MCRAE	12/11/16	98-83	30-Stein, Alex	9-Norman, Jacob	9-Drummond, Bobo	2-Washington, Marello Macklin, Cortez	1-Dickson, DayJar Macklin, Cortez
BLUEFIELD COLLEGE	12/14/16	99-54	23-Taylor, Jeril	12-Taylor, Jeril	5-Stein, Alex	3-Taylor, Jeril	2-Rajala, Julius
vs Martin Methodist	12/16/16	100-62	22-Carter, Davis	9-Carter, Davis	8-Washington, Marello	4-Taylor, Jeril	2-Rajala, Julius Carter, Davis
vs Kentucky State	12/17/16	95-68	22-Taylor, Jeril	7-Carter, Davis	8-Washington, Marello	2-Stein, Alex Norman, Jacob	1-Washington, Marello Audu, Emmanuel Rajala, Julius Carter, Davis
BLUEFIELD STATE	01/02/17	122-59	18-Stein, Alex Aiton, Kyle	15-Taylor, Jeril	10-Taylor, Jeril	4-Washington, Marello	1-Carter, Davis Macklin, Cortez
WILLIAM JEWELL	01/05/17	88-71	17-Taylor, Jeril	9-Macklin, Cortez Rajala, Julius Taylor, Jeril	4-Washington, Marello Taylor, Jeril	1-Taylor, Jeril Norman, Jacob Washington, Marello	2-Taylor, Jeril
ROCKHURST	01/07/17	98-77	27-Taylor, Jeril	12-Taylor, Jeril	4-Stein, Alex	2-Norman, Jacob Macklin, Cortez	2-Carter, Davis
at Truman	1/12/17	111-89	50-Taylor, Jeril	9-Taylor, Jeril Norman, Jacob	6-Taylor, Jeril	3-Taylor, Jeril	1-Dickson, DayJar
at Quincy	01/14/17	88-85	18-Stein, Alex	10-Stein, Alex	6-Taylor, Jeril	3-Drummond, Bobo	None
BELLARMINE	01/16/17	70-78	17-Taylor, Jeril	6-Dickson, DayJar Taylor, Jeril Macklin, Cortez	4-Taylor, Jeril	2-Washington, Marello	1-Taylor, Jeril Rajala, Julius Macklin, Cortez
WISCONSIN-PARKSIDE	01/19/17	76-72	25-Taylor, Jeril	8-Taylor, Jeril	3-Washington, Marello	2-Norman, Jacob Macklin, Cortez Taylor, Jeril	2-Washington, Marello Rajala, Julius Macklin, Cortez
LEWIS	01/21/17	80-57	18-Stein, Alex	8-Macklin, Cortez	4-Stein, Alex	3-Taylor, Jeril	2-Macklin, Cortez
at Saint Joseph's (IN)	01/26/17	122-113	38-Taylor, Jeril	13-Taylor, Jeril	9-Drummond, Bobo	2-Drummond, Bobo	1-Taylor, Jeril Macklin, Cortez
at Indianapolis	01/28/17	66-81	20-Taylor, Jeril	9-Norman, Jacob	4-Washington, Marello	1-Taylor, Jeril Drummond, Bobo Norman, Jacob Washington, Marello	1-Audu, Emmanuel
MISSOURI S&T	02/02/17	86-78	22-Taylor, Jeril	10-Washington, Marell	3-Stein, Alex	1-Dickson, DayJar Taylor, Jeril Washington, Marello	1-Macklin, Cortez
DRURY	02/04/17	77-51	25-Taylor, Jeril	11-Taylor, Jeril	4-Washington, Marello	2-Macklin, Cortez Taylor, Jeril	5-Carter, Davis



UNIVERSITY OF SOUTHERN INDIANA
 Southern Indiana Game-by-Game Highs (as of Mar 13, 2017)
 All games

Opponent	Date	Score	Points	Rebounds	Assists	Steals	Blocked shots
at Missouri-St. Louis	02/09/17	71-58	18-Taylor, Jeril	8-Stein, Alex	6-Stein, Alex	2-Stein, Alex	2-Taylor, Jeril
at Maryville	02/11/17	82-66	21-Stein, Alex	11-Dickson, DayJar	5-Taylor, Jeril Macklin, Cortez	2-Drummond, Bobo	1-Macklin, Cortez Rajala, Julius
ILLINOIS SPRINGFIELD	02/16/17	90-57	23-Stein, Alex	16-Taylor, Jeril	4-Taylor, Jeril	2-Dickson, DayJar Washington, Marello	2-Dickson, DayJar
MCKENDREE	02/18/17	81-67	27-Stein, Alex	9-Taylor, Jeril	6-Stein, Alex	2-Macklin, Cortez Stein, Alex	2-Carter, Davis
at Bellarmine	02/23/17	61-67	20-Stein, Alex	9-Dickson, DayJar	4-Taylor, Jeril	4-Taylor, Jeril	1-Macklin, Cortez Rajala, Julius
vs Truman	03/02/17	68-69	20-Rajala, Julius	10-Taylor, Jeril	4-Stein, Alex	1-Norman, Jacob Stein, Alex Dickson, DayJar Drummond, Bobo Macklin, Cortez Washington, Marello	2-Dickson, DayJar
vs Findlay	03/11/17	69-70	31-Drummond, Bobo	8-Dickson, DayJar	9-Stein, Alex	1-Rajala, Julius Taylor, Jeril Norman, Jacob	2-Macklin, Cortez



UNIVERSITY OF SOUTHERN INDIANA
Southern Indiana Overall Team Statistics (as of Mar 13, 2017)
All games

TEAM STATISTICS	USI	OPP
SCORING	2648	2127
Points per game	88.3	70.9
Scoring margin	+17.4	-
FIELD GOALS-ATT	921-1897	778-1795
Field goal pct	.486	.433
3 POINT FG-ATT	293-729	198-620
3-point FG pct	.402	.319
3-pt FG made per game	9.8	6.6
FREE THROWS-ATT	513-680	373-521
Free throw pct	.754	.716
F-Throws made per game	17.1	12.4
REBOUNDS	1233	940
Rebounds per game	41.1	31.3
Rebounding margin	+9.8	-
ASSISTS	487	307
Assists per game	16.2	10.2
TURNOVERS	353	405
Turnovers per game	11.8	13.5
Turnover margin	+1.7	-
Assist/turnover ratio	1.4	0.8
STEALS	196	188
Steals per game	6.5	6.3
BLOCKS	103	59
Blocks per game	3.4	2.0
WINNING STREAK	0	-
Home win streak	6	-
ATTENDANCE	19052	12633
Home games-Avg/Game	13-1466	9-821
Neutral site-Avg/Game	-	8-655

Score by Periods	1st	2nd	OT	OT2	OT3	Totals
Southern Indiana	1240	1373	11	7	17	2648
Opponents	987	1114	11	7	8	2127



UNIVERSITY OF SOUTHERN INDIANA
Southern Indiana Category Leaders (as of Mar 13, 2017)
All games

Points	G	Pts	Pts/G
Taylor, Jeril	29	568	19.6
Stein, Alex	30	520	17.3
Drummond, Bobo	27	289	10.7
Rajala, Julius	26	273	10.5
Washington, Marellous	30	248	8.3
Norman, Jacob	30	200	6.7
Macklin, Cortez	30	193	6.4
Dickson, DayJar	29	140	4.8
Aiton, Kyle	23	103	4.5
Carter, Davis	30	97	3.2
Audu, Emmanuel	25	17	0.7

FG Percentage	FG	Att	Pct
Rajala, Julius	111	177	.627
Carter, Davis	39	67	.582
Norman, Jacob	74	135	.548
Audu, Emmanuel	7	13	.538
Washington, Marellous	92	171	.538
Dickson, DayJar	57	110	.518
Aiton, Kyle	30	62	.484
Stein, Alex	168	348	.483
Taylor, Jeril	184	410	.449
Macklin, Cortez	63	160	.394
Drummond, Bobo	96	244	.393

3-Point Percentage	3FG	Att	Pct
Aiton, Kyle	29	58	.500
Washington, Marellous	45	96	.469
Taylor, Jeril	87	210	.414
Drummond, Bobo	59	160	.369
Macklin, Cortez	40	109	.367
Stein, Alex	33	94	.351
Norman, Jacob	0	1	.000
Dickson, DayJar	0	1	.000

Free Throw Percent	FG	Att	Pct
Stein, Alex	151	167	.904
Norman, Jacob	52	63	.825
Washington, Marellous	19	24	.792
Taylor, Jeril	113	143	.790
Rajala, Julius	51	65	.785
Drummond, Bobo	38	50	.760
Aiton, Kyle	14	20	.700
Carter, Davis	19	35	.543
Macklin, Cortez	27	52	.519
Audu, Emmanuel	3	6	.500
Dickson, DayJar	26	55	.473

Scoring Average	G	Pts	Avg/G
Taylor, Jeril	29	568	19.6
Stein, Alex	30	520	17.3
Drummond, Bobo	27	289	10.7
Rajala, Julius	26	273	10.5
Washington, Marellous	30	248	8.3
Norman, Jacob	30	200	6.7
Macklin, Cortez	30	193	6.4
Dickson, DayJar	29	140	4.8
Aiton, Kyle	23	103	4.5
Carter, Davis	30	97	3.2
Audu, Emmanuel	25	17	0.7

Field Goal Attempts	G	Att	Att/G
Taylor, Jeril	29	410	14.1
Stein, Alex	30	348	11.6
Drummond, Bobo	27	244	9.0
Rajala, Julius	26	177	6.8
Washington, Marellous	30	171	5.7

Field Goals Made	G	Made	Made/G
Taylor, Jeril	29	184	6.3
Stein, Alex	30	168	5.6
Rajala, Julius	26	111	4.3
Drummond, Bobo	27	96	3.6
Washington, Marellous	30	92	3.1

3-Point FG Attempts	G	Att	Att/G
Taylor, Jeril	29	210	7.2
Drummond, Bobo	27	160	5.9
Macklin, Cortez	30	109	3.6
Washington, Marellous	30	96	3.2
Stein, Alex	30	94	3.1

3-Point FG Made	G	Made	Made/G
Taylor, Jeril	29	87	3.0
Drummond, Bobo	27	59	2.2
Washington, Marellous	30	45	1.5
Macklin, Cortez	30	40	1.3
Stein, Alex	30	33	1.1

Free Throw Attempts	G	Att	Att/G
Stein, Alex	30	167	5.6
Taylor, Jeril	29	143	4.9
Rajala, Julius	26	65	2.5
Norman, Jacob	30	63	2.1
Dickson, DayJar	29	55	1.9

Free Throws Made	G	Made	Made/G
Stein, Alex	30	151	5.0
Taylor, Jeril	29	113	3.9
Norman, Jacob	30	52	1.7
Rajala, Julius	26	51	2.0
Drummond, Bobo	27	38	1.4



UNIVERSITY OF SOUTHERN INDIANA
Southern Indiana Category Leaders (as of Mar 13, 2017)
All games

Rebounds	G	Reb	Reb/G
Taylor, Jeril	29	241	8.3
Norman, Jacob	30	140	4.7
Macklin, Cortez	30	136	4.5
Dickson, DayJar	29	132	4.6
Rajala, Julius	26	113	4.3

Rebound Average	G	Reb	Avg/G
Taylor, Jeril	29	241	8.3
Norman, Jacob	30	140	4.7
Dickson, DayJar	29	132	4.6
Macklin, Cortez	30	136	4.5
Rajala, Julius	26	113	4.3

Offensive Rebounds	G	No.	Avg/G
Norman, Jacob	30	66	2.2
Taylor, Jeril	29	62	2.1
Rajala, Julius	26	44	1.7
Dickson, DayJar	29	44	1.5
Carter, Davis	30	36	1.2

Defensive Rebounds	G	No.	Avg/G
Taylor, Jeril	29	179	6.2
Macklin, Cortez	30	105	3.5
Dickson, DayJar	29	88	3.0
Stein, Alex	30	83	2.8
Washington, Marellous	30	78	2.6

Fouls	G	No.	Per/G
Dickson, DayJar	29	70	2.4
Rajala, Julius	26	67	2.6
Norman, Jacob	30	66	2.2
Taylor, Jeril	29	66	2.3
Stein, Alex	30	47	1.6

Foulsouts	G	No.
Dickson, DayJar	29	3
Taylor, Jeril	29	2
Norman, Jacob	30	1
Rajala, Julius	26	1
Stein, Alex	30	1

Assists	G	No.	Ast/G
Stein, Alex	30	125	4.2
Taylor, Jeril	29	86	3.0
Drummond, Bobo	27	67	2.5
Washington, Marellous	30	61	2.0
Macklin, Cortez	30	58	1.9

Steals	G	No.	Stl/G
Taylor, Jeril	29	45	1.6
Washington, Marellous	30	32	1.1
Macklin, Cortez	30	28	0.9
Norman, Jacob	30	19	0.6
Stein, Alex	30	19	0.6

Blocked Shots	G	No.	Blk/G
Rajala, Julius	26	28	1.1
Carter, Davis	30	18	0.6
Macklin, Cortez	30	16	0.5
Dickson, DayJar	29	13	0.4
Audu, Emmanuel	25	9	0.4
Taylor, Jeril	29	9	0.3

Minutes	G	No.	Min/G
Stein, Alex	30	934	31.1
Taylor, Jeril	29	844	29.1
Macklin, Cortez	30	814	27.1
Norman, Jacob	30	663	22.1
Drummond, Bobo	27	627	23.2

Turnovers	G	No.	TO/G
Taylor, Jeril	29	71	2.4
Stein, Alex	30	59	2.0
Dickson, DayJar	29	43	1.5
Rajala, Julius	26	33	1.3
Macklin, Cortez	30	31	1.0
Washington, Marellous	30	31	1.0



UNIVERSITY OF SOUTHERN INDIANA
Southern Indiana Overall/Conference Statistics (as of Mar 13, 2017)
All games

SUMMARY	Overall Statistics										Conference Statistics									
	gp-gs	min/g	fg%	3fg%	ft%	r/g	a/g	stl	blk	pts/g	gp-gs	min/g	fg%	3fg%	ft%	r/g	a/g	stl	blk	pts/g
Taylor, Jeril	29-29	29.1	.449	.414	.790	8.3	3.0	45	9	19.6	18-18	30.9	.442	.433	.767	8.3	2.9	26	8	20.4
Stein, Alex	30-30	31.1	.483	.351	.904	3.5	4.2	19	1	17.3	18-18	31.3	.507	.393	.921	3.6	3.7	10	0	17.2
Drummond, Bobo	27-5	23.2	.393	.369	.760	2.8	2.5	18	1	10.7	18-3	24.0	.370	.343	.759	3.1	2.2	14	1	10.0
Rajala, Julius	26-21	20.3	.627	.000	.785	4.3	1.0	11	28	10.5	14-9	17.5	.577	.000	.533	3.5	0.9	7	11	7.0
Washington, Marellous	30-0	18.2	.538	.469	.792	2.8	2.0	32	6	8.3	18-0	20.0	.561	.515	.722	3.3	1.9	14	4	10.3
Norman, Jacob	30-9	22.1	.548	.000	.825	4.7	0.8	19	2	6.7	18-8	22.8	.468	.000	.794	4.5	0.8	10	1	5.5
Macklin, Cortez	30-28	27.1	.394	.367	.519	4.5	1.9	28	16	6.4	18-17	27.1	.419	.352	.553	4.4	1.8	15	9	7.4
Dickson, DayJar	29-28	19.3	.518	.000	.473	4.6	0.7	17	13	4.8	17-17	19.5	.493	.000	.333	4.7	0.6	13	7	4.2
Aiton, Kyle	23-0	7.0	.484	.500	.700	0.7	0.3	1	0	4.5	14-0	5.4	.500	.520	.625	0.6	0.2	0	0	3.3
Carter, Davis	30-0	8.9	.582	.000	.543	2.4	0.3	3	18	3.2	18-0	9.0	.444	.000	.533	1.8	0.3	0	12	2.2
Audu, Emmanuel	25-0	5.2	.538	.000	.500	1.1	0.1	3	9	0.7	15-0	3.5	.400	.000	.000	0.9	0.0	1	5	0.3
Totals	30		.486	.402	.754	41.1	16.2	196	103	88.3	18		.469	.411	.728	40.7	15.2	110	58	85.4
Opponent	30		.433	.319	.716	31.3	10.2	188	59	70.9	18		.447	.303	.718	32.9	10.6	104	39	72.2

SCORING	Overall Statistics								Conference Statistics							
	fg-fga	fg%	3fg-fga	3fg%	ft-fta	ft%	pts	pts/g	fg-fga	fg%	3fg-fga	3fg%	ft-fta	ft%	pts	pts/g
Taylor, Jeril	184-410	.449	87-210	.414	113-143	.790	568	19.6	119-269	.442	61-141	.433	69-90	.767	368	20.4
Stein, Alex	168-348	.483	33-94	.351	151-167	.904	520	17.3	108-213	.507	24-61	.393	70-76	.921	310	17.2
Drummond, Bobo	96-244	.393	59-160	.369	38-50	.760	289	10.7	61-165	.370	36-105	.343	22-29	.759	180	10.0
Rajala, Julius	111-177	.627	0-0	.000	51-65	.785	273	10.5	45-78	.577	0-0	.000	8-15	.533	98	7.0
Washington, Marellous	92-171	.538	45-96	.469	19-24	.792	248	8.3	69-123	.561	35-68	.515	13-18	.722	186	10.3
Norman, Jacob	74-135	.548	0-1	.000	52-63	.825	200	6.7	36-77	.468	0-0	.000	27-34	.794	99	5.5
Macklin, Cortez	63-160	.394	40-109	.367	27-52	.519	193	6.4	44-105	.419	25-71	.352	21-38	.553	134	7.4
Dickson, DayJar	57-110	.518	0-1	.000	26-55	.473	140	4.8	33-67	.493	0-1	.000	6-18	.333	72	4.2
Aiton, Kyle	30-62	.484	29-58	.500	14-20	.700	103	4.5	14-28	.500	13-25	.520	5-8	.625	46	3.3
Carter, Davis	39-67	.582	0-0	.000	19-35	.543	97	3.2	16-36	.444	0-0	.000	8-15	.533	40	2.2
Audu, Emmanuel	7-13	.538	0-0	.000	3-6	.500	17	0.7	2-5	.400	0-0	.000	0-1	.000	4	0.3
Totals	921-1897	.486	293-729	.402	513-680	.754	2648	88.3	547-1166	.469	194-472	.411	249-342	.728	1537	85.4
Opponent	778-1795	.433	198-620	.319	373-521	.716	2127	70.9	483-1081	.447	113-373	.303	221-308	.718	1300	72.2

TOTALS	Overall Statistics										Conference Statistics									
	o-reb	d-reb	total	pf	fo	a	to	a/to	hi	pts	o-reb	d-reb	total	pf	fo	a	to	a/to	hi	pts
Taylor, Jeril	62	179	241	66	2	86	71	1.2	50	36	113	149	39	1	53	42	1.3	50	50	
Stein, Alex	23	83	106	47	1	125	59	2.1	36	16	49	65	25	0	67	39	1.7	27	27	
Drummond, Bobo	19	57	76	37	0	67	22	3.0	31	13	43	56	27	0	39	14	2.8	18	18	
Rajala, Julius	44	69	113	67	1	26	33	0.8	29	22	27	49	34	0	13	14	0.9	12	12	
Washington, Marellous	6	78	84	24	0	61	31	2.0	20	6	54	60	13	0	35	16	2.2	20	20	
Norman, Jacob	66	74	140	66	1	24	28	0.9	18	27	54	81	36	1	14	14	1.0	12	12	
Macklin, Cortez	31	105	136	45	0	58	31	1.9	17	20	59	79	29	0	32	16	2.0	17	17	
Dickson, DayJar	44	88	132	70	3	21	43	0.5	14	31	49	80	44	2	11	24	0.5	12	12	
Aiton, Kyle	1	16	17	16	0	8	6	1.3	19	1	7	8	7	0	3	3	1.0	9	9	
Carter, Davis	36	36	72	44	0	9	24	0.4	22	15	17	32	27	0	6	9	0.7	7	7	
Audu, Emmanuel	6	22	28	24	0	2	4	0.5	4	4	10	14	10	0	0	3	0.0	2	2	
Totals	379	854	1233	507	8	487	353	1.4	122	219	514	733	291	4	273	195	1.4	122	122	
Opponent	255	685	940	586	-	307	405	0.8	113	140	452	592	309	-	191	219	0.9	113	113	



UNIVERSITY OF SOUTHERN INDIANA
 Southern Indiana Team Game-by-Game Comparison (as of Mar 13, 2017)
All games

Opponent	1st	2nd	Score	Mar	Total FG	FG Pct	3-Pointers	3FG Pct	Free Throws	FT Pct	Rebounds	Assist	T/Over	Block	Steal	Fouls
Lake Erie	43/38	47/39	90-77	+13	25-44/23-51	.568/.451	7-17/9-20	.412/.450	33-39/22-31	.846/.710	35/21 +14	17/13	22/17	3/2	5/11	29/27
Ashland	27/36	47/26	74-62	+12	24-50/24-53	.480/.453	3-8/5-14	.375/.357	23-25/9-13	.920/.692	27/30 (3)	13/11	13/18	5/2	5/7	13/19
Florida Southern	50/38	58/56	108-94	+14	33-67/35-76	.493/.461	8-17/9-22	.471/.409	34-44/15-21	.773/.714	47/38 +9	17/12	12/14	3/2	8/2	25/26
Kentucky Wesleyan	42/39	43/42	85-81	+4	28-61/27-55	.459/.491	9-21/5-11	.429/.455	20-26/22-25	.769/.880	31/33 (2)	14/8	15/18	4/3	4/6	21/26
McKendree	54/25	50/33	104-58	+46	40-75/20-59	.533/.339	18-27/3-23	.667/.130	6-10/15-21	.600/.714	51/29 +22	16/10	12/13	4/0	5/5	17/13
Illinois Springfield	34/27	52/48	86-75	+11	28-66/28-60	.424/.467	9-30/8-20	.300/.400	21-22/11-16	.955/.688	41/32 +9	18/10	13/14	4/2	11/9	16/16
OHIO VALLEY	53/26	50/22	103-48	+55	38-70/18-64	.543/.281	15-33/8-29	.455/.276	12-17/4-12	.706/.333	50/35 +15	21/6	6/15	7/0	10/4	14/16
LEES-MCRAE	41/45	57/38	98-83	+15	25-47/29-59	.532/.492	6-16/8-23	.375/.348	42-50/17-22	.840/.773	36/24 +12	16/6	16/15	2/1	6/8	19/39
BLUEFIELD COLLEGE	48/18	51/36	99-54	+45	38-70/19-57	.543/.333	7-23/4-26	.304/.154	16-25/12-16	.640/.750	50/26 +24	19/6	11/17	2/4	8/6	14/18
Martin Methodist	46/32	54/30	100-62	+38	36-73/22-66	.493/.333	10-30/10-24	.333/.417	18-19/8-11	.947/.727	51/33 +18	22/12	9/13	7/2	9/8	17/20
Kentucky State	46/32	49/36	95-68	+27	36-62/29-63	.581/.460	9-19/5-14	.474/.357	14-21/5-8	.667/.625	36/30 +6	19/13	12/17	4/0	9/5	13/20
BLUEFIELD STATE	66/24	56/35	122-59	+63	43-70/19-54	.614/.352	14-31/7-24	.452/.292	22-27/14-20	.815/.700	48/22 +26	29/6	13/23	2/1	13/7	17/21
WILLIAM JEWELL	45/37	43/34	88-71	+17	32-66/29-66	.485/.439	14-33/5-22	.424/.227	10-15/8-10	.667/.800	46/32 +14	21/9	11/9	3/0	3/7	12/15
ROCKHURST	50/33	48/44	98-77	+21	34-53/30-57	.642/.526	14-23/9-22	.609/.409	16-21/8-13	.762/.615	33/20 +13	16/8	12/13	3/1	8/7	19/20
Truman	62/50	49/39	111-89	+22	36-64/29-62	.563/.468	13-19/11-29	.684/.379	26-38/20-27	.684/.741	42/35 +7	17/10	9/12	1/6	6/6	18/25
Quincy	32/40	56/45	88-85	+3	31-73/29-58	.425/.500	8-22/6-23	.364/.261	18-22/21-26	.818/.808	38/38 -	13/13	7/14	0/3	5/2	22/20
BELLARMINE	28/37	42/41	70-78	(8)	26-61/27-51	.426/.529	6-25/7-14	.240/.500	12-17/17-18	.706/.944	32/29 +3	11/14	10/11	3/3	4/5	21/19
WISCONSIN-PARKSIDE	41/30	35/42	76-72	+4	26-57/31-64	.456/.484	3-11/3-15	.273/.200	21-29/7-11	.724/.636	38/33 +5	7/13	10/10	7/4	8/4	14/17
LEWIS	31/27	49/30	80-57	+23	29-59/20-59	.492/.339	7-21/3-23	.333/.130	15-21/14-19	.714/.737	40/33 +7	12/2	10/15	3/2	7/5	18/17
Saint Joseph's (IN)	38/42	49/45	122-113	+9	42-87/44-89	.483/.494	14-27/11-35	.519/.314	24-31/14-25	.774/.560	51/47 +4	27/22	14/13	2/3	7/8	19/27
Indianapolis	35/38	31/43	66-81	(15)	23-67/30-49	.343/.612	8-26/9-19	.308/.474	12-14/12-14	.857/.857	36/30 +6	12/16	13/12	1/7	4/9	11/16
MISSOURI S&T	41/37	45/41	86-78	+8	31-62/28-73	.500/.384	8-25/14-36	.320/.389	16-22/8-11	.727/.727	49/33 +16	7/12	14/8	1/0	3/3	13/20
DRURY	30/24	47/27	77-51	+26	26-59/17-54	.441/.315	11-27/4-15	.407/.267	14-19/13-18	.737/.722	46/30 +16	12/7	9/7	9/2	5/3	17/17
Missouri-St. Louis	40/26	31/32	71-58	+13	27-62/23-53	.435/.434	11-30/4-15	.367/.267	6-9/8-9	.667/.889	34/32 +2	16/10	9/16	4/0	7/5	11/9
Maryville	46/35	36/31	82-66	+16	29-68/27-62	.426/.435	10-30/5-15	.333/.333	14-22/7-10	.636/.700	47/34 +13	19/9	10/13	2/2	6/8	12/18
ILLINOIS SPRINGFIELD	43/24	47/33	90-57	+33	34-71/18-50	.479/.360	17-40/5-17	.425/.294	5-8/16-25	.625/.640	39/37 +2	16/6	5/15	4/0	8/3	19/15
MCKENDREE	46/35	35/32	81-67	+14	31-60/29-71	.517/.408	11-27/6-23	.407/.261	8-12/3-7	.667/.429	37/38 (1)	20/11	11/12	5/0	7/8	8/9
Bellarmine	30/35	31/32	61-67	(6)	22-56/24-44	.393/.545	12-29/0-7	.414/.000	5-10/19-28	.500/.679	33/30 +3	13/9	16/12	2/4	6/7	24/16
Truman	30/33	38/36	68-69	(1)	23-53/22-51	.434/.431	3-17/8-17	.176/.471	19-26/17-25	.731/.680	45/21 +24	14/6	17/10	3/1	6/10	22/25
Findlay	22/24	47/46	69-70	(1)	25-64/28-65	.391/.431	8-25/7-23	.320/.304	11-19/7-9	.579/.778	44/35 +9	13/17	12/9	3/2	3/10	12/20

Note: Game totals are displayed in the format TEAM/OPPONENT for each category



UNIVERSITY OF SOUTHERN INDIANA
Southern Indiana Team Game-by-Game (as of Mar 13, 2017)
All games

TEAM STATISTICS

Opponent	Date	Score		Total		3-Pointers		Free throws		Rebounds				pf	a	t/o	blk	stl	pts	avg
				fg-fga	pct	3fg-fga	pct	ft-fa	pct	off	def	tot	avg							
vs Lake Erie	11/12/16	90-77	W	25-44	.568	7-17	.412	33-39	.846	8	27	35	35.0	29	17	22	3	5	90	90.0
vs Ashland	11/13/16	74-62	W	24-50	.480	3-8	.375	23-25	.920	6	21	27	31.0	13	13	13	5	5	74	82.0
vs Florida Southern	11/18/16	108-94	W	33-67	.493	8-17	.471	34-44	.773	11	36	47	36.3	25	17	12	3	8	108	90.7
vs Kentucky Wesleyan	11/19/16	85-81	W	28-61	.459	9-21	.429	20-26	.769	11	20	31	35.0	21	14	15	4	4	85	89.2
at McKendree	12/01/16	104-58	W	40-75	.533	18-27	.667	6-10	.600	16	35	51	38.2	17	16	12	4	5	104	92.2
at Illinois Springfield	12/3/16	86-75	W	28-66	.424	9-30	.300	21-22	.955	15	26	41	38.7	16	18	13	4	11	86	91.2
OHIO VALLEY	12/10/16	103-48	W	38-70	.543	15-33	.455	12-17	.706	16	34	50	40.3	14	21	6	7	10	103	92.9
LEES-MCRAE	12/11/16	98-83	W	25-47	.532	6-16	.375	42-50	.840	13	23	36	39.8	19	16	16	2	6	98	93.5
BLUEFIELD COLLEGE	12/14/16	99-54	W	38-70	.543	7-23	.304	16-25	.640	20	30	50	40.9	14	19	11	2	8	99	94.1
vs Martin Methodist	12/16/16	100-62	W	36-73	.493	10-30	.333	18-19	.947	18	33	51	41.9	17	22	9	7	9	100	94.7
vs Kentucky State	12/17/16	95-68	W	36-62	.581	9-19	.474	14-21	.667	8	28	36	41.4	13	19	12	4	9	95	94.7
BLUEFIELD STATE	01/02/17	122-59	W	43-70	.614	14-31	.452	22-27	.815	16	32	48	41.9	17	29	13	2	13	122	97.0
WILLIAM JEWELL	01/05/17	88-71	W	32-66	.485	14-33	.424	10-15	.667	16	30	46	42.2	12	21	11	3	3	88	96.3
ROCKHURST	01/07/17	98-77	W	34-53	.642	14-23	.609	16-21	.762	5	28	33	41.6	19	16	12	3	8	98	96.4
at Truman	1/12/17	111-89	W	36-64	.563	13-19	.684	26-38	.684	9	33	42	41.6	18	17	9	1	6	111	97.4
at Quincy	01/14/17	88-85	W	31-73	.425	8-22	.364	18-22	.818	11	27	38	41.4	22	13	7	0	5	88	96.8
BELLARMINE	01/16/17	70-78	L	26-61	.426	6-25	.240	12-17	.706	14	18	32	40.8	21	11	10	3	4	70	95.2
WISCONSIN-PARKSIDE	01/19/17	76-72	W	26-57	.456	3-11	.273	21-29	.724	15	23	38	40.7	14	7	10	7	8	76	94.2
LEWIS	01/21/17	80-57	W	29-59	.492	7-21	.333	15-21	.714	9	31	40	40.6	18	12	10	3	7	80	93.4
at Saint Joseph's (IN)	01/26/17	122-113	Wot	42-87	.483	14-27	.519	24-31	.774	14	37	51	41.2	19	27	14	2	7	122	94.8
at Indianapolis	01/28/17	66-81	L	23-67	.343	8-26	.308	12-14	.857	20	16	36	40.9	11	12	13	1	4	66	93.5
MISSOURI S&T	02/02/17	86-78	W	31-62	.500	8-25	.320	16-22	.727	10	39	49	41.3	13	7	14	1	3	86	93.1
DRURY	02/04/17	77-51	W	26-59	.441	11-27	.407	14-19	.737	12	34	46	41.5	17	12	9	9	5	77	92.4
at Missouri-St. Louis	02/09/17	71-58	W	27-62	.435	11-30	.367	6-9	.667	11	23	34	41.2	11	16	9	4	7	71	91.5
at Maryville	02/11/17	82-66	W	29-68	.426	10-30	.333	14-22	.636	15	32	47	41.4	12	19	10	2	6	82	91.2
ILLINOIS SPRINGFIELD	02/16/17	90-57	W	34-71	.479	17-40	.425	5-8	.625	10	29	39	41.3	19	16	5	4	8	90	91.1
MCKENDREE	02/18/17	81-67	W	31-60	.517	11-27	.407	8-12	.667	5	32	37	41.1	8	20	11	5	7	81	90.7
at Bellarmine	02/23/17	61-67	L	22-56	.393	12-29	.414	5-10	.500	12	21	33	40.9	24	13	16	2	6	61	89.7
vs Truman	03/02/17	68-69	L	23-53	.434	3-17	.176	19-26	.731	17	28	45	41.0	22	14	17	3	6	68	88.9
vs Findlay	03/11/17	69-70	L	25-64	.391	8-25	.320	11-19	.579	16	28	44	41.1	12	13	12	3	3	69	88.3
Southern Indiana		2648		921-1897	.486	293-729	.402	513-680	.754	379	854	1233	41.1	507	487	353	103	196	2648	88.3
Opponents		2127		778-1795	.433	198-620	.319	373-521	.716	255	685	940	31.3	586	307	405	59	188	2127	70.9

Games played: 30
Points/game: 88.3
FG Pct: 48.6
3FG Pct: 40.2
FT Pct: 75.4

Rebounds/game: 41.1
Assists/game: 16.2
Turnovers/game: 11.8
Assist/turnover ratio: 1.4
Steals/game: 6.5
Blocks/game: 3.4



UNIVERSITY OF SOUTHERN INDIANA
Southern Indiana Opponent Game-by-Game (as of Mar 13, 2017)
All games

OPPONENT STATISTICS

Opponent	Date	Score		Total		3-Pointers		Free throws		Rebounds				pf	a	t/o	blk	stl	pts	avg
				fg-fga	pct	3fg-fga	pct	ft-fa	pct	off	def	tot	avg							
vs Lake Erie	11/12/16	90-77	W	23-51	.451	9-20	.450	22-31	.710	7	14	21	21.0	27	13	17	2	11	77	77.0
vs Ashland	11/13/16	74-62	W	24-53	.453	5-14	.357	9-13	.692	10	20	30	25.5	19	11	18	2	7	62	69.5
vs Florida Southern	11/18/16	108-94	W	35-76	.461	9-22	.409	15-21	.714	10	28	38	29.7	26	12	14	2	2	94	77.7
vs Kentucky Wesleyan	11/19/16	85-81	W	27-55	.491	5-11	.455	22-25	.880	9	24	33	30.5	26	8	18	3	6	81	78.5
at McKendree	12/01/16	104-58	W	20-59	.339	3-23	.130	15-21	.714	7	22	29	30.2	13	10	13	0	5	58	74.4
at Illinois Springfield	12/3/16	86-75	W	28-60	.467	8-20	.400	11-16	.688	9	23	32	30.5	16	10	14	2	9	75	74.5
OHIO VALLEY	12/10/16	103-48	W	18-64	.281	8-29	.276	4-12	.333	16	19	35	31.1	16	6	15	0	4	48	70.7
LEES-MCRAE	12/11/16	98-83	W	29-59	.492	8-23	.348	17-22	.773	10	14	24	30.3	39	6	15	1	8	83	72.2
BLUEFIELD COLLEGE	12/14/16	99-54	W	19-57	.333	4-26	.154	12-16	.750	9	17	26	29.8	18	6	17	4	6	54	70.2
vs Martin Methodist	12/16/16	100-62	W	22-66	.333	10-24	.417	8-11	.727	13	20	33	30.1	20	12	13	2	8	62	69.4
vs Kentucky State	12/17/16	95-68	W	29-63	.460	5-14	.357	5-8	.625	9	21	30	30.1	20	13	17	0	5	68	69.3
BLUEFIELD STATE	01/02/17	122-59	W	19-54	.352	7-24	.292	14-20	.700	8	14	22	29.4	21	6	23	1	7	59	68.4
WILLIAM JEWELL	01/05/17	88-71	W	29-66	.439	5-22	.227	8-10	.800	9	23	32	29.6	15	9	9	0	7	71	68.6
ROCKHURST	01/07/17	98-77	W	30-57	.526	9-22	.409	8-13	.615	4	16	20	28.9	20	8	13	1	7	77	69.2
at Truman	1/12/17	111-89	W	29-62	.468	11-29	.379	20-27	.741	5	30	35	29.3	25	10	12	6	6	89	70.5
at Quincy	01/14/17	88-85	W	29-58	.500	6-23	.261	21-26	.808	5	33	38	29.9	20	13	14	3	2	85	71.4
BELLARMINE	01/16/17	70-78	L	27-51	.529	7-14	.500	17-18	.944	6	23	29	29.8	19	14	11	3	5	78	71.8
WISCONSIN-PARKSIDE	01/19/17	76-72	W	31-64	.484	3-15	.200	7-11	.636	13	20	33	30.0	17	13	10	4	4	72	71.8
LEWIS	01/21/17	80-57	W	20-59	.339	3-23	.130	14-19	.737	11	22	33	30.2	17	2	15	2	5	57	71.1
at Saint Joseph's (IN)	01/26/17	122-113	Wot	44-89	.494	11-35	.314	14-25	.560	14	33	47	31.0	27	22	13	3	8	113	73.2
at Indianapolis	01/28/17	66-81	L	30-49	.612	9-19	.474	12-14	.857	4	26	30	31.0	16	16	12	7	9	81	73.5
MISSOURI S&T	02/02/17	86-78	W	28-73	.384	14-36	.389	8-11	.727	9	24	33	31.0	20	12	8	0	3	78	73.7
DRURY	02/04/17	77-51	W	17-54	.315	4-15	.267	13-18	.722	6	24	30	31.0	17	7	7	2	3	51	72.7
at Missouri-St. Louis	02/09/17	71-58	W	23-53	.434	4-15	.267	8-9	.889	8	24	32	31.0	9	10	16	0	5	58	72.1
at Maryville	02/11/17	82-66	W	27-62	.435	5-15	.333	7-10	.700	5	29	34	31.2	18	9	13	2	8	66	71.9
ILLINOIS SPRINGFIELD	02/16/17	90-57	W	18-50	.360	5-17	.294	16-25	.640	8	29	37	31.4	15	6	15	0	3	57	71.3
MCKENDREE	02/18/17	81-67	W	29-71	.408	6-23	.261	3-7	.429	13	25	38	31.6	9	11	12	0	8	67	71.1
at Bellarmine	02/23/17	61-67	L	24-44	.545	0-7	.000	19-28	.679	4	26	30	31.6	16	9	12	4	7	67	71.0
vs Truman	03/02/17	68-69	L	22-51	.431	8-17	.471	17-25	.680	4	17	21	31.2	25	6	10	1	10	69	70.9
vs Findlay	03/11/17	69-70	L	28-65	.431	7-23	.304	7-9	.778	10	25	35	31.3	20	17	9	2	10	70	70.9
Opponents		2127		778-1795	.433	198-620	.319	373-521	.716	255	685	940	31.3	586	307	405	59	188	2127	70.9
Southern Indiana		2648		921-1897	.486	293-729	.402	513-680	.754	379	854	1233	41.1	507	487	353	103	196	2648	88.3

Games played: 30
Points/game: 70.9
FG Pct: 43.3
3FG Pct: 31.9
FT Pct: 71.6

Rebounds/game: 31.3
Assists/game: 10.2
Turnovers/game: 13.5
Assist/turnover ratio: 0.8
Steals/game: 6.3
Blocks/game: 2.0



UNIVERSITY OF SOUTHERN INDIANA
Southern Indiana Points-Rebounds-Assists (as of Mar 13, 2017)
All games

Opponent	Date	Score	00		01		02		03		12		13		20	
			WASHINGTON	TAYLOR,JER	NORMAN,JAC	DRUMMOND,B	RAJALA,JUL	AITON,KYLE	STEIN,ALEX							
vs Lake Erie	11/12/16	90-77	w	5-3-2	9-4-0	6-5-1	5-0-3	29-9-3	0-0-0	19-5-6						
vs Ashland	11/13/16	74-62	w	0-0-0	18-8-3	5-3-0	DNP	13-7-1	DNP	36-3-3						
vs Florida Southern	11/18/16	108-94	w	9-1-2	30-8-2	9-5-1	DNP	23-6-1	5-0-1	17-5-4						
vs Kentucky Wesleyan	11/19/16	85-81	w	3-0-0	31-4-5	5-2-0	DNP	9-4-1	DNP	22-4-5						
at McKendree	12/01/16	104-58	w	20-3-1	10-7-1	8-2-0	11-3-1	10-4-3	9-4-1	13-3-5						
at Illinois Springfield	12/3/16	86-75	w	6-2-1	16-9-5	2-2-0	15-4-5	8-4-1	DNP	26-6-5						
OHIO VALLEY	12/10/16	103-48	w	9-4-1	11-11-1	6-4-2	12-2-4	14-5-2	19-3-1	13-3-5						
LEES-MCRAE	12/11/16	98-83	w	7-3-0	DNP	18-9-1	14-0-9	17-8-1	6-1-0	30-3-5						
BLUEFIELD COLLEGE	12/14/16	99-54	w	9-0-0	23-12-2	13-3-1	9-7-1	12-6-1	3-2-3	16-1-5						
vs Martin Methodist	12/16/16	100-62	w	0-5-8	21-8-2	12-7-1	11-1-5	11-2-0	6-0-0	7-3-3						
vs Kentucky State	12/17/16	95-68	w	3-5-8	22-6-5	6-4-1	13-1-0	8-3-1	0-2-0	8-0-3						
BLUEFIELD STATE	01/02/17	122-59	w	12-1-4	15-15-10	12-5-1	13-2-4	11-6-1	18-1-0	18-4-6						
WILLIAM JEWELL	01/05/17	88-71	w	9-1-4	17-9-4	8-5-2	6-1-2	7-9-1	8-1-1	13-1-3						
ROCKHURST	01/07/17	98-77	w	16-2-3	27-12-1	2-2-1	12-4-3	6-4-1	0-0-0	17-0-4						
at Truman	1/12/17	111-89	w	11-7-0	50-9-6	4-9-1	5-1-0	12-4-1	0-0-0	10-1-4						
at Quincy	01/14/17	88-85	w	4-3-2	15-6-6	5-3-0	14-0-1	12-3-1	DNP	18-10-2						
BELLARMINE	01/16/17	70-78	L	8-2-0	17-6-4	6-3-1	10-1-2	12-2-0	DNP	12-0-3						
WISCONSIN-PARKSIDE	01/19/17	76-72	w	5-2-3	25-8-0	11-4-0	0-3-1	0-5-0	DNP	23-4-1						
LEWIS	01/21/17	80-57	w	14-4-0	17-2-1	0-5-1	9-2-1	12-4-0	0-0-0	18-1-4						
at Saint Joseph's (IN)	01/26/17	122-113	w	19-7-3	38-13-2	10-10-2	10-3-9	DNP	3-0-0	17-1-7						
at Indianapolis	01/28/17	66-81	L	11-0-4	20-3-2	4-9-0	8-8-2	DNP	5-1-0	10-2-3						
MISSOURI S&T	02/02/17	86-78	w	17-10-0	22-9-1	12-5-0	15-6-1	DNP	0-0-0	18-8-3						
DRURY	02/04/17	77-51	w	11-2-4	25-11-2	6-8-0	4-6-1	DNP	6-0-0	17-2-3						
at Missouri-St. Louis	02/09/17	71-58	w	7-0-0	18-6-2	8-3-1	5-3-4	4-1-0	0-0-0	7-8-6						
at Maryville	02/11/17	82-66	w	10-4-3	4-8-5	8-4-1	15-3-1	4-5-1	3-0-0	21-5-3						
ILLINOIS SPRINGFIELD	02/16/17	90-57	w	14-4-3	22-16-4	3-2-2	11-5-3	4-1-0	9-0-1	23-2-3						
MCKENDREE	02/18/17	81-67	w	4-5-3	14-9-3	0-3-1	12-2-1	2-0-3	3-1-0	27-7-6						
at Bellarmine	02/23/17	61-67	L	0-2-1	11-6-4	2-2-1	18-1-1	5-3-1	0-1-0	20-4-2						
vs Truman	03/02/17	68-69	L	5-2-1	13-10-3	4-5-1	1-5-2	20-4-1	0-0-0	13-4-4						
vs Findlay	03/11/17	69-70	L	0-0-0	7-6-0	5-7-0	31-2-0	8-4-0	DNP	11-6-9						

Opponent	Date	Score	23		30		33		35	
			DICKSON,DA	MACKLIN,CO	CARTER,DAV	AUDJ,EMMAN				
vs Lake Erie	11/12/16	90-77	w	1-2-0	11-5-2	5-0-0	0-2-0			
vs Ashland	11/13/16	74-62	w	2-3-0	0-2-5	0-1-0	0-0-1			
vs Florida Southern	11/18/16	108-94	w	8-10-1	4-8-5	2-3-0	1-0-0			
vs Kentucky Wesleyan	11/19/16	85-81	w	7-4-1	6-5-2	2-1-0	0-1-0			
at McKendree	12/01/16	104-58	w	3-6-1	11-4-1	7-4-2	2-3-0			
at Illinois Springfield	12/3/16	86-75	w	9-6-1	4-5-0	0-1-0	0-1-0			
OHIO VALLEY	12/10/16	103-48	w	10-3-2	6-8-3	1-3-0	2-3-0			
LEES-MCRAE	12/11/16	98-83	w	2-4-0	4-5-0	0-0-0	0-1-0			
BLUEFIELD COLLEGE	12/14/16	99-54	w	1-1-2	0-3-1	9-9-3	4-2-0			
vs Martin Methodist	12/16/16	100-62	w	0-4-1	10-7-2	22-9-0	0-2-0			
vs Kentucky State	12/17/16	95-68	w	14-2-0	13-5-1	6-7-0	2-1-0			
BLUEFIELD STATE	01/02/17	122-59	w	9-5-1	0-2-1	10-4-0	4-2-1			
WILLIAM JEWELL	01/05/17	88-71	w	4-4-2	12-9-0	4-2-2	0-2-0			
ROCKHURST	01/07/17	98-77	w	DNP	11-5-3	7-4-0	0-0-0			
at Truman	1/12/17	111-89	w	8-5-0	11-3-5	0-0-0	0-0-0			
at Quincy	01/14/17	88-85	w	5-2-0	13-4-1	2-0-0	0-2-0			
BELLARMINE	01/16/17	70-78	L	0-6-0	5-6-1	0-1-0	0-0-0			
WISCONSIN-PARKSIDE	01/19/17	76-72	w	1-2-0	8-4-1	3-2-1	DNP			
LEWIS	01/21/17	80-57	w	2-7-2	6-8-3	2-2-0	0-2-0			
at Saint Joseph's (IN)	01/26/17	122-113	w	6-4-1	17-5-3	2-0-0	0-0-0			
at Indianapolis	01/28/17	66-81	L	4-2-0	0-4-0	4-3-1	0-2-0			
MISSOURI S&T	02/02/17	86-78	w	0-3-0	2-4-2	0-3-0	DNP			
DRURY	02/04/17	77-51	w	0-4-0	3-5-2	5-4-0	0-0-0			
at Missouri-St. Louis	02/09/17	71-58	w	4-5-1	14-5-2	2-1-0	2-1-0			
at Maryville	02/11/17	82-66	w	12-11-0	5-2-5	0-2-0	0-0-0			
ILLINOIS SPRINGFIELD	02/16/17	90-57	w	0-1-0	4-1-0	0-1-0	0-1-0			
MCKENDREE	02/18/17	81-67	w	12-3-1	5-4-2	2-1-0	0-0-0			
at Bellarmine	02/23/17	61-67	L	2-9-2	3-1-1	0-1-0	DNP			
vs Truman	03/02/17	68-69	L	9-6-2	3-3-0	0-0-0	DNP			
vs Findlay	03/11/17	69-70	L	5-8-0	2-4-4	0-3-0	DNP			



UNIVERSITY OF SOUTHERN INDIANA
Southern Indiana Team High/Low Analysis (as of Mar 13, 2017)
All games

Southern Indiana - TEAM GAME HIGHS

POINTS	122	at Saint Joseph's (IN) (01/26/17)
	122	BLUEFIELD STATE (01/02/17)
FIELD GOALS MADE	43	BLUEFIELD STATE (01/02/17)
FIELD GOAL ATTEMPTS	87	at Saint Joseph's (IN) (01/26/17)
FIELD GOAL PERCENTAGE	.642 (34-53)	ROCKHURST (01/07/17)
3 PT FIELD GOALS MADE	18	at McKendree (12/01/16)
3 PT FG ATTEMPTS	40	ILLINOIS SPRINGFIELD (02/16/17)
3 PT FG PERCENTAGE	.684 (13-19)	at Truman (1/12/17)
FREE THROWS MADE	42	LEES-MCRAE (12/11/16)
FREE THROW ATTEMPTS	50	LEES-MCRAE (12/11/16)
FREE THROW PERCENTAGE	.955 (21-22)	at Illinois Springfield (12/3/16)
REBOUNDS	51	at Saint Joseph's (IN) (01/26/17)
	51	vs Martin Methodist (12/16/16)
	51	at McKendree (12/01/16)
ASSISTS	29	BLUEFIELD STATE (01/02/17)
STEALS	13	BLUEFIELD STATE (01/02/17)
BLOCKED SHOTS	9	DRURY (02/04/17)
TURNOVERS	22	vs Lake Erie (11/12/16)
FOULS	29	vs Lake Erie (11/12/16)



UNIVERSITY OF SOUTHERN INDIANA
Southern Indiana High/Low Analysis (as of Mar 13, 2017)
All games

Opponent - GAME HIGHS

POINTS	113		at Saint Joseph's (IN) (01/26/17)
	94		vs Florida Southern (11/18/16)
FIELD GOALS MADE	44		at Saint Joseph's (IN) (01/26/17)
FIELD GOAL ATTEMPTS	89		at Saint Joseph's (IN) (01/26/17)
FIELD GOAL PERCENTAGE	.612	(30-49)	at Indianapolis (01/28/17)
3 PT FIELD GOALS MADE	14		MISSOURI S&T (02/02/17)
3 PT FG ATTEMPTS	36		MISSOURI S&T (02/02/17)
3 PT FG PERCENTAGE	.500	(7-14)	BELLARMINE (01/16/17)
FREE THROWS MADE	22		vs Kentucky Wesleyan (11/19/16)
	22		vs Lake Erie (11/12/16)
FREE THROW ATTEMPTS	31		vs Lake Erie (11/12/16)
FREE THROW PERCENTAGE	.944	(17-18)	BELLARMINE (01/16/17)
REBOUNDS	47		at Saint Joseph's (IN) (01/26/17)
ASSISTS	22		at Saint Joseph's (IN) (01/26/17)
STEALS	11		vs Lake Erie (11/12/16)
BLOCKED SHOTS	7		at Indianapolis (01/28/17)
TURNOVERS	23		BLUEFIELD STATE (01/02/17)
FOULS	39		LEES-MCRAE (12/11/16)



UNIVERSITY OF SOUTHERN INDIANA
Southern Indiana High/Low Analysis (as of Mar 13, 2017)
All games

Southern Indiana - GAME LOWS

POINTS	61		at Bellarmine (02/23/17)
	66		at Indianapolis (01/28/17)
FIELD GOALS MADE	22		at Bellarmine (02/23/17)
FIELD GOAL ATTEMPTS	44		vs Lake Erie (11/12/16)
FIELD GOAL PERCENTAGE	.343	(23-67)	at Indianapolis (01/28/17)
3 PT FIELD GOALS MADE	3		vs Ashland (11/13/16)
	3		WISCONSIN-PARKSIDE (01/19/17)
	3		vs Truman (03/02/17)
3 PT FG ATTEMPTS	8		vs Ashland (11/13/16)
3 PT FG PERCENTAGE	.176	(3-17)	vs Truman (03/02/17)
FREE THROWS MADE	5		ILLINOIS SPRINGFIELD (02/16/17)
	5		at Bellarmine (02/23/17)
FREE THROW ATTEMPTS	8		ILLINOIS SPRINGFIELD (02/16/17)
FREE THROW PERCENTAGE	.500	(5-10)	at Bellarmine (02/23/17)
REBOUNDS	27		vs Ashland (11/13/16)
ASSISTS	7		WISCONSIN-PARKSIDE (01/19/17)
	7		MISSOURI S&T (02/02/17)
STEALS	3		WILLIAM JEWELL (01/05/17)
	3		MISSOURI S&T (02/02/17)
	3		vs Findlay (03/11/17)
BLOCKED SHOTS	0		at Quincy (01/14/17)
TURNOVERS	5		ILLINOIS SPRINGFIELD (02/16/17)
FOULS	8		MCKENDREE (02/18/17)



UNIVERSITY OF SOUTHERN INDIANA
Southern Indiana High/Low Analysis (as of Mar 13, 2017)
All games

Opponent - GAME LOWS

POINTS	48		OHIO VALLEY (12/10/16)
	51		DRURY (02/04/17)
FIELD GOALS MADE	17		DRURY (02/04/17)
FIELD GOAL ATTEMPTS	44		at Bellarmine (02/23/17)
FIELD GOAL PERCENTAGE	.281	(18-64)	OHIO VALLEY (12/10/16)
3 PT FIELD GOALS MADE	0		at Bellarmine (02/23/17)
3 PT FG ATTEMPTS	7		at Bellarmine (02/23/17)
3 PT FG PERCENTAGE	.000	(0-7)	at Bellarmine (02/23/17)
FREE THROWS MADE	3		MCKENDREE (02/18/17)
FREE THROW ATTEMPTS	7		MCKENDREE (02/18/17)
FREE THROW PERCENTAGE	.333	(4-12)	OHIO VALLEY (12/10/16)
REBOUNDS	20		ROCKHURST (01/07/17)
ASSISTS	2		LEWIS (01/21/17)
STEALS	2		vs Florida Southern (11/18/16)
	2		at Quincy (01/14/17)
BLOCKED SHOTS	0		at McKendree (12/01/16)
	0		OHIO VALLEY (12/10/16)
	0		vs Kentucky State (12/17/16)
	0		WILLIAM JEWELL (01/05/17)
	0		MISSOURI S&T (02/02/17)
	0		at Missouri-St. Louis (02/09/17)
	0		ILLINOIS SPRINGFIELD (02/16/17)
	0		MCKENDREE (02/18/17)
TURNOVERS	7		DRURY (02/04/17)
FOULS	9		at Missouri-St. Louis (02/09/17)
	9		MCKENDREE (02/18/17)



UNIVERSITY OF SOUTHERN INDIANA
Southern Indiana Player High/Low Analysis (as of Mar 13, 2017)
All games

Southern Indiana - INDIVIDUAL GAME HIGHS

Points	50		Taylor, Jeril at Truman (1/12/17)
	38		Taylor, Jeril at Saint Joseph's (IN) (01/26/17)
Field Goals Made	13		Taylor, Jeril at Truman (1/12/17)
Field Goal Att.	27		Taylor, Jeril at Saint Joseph's (IN) (01/26/17)
FG Pct (min 5 made)	1.000	(5-5)	Dickson, DayJar vs Ohio Valley (12/10/16)
3-Point FG Made	9		Taylor, Jeril at Truman (1/12/17)
3-Point FG Att.	13		Drummond, Bobo vs Findlay (03/11/17)
	13		Taylor, Jeril vs Illinois Springfield (02/16/17)
3-Pt FG Pct (min 2 made)	1.000	(9-9)	Taylor, Jeril at Truman (1/12/17)
	1.000	(4-4)	Stein, Alex at McKendree (12/01/16)
	1.000	(4-4)	Washington, Marellous at McKendree (12/01/16)
	1.000	(2-2)	Aiton, Kyle vs Drury (02/04/17)
Free Throws Made	15		Taylor, Jeril at Truman (1/12/17)
	15		Stein, Alex vs Lake Erie (11/12/16)
Free Throw Att.	20		Taylor, Jeril at Truman (1/12/17)
FT Pct (min 3 made)	1.000	(10-10)	Taylor, Jeril vs Florida Southern (11/18/16)
	1.000	(8-8)	Stein, Alex vs Florida Southern (11/18/16)
	1.000	(7-7)	Rajala, Julius vs Lake Erie (11/12/16)
	1.000	(6-6)	Stein, Alex vs Drury (02/04/17)
	1.000	(6-6)	Stein, Alex vs Missouri S&T (02/02/17)
	1.000	(6-6)	Stein, Alex vs Bluefield State (01/02/17)
	1.000	(6-6)	Drummond, Bobo vs Lees-McRae (12/11/16)
	1.000	(6-6)	Norman, Jacob vs Lees-McRae (12/11/16)
	1.000	(5-5)	Norman, Jacob vs Wisconsin-Parkside (01/19/17)
	1.000	(5-5)	Norman, Jacob vs Bluefield College (12/14/16)
	1.000	(5-5)	Stein, Alex at Illinois Springfield (12/3/16)
	1.000	(5-5)	Rajala, Julius vs Ashland (11/13/16)
	1.000	(4-4)	Rajala, Julius vs Truman (03/02/17)
	1.000	(4-4)	Stein, Alex at Maryville (02/11/17)
	1.000	(4-4)	Norman, Jacob vs Missouri S&T (02/02/17)
	1.000	(4-4)	Stein, Alex at Indianapolis (01/28/17)
	1.000	(4-4)	Stein, Alex vs Wisconsin-Parkside (01/19/17)
	1.000	(4-4)	Stein, Alex vs Bellarmine (01/16/17)
	1.000	(4-4)	Drummond, Bobo at Quincy (01/14/17)
	1.000	(4-4)	Stein, Alex at Truman (1/12/17)
	1.000	(4-4)	Stein, Alex vs Rockhurst (01/07/17)
	1.000	(4-4)	Drummond, Bobo vs Bluefield State (01/02/17)
	1.000	(4-4)	Taylor, Jeril vs Martin Methodist (12/16/16)
	1.000	(4-4)	Norman, Jacob vs Ohio Valley (12/10/16)
	1.000	(4-4)	Drummond, Bobo at Illinois Springfield (12/3/16)
	1.000	(4-4)	Taylor, Jeril vs Ashland (11/13/16)
	1.000	(3-3)	Aiton, Kyle at Maryville (02/11/17)
	1.000	(3-3)	Taylor, Jeril at Indianapolis (01/28/17)
	1.000	(3-3)	Drummond, Bobo vs Bellarmine (01/16/17)
	1.000	(3-3)	Rajala, Julius vs Martin Methodist (12/16/16)
	1.000	(3-3)	Stein, Alex vs Bluefield College (12/14/16)
	1.000	(3-3)	Stein, Alex vs Ohio Valley (12/10/16)
Rebounds	16		Taylor, Jeril vs Illinois Springfield (02/16/17)
Assists	10		Taylor, Jeril vs Bluefield State (01/02/17)
Steals	4		Taylor, Jeril at Bellarmine (02/23/17)
	4		Washington, Marellous vs Bluefield State (01/02/17)
	4		Taylor, Jeril vs Martin Methodist (12/16/16)
Blocked Shots	5		Carter, Davis vs Drury (02/04/17)

Turnovers	7	Taylor, Jeril vs Findlay (03/11/17)
Minutes	51	Taylor, Jeril at Saint Joseph's (IN) (01/26/17)
	43	Washington, Marellous at Saint Joseph's (IN) (01/26/17)
	40	Stein, Alex vs Lees-McRae (12/11/16)
	40	Stein, Alex vs Ashland (11/13/16)
	39	Stein, Alex vs Truman (03/02/17)
	39	Stein, Alex at Bellarmine (02/23/17)
	39	Macklin, Cortez at Saint Joseph's (IN) (01/26/17)
	39	Stein, Alex vs Kentucky Wesleyan (11/19/16)



UNIVERSITY OF SOUTHERN INDIANA
Southern Indiana Opponent High/Low Analysis (as of Mar 13, 2017)
All games

OPPONENT INDIVIDUAL GAME HIGHS

Points	33		Myers, Cory vs Truman (03/02/17)
	30		Hardaway, CJ at Saint Joseph's (IN) (01/26/17)
Field Goals Made	12		Hardaway, CJ at Saint Joseph's (IN) (01/26/17)
Field Goal Att.	23		Gillespie, Eric at Saint Joseph's (IN) (01/26/17)
	23		Smith, Malcolm vs Kentucky State (12/17/16)
FG Pct (min 5 made)	1.000	(6-6)	Davis, Roderick at Indianapolis (01/28/17)
3-Point FG Made	6		Velky, Jake at Truman (1/12/17)
3-Point FG Att.	13		Gillespie, Eric at Saint Joseph's (IN) (01/26/17)
	13		Velky, Jake at Truman (1/12/17)
3-Pt FG Pct (min 2 made)	1.000	(4-4)	Williams, Sam vs Kentucky Wesleyan (11/19/16)
	1.000	(3-3)	Stern-Tucker, Tyler vs Findlay (03/11/17)
	1.000	(3-3)	Chowbay, Caleb vs Martin Methodist (12/16/16)
	1.000	(3-3)	Thomas, Ennis vs Lake Erie (11/12/16)
	1.000	(2-2)	Volovic, Michael vs Florida Southern (11/18/16)
Free Throws Made	10		Tagarelli, Joseph at Quincy (01/14/17)
Free Throw Att.	12		Tagarelli, Joseph at Quincy (01/14/17)
FT Pct (min 3 made)	1.000	(7-7)	Blanks, Justin at McKendree (12/01/16)
	1.000	(7-7)	Stanford, Adam vs Kentucky Wesleyan (11/19/16)
	1.000	(6-6)	Sims, Grant at Maryville (02/11/17)
	1.000	(6-6)	Palmer, Joshua vs Drury (02/04/17)
	1.000	(6-6)	Eberhard, Adam vs Bellarmine (01/16/17)
	1.000	(6-6)	McGaughey, Evan at Quincy (01/14/17)
	1.000	(6-6)	Erickson, Connor at Truman (1/12/17)
	1.000	(6-6)	Fulcher, Khadier vs Bluefield College (12/14/16)
	1.000	(6-6)	Dunnigan, David vs Lake Erie (11/12/16)
	1.000	(5-5)	Harmon, Paxton vs Illinois Springfield (02/16/17)
	1.000	(5-5)	Davis, Al vs Bellarmine (01/16/17)
	1.000	(4-4)	Cook, Alex at Bellarmine (02/23/17)
	1.000	(4-4)	Watson, Elijah at Missouri-St. Louis (02/09/17)
	1.000	(4-4)	Myers, Jalen vs Missouri S&T (02/02/17)
	1.000	(4-4)	Davidson, Eric at Indianapolis (01/28/17)
	1.000	(4-4)	Kempson, Jesse at Indianapolis (01/28/17)
	1.000	(4-4)	Velky, Jake at Truman (1/12/17)
	1.000	(4-4)	Perez-Laham, Jorge vs William Jewell (01/05/17)
	1.000	(4-4)	Vigilance, Michael vs Kentucky Wesleyan (11/19/16)
	1.000	(4-4)	Volovic, Michael vs Florida Southern (11/18/16)
	1.000	(4-4)	Cook, Adrian vs Ashland (11/13/16)
	1.000	(3-3)	Sullivan, Taren vs Findlay (03/11/17)
	1.000	(3-3)	Erickson, Connor vs Truman (03/02/17)
	1.000	(3-3)	Simelton, Miles vs Lewis (01/21/17)
	1.000	(3-3)	Evans, Connor vs Rockhurst (01/07/17)
Rebounds	14		Sullivan, Taren vs Findlay (03/11/17)
	14		McGaughey, Evan at Quincy (01/14/17)
Assists	8		McCullum, Kendale vs Wisconsin-Parkside (01/19/17)
Steals	5		Sims, Forrester at Maryville (02/11/17)
Blocked Shots	3		Davis, Roderick at Indianapolis (01/28/17)
	3		Williams, Nic at Saint Joseph's (IN) (01/26/17)
	3		McGaughey, Evan at Quincy (01/14/17)
	3		Daniel, Billy at Truman (1/12/17)
	3		Townes, Cordaris vs Bluefield College (12/14/16)
Turnovers	6		Myers, Cory at Truman (1/12/17)



UNIVERSITY OF SOUTHERN INDIANA
Southern Indiana Individual Game-by-Game (as of Mar 13, 2017)
All games

#00 Washington, Marellous

Opponent	Date	gs	min	Total		3-Pointers		Free throws		Rebounds				pf	a	t/o	blk	stl	pts	avg
				fg-fga	pct	3fg-fga	pct	ft-fa	pct	off	def	tot	avg							
vs Lake Erie	11/12/16		15	2-3	.667	1-2	.500	0-0	.000	0	3	3	3.0	1	2	4	0	1	5	5.0
vs Ashland	11/13/16		3	0-0	.000	0-0	.000	0-0	.000	0	0	0	1.5	0	0	0	0	0	0	2.5
vs Florida Southern	11/18/16		21	3-5	.600	1-2	.500	2-2	1.000	0	1	1	1.3	2	2	1	0	2	9	4.7
vs Kentucky Wesleyan	11/19/16		6	1-2	.500	1-1	1.000	0-0	.000	0	0	0	1.0	1	0	0	0	0	3	4.3
at McKendree	12/01/16		17	8-9	.889	4-4	1.000	0-0	.000	0	3	3	1.4	2	1	0	0	1	20	7.4
at Illinois Springfield	12/3/16		9	2-4	.500	2-3	.667	0-0	.000	1	1	2	1.5	0	1	2	0	0	6	7.2
OHIO VALLEY	12/10/16		20	4-7	.571	1-4	.250	0-0	.000	0	4	4	1.9	0	1	1	0	3	9	7.4
LEES-MCRAE	12/11/16		10	2-3	.667	1-2	.500	2-2	1.000	0	3	3	2.0	1	0	1	0	2	7	7.4
BLUEFIELD COLLEGE	12/14/16		17	4-7	.571	1-4	.250	0-0	.000	0	0	0	1.8	2	0	3	0	2	9	7.6
vs Martin Methodist	12/16/16		26	0-4	.000	0-3	.000	0-0	.000	0	5	5	2.1	2	8	0	1	2	0	6.8
vs Kentucky State	12/17/16		26	1-5	.200	1-2	.500	0-0	.000	0	5	5	2.4	0	8	1	1	1	3	6.5
BLUEFIELD STATE	01/02/17		19	4-6	.667	2-4	.500	2-2	1.000	0	1	1	2.3	2	4	2	0	4	12	6.9
WILLIAM JEWELL	01/05/17		16	3-5	.600	3-5	.600	0-0	.000	0	1	1	2.2	1	4	0	1	1	9	7.1
ROCKHURST	01/07/17		28	5-8	.625	5-7	.714	1-2	.500	1	1	2	2.1	1	3	2	1	1	16	7.7
at Truman	1/12/17		18	5-9	.556	0-1	.000	1-2	.500	0	7	7	2.5	1	0	0	0	0	11	7.9
at Quincy	01/14/17		13	1-3	.333	1-2	.500	1-2	.500	0	3	3	2.5	0	2	0	0	0	4	7.7
BELLARMINE	01/16/17		17	3-4	.750	2-3	.667	0-0	.000	0	2	2	2.5	2	0	0	0	2	8	7.7
WISCONSIN-PARKSIDE	01/19/17		18	2-6	.333	1-3	.333	0-0	.000	0	2	2	2.4	0	3	0	2	0	5	7.6
LEWIS	01/21/17		22	6-8	.750	2-4	.500	0-0	.000	0	4	4	2.5	0	0	1	0	2	14	7.9
at Saint Joseph's (IN)	01/26/17		43	7-10	.700	3-5	.600	2-2	1.000	0	7	7	2.8	2	3	2	0	1	19	8.5
at Indianapolis	01/28/17		20	4-8	.500	2-3	.667	1-1	1.000	0	0	0	2.6	1	4	2	0	1	11	8.6
MISSOURI S&T	02/02/17		25	6-10	.600	4-7	.571	1-3	.333	1	9	10	3.0	0	0	1	0	1	17	9.0
DRURY	02/04/17		25	4-7	.571	1-3	.333	2-2	1.000	0	2	2	2.9	0	4	1	0	1	11	9.0
at Missouri-St. Louis	02/09/17		14	3-5	.600	1-3	.333	0-0	.000	0	0	0	2.8	0	0	0	0	0	7	9.0
at Maryville	02/11/17		22	3-9	.333	2-5	.400	2-2	1.000	0	4	4	2.8	0	3	0	0	1	10	9.0
ILLINOIS SPRINGFIELD	02/16/17		22	6-11	.545	2-6	.333	0-0	.000	1	3	4	2.9	0	3	0	0	2	14	9.2
MCKENDREE	02/18/17		17	1-4	.250	0-2	.000	2-2	1.000	0	5	5	3.0	1	3	2	0	0	4	9.0
at Bellarmine	02/23/17		14	0-3	.000	0-2	.000	0-0	.000	2	0	2	2.9	2	1	3	0	0	0	8.7
vs Truman	03/02/17		16	2-4	.500	1-3	.333	0-0	.000	0	2	2	2.9	0	1	2	0	1	5	8.6
vs Findlay	03/11/17		8	0-2	.000	0-1	.000	0-0	.000	0	0	0	2.8	0	0	0	0	0	0	8.3
Totals		0	547	92-171	.538	45-96	.469	19-24	.792	6	78	84	2.8	24	61	31	6	32	248	8.3

Games played: 30
 Minutes/game: 18.2
 Points/game: 8.3
 FG Pct: 53.8
 3FG Pct: 46.9
 FT Pct: 79.2

Rebounds/game: 2.8
 Assists/game: 2.0
 Turnovers/game: 1.0
 Assist/turnover ratio: 2.0
 Steals/game: 1.1
 Blocks/game: 0.2



UNIVERSITY OF SOUTHERN INDIANA
Southern Indiana Individual Game-by-Game (as of Mar 13, 2017)
All games

#02 Norman, Jacob

Opponent	Date	gs	min	Total		3-Pointers		Free throws		Rebounds				pf	a	t/o	blk	stl	pts	avg
				fg-fga	pct	3fg-fga	pct	ft-fa	pct	off	def	tot	avg							
vs Lake Erie	11/12/16		17	2-2	1.000	0-0	.000	2-2	1.000	1	4	5	5.0	3	1	2	0	0	6	6.0
vs Ashland	11/13/16		20	2-6	.333	0-1	.000	1-2	.500	1	2	3	4.0	4	0	0	0	0	5	5.5
vs Florida Southern	11/18/16		21	4-7	.571	0-0	.000	1-2	.500	2	3	5	4.3	4	1	2	0	2	9	6.7
vs Kentucky Wesleyan	11/19/16		27	2-3	.667	0-0	.000	1-2	.500	1	1	2	3.8	3	0	2	1	0	5	6.3
at McKendree	12/01/16		19	4-5	.800	0-0	.000	0-0	.000	0	2	2	3.4	2	0	1	0	0	8	6.6
at Illinois Springfield	12/3/16		13	1-3	.333	0-0	.000	0-0	.000	2	0	2	3.2	0	0	0	0	0	2	5.8
OHIO VALLEY	12/10/16		22	1-4	.250	0-0	.000	4-4	1.000	2	2	4	3.3	3	2	1	0	1	6	5.9
LEES-MCRAE	12/11/16		30	6-7	.857	0-0	.000	6-6	1.000	7	2	9	4.0	2	1	2	0	1	18	7.4
BLUEFIELD COLLEGE	12/14/16	*	19	4-6	.667	0-0	.000	5-5	1.000	2	1	3	3.9	1	1	0	0	0	13	8.0
vs Martin Methodist	12/16/16		19	5-6	.833	0-0	.000	2-2	1.000	5	2	7	4.2	1	1	0	0	0	12	8.4
vs Kentucky State	12/17/16		16	3-4	.750	0-0	.000	0-0	.000	4	0	4	4.2	1	1	1	0	2	6	8.2
BLUEFIELD STATE	01/02/17		22	5-7	.714	0-0	.000	2-2	1.000	4	1	5	4.3	1	1	2	0	1	12	8.5
WILLIAM JEWELL	01/05/17		17	2-6	.333	0-0	.000	4-5	.800	3	2	5	4.3	1	2	2	0	1	8	8.5
ROCKHURST	01/07/17	*	22	1-2	.500	0-0	.000	0-0	.000	0	2	2	4.1	1	1	0	0	2	2	8.0
at Truman	1/12/17		30	1-2	.500	0-0	.000	2-3	.667	0	9	9	4.5	2	1	1	0	1	4	7.7
at Quincy	01/14/17		17	2-6	.333	0-0	.000	1-2	.500	2	1	3	4.4	2	0	0	0	0	5	7.6
BELLARMINE	01/16/17		20	2-5	.400	0-0	.000	2-2	1.000	0	3	3	4.3	3	1	1	0	0	6	7.5
WISCONSIN-PARKSIDE	01/19/17		24	3-7	.429	0-0	.000	5-5	1.000	2	2	4	4.3	2	0	1	0	2	11	7.7
LEWIS	01/21/17		13	0-1	.000	0-0	.000	0-0	.000	0	5	5	4.3	4	1	0	0	0	0	7.3
at Saint Joseph's (IN)	01/26/17		37	4-9	.444	0-0	.000	2-3	.667	4	6	10	4.6	5	2	1	0	1	10	7.4
at Indianapolis	01/28/17	*	23	2-5	.400	0-0	.000	0-0	.000	7	2	9	4.8	0	0	3	0	1	4	7.2
MISSOURI S&T	02/02/17	*	31	4-4	1.000	0-0	.000	4-4	1.000	3	2	5	4.8	2	0	1	0	0	12	7.5
DRURY	02/04/17	*	32	2-6	.333	0-0	.000	2-2	1.000	1	7	8	5.0	4	0	2	1	0	6	7.4
at Missouri-St. Louis	02/09/17	*	25	4-6	.667	0-0	.000	0-0	.000	1	2	3	4.9	1	1	0	0	1	8	7.4
at Maryville	02/11/17	*	30	3-3	1.000	0-0	.000	2-4	.500	0	4	4	4.8	1	1	0	0	0	8	7.4
ILLINOIS SPRINGFIELD	02/16/17	*	21	0-2	.000	0-0	.000	3-4	.750	1	1	2	4.7	2	2	0	0	0	3	7.3
MCKENDREE	02/18/17		18	0-1	.000	0-0	.000	0-0	.000	1	2	3	4.7	1	1	0	0	0	0	7.0
at Bellarmine	02/23/17	*	19	1-4	.250	0-0	.000	0-0	.000	0	2	2	4.6	3	1	1	0	1	2	6.8
vs Truman	03/02/17		18	2-2	1.000	0-0	.000	0-0	.000	4	1	5	4.6	4	1	2	0	1	4	6.7
vs Findlay	03/11/17		21	2-4	.500	0-0	.000	1-2	.500	6	1	7	4.7	3	0	0	0	1	5	6.7
Totals		9	663	74-135	.548	0-1	.000	52-63	.825	66	74	140	4.7	66	24	28	2	19	200	6.7

Games played: 30
 Minutes/game: 22.1
 Points/game: 6.7
 FG Pct: 54.8
 3FG Pct: 0.0
 FT Pct: 82.5

Rebounds/game: 4.7
 Assists/game: 0.8
 Turnovers/game: 0.9
 Assist/turnover ratio: 0.9
 Steals/game: 0.6
 Blocks/game: 0.1



UNIVERSITY OF SOUTHERN INDIANA
Southern Indiana Individual Game-by-Game (as of Mar 13, 2017)
All games

#12 Rajala, Julius

Opponent	Date	gs	min	Total		3-Pointers		Free throws		Rebounds				pf	a	t/o	blk	stl	pts	avg	
				fg-fga	pct	3fg-fga	pct	ft-fa	pct	off	def	tot	avg								
vs Lake Erie	11/12/16	*	34	11-13	.846	0-0	.000	7-7	1.000	1	8	9	9.0	2	3	4	1	0	29	29.0	
vs Ashland	11/13/16	*	32	4-7	.571	0-0	.000	5-5	1.000	1	6	7	8.0	4	1	2	4	1	13	21.0	
vs Florida Southern	11/18/16	*	30	8-10	.800	0-0	.000	7-8	.875	1	5	6	7.3	3	1	1	2	1	23	21.7	
vs Kentucky Wesleyan	11/19/16	*	23	4-6	.667	0-0	.000	1-1	1.000	1	3	4	6.5	5	1	0	0	0	9	18.5	
at McKendree	12/01/16	*	12	5-10	.500	0-0	.000	0-1	.000	3	1	4	6.0	1	3	1	1	0	10	16.8	
at Illinois Springfield	12/3/16	*	19	3-3	1.000	0-0	.000	2-2	1.000	2	2	4	5.7	4	1	3	2	1	8	15.3	
OHIO VALLEY	12/10/16	*	18	6-9	.667	0-0	.000	2-2	1.000	3	2	5	5.6	2	2	1	4	0	14	15.1	
LEES-MCRAE	12/11/16	*	23	5-7	.714	0-0	.000	7-10	.700	4	4	8	5.9	3	1	3	0	0	17	15.4	
BLUEFIELD COLLEGE	12/14/16	*	17	5-10	.500	0-0	.000	2-4	.500	4	2	6	5.9	2	1	1	2	1	12	15.0	
vs Martin Methodist	12/16/16	*	15	4-6	.667	0-0	.000	3-3	1.000	2	0	2	5.5	1	0	1	2	0	11	14.6	
vs Kentucky State	12/17/16	*	18	3-5	.600	0-0	.000	2-2	1.000	1	2	3	5.3	2	1	2	1	0	8	14.0	
BLUEFIELD STATE	01/02/17	*	20	5-7	.714	0-0	.000	1-2	.500	2	4	6	5.3	3	1	1	0	0	11	13.8	
WILLIAM JEWELL	01/05/17	*	23	3-7	.429	0-0	.000	1-2	.500	3	6	9	5.6	1	1	0	0	0	7	13.2	
ROCKHURST	01/07/17	*	20	3-5	.600	0-0	.000	0-0	.000	0	4	4	5.5	3	1	2	0	0	6	12.7	
at Truman	1/12/17	*	16	5-7	.714	0-0	.000	2-5	.400	2	2	4	5.4	2	1	1	0	0	12	12.7	
at Quincy	01/14/17	*	23	6-12	.500	0-0	.000	0-0	.000	2	1	3	5.3	4	1	0	0	0	12	12.6	
BELLARMINE	01/16/17	*	25	5-6	.833	0-0	.000	2-2	1.000	0	2	2	5.1	2	0	1	1	1	12	12.6	
WISCONSIN-PARKSIDE	01/19/17	*	24	0-3	.000	0-0	.000	0-0	.000	1	4	5	5.1	3	0	1	2	1	0	11.9	
LEWIS	01/21/17	*	19	6-10	.600	0-0	.000	0-0	.000	2	2	4	5.0	4	0	0	1	1	12	11.9	
at Saint Joseph's (IN)	01/26/17	dnp	-	-	-	-	-	-	-	-	-	-	-	-	-	-	-	-	-	-	
at Indianapolis	01/28/17	dnp	-	-	-	-	-	-	-	-	-	-	-	-	-	-	-	-	-	-	
MISSOURI S&T	02/02/17	dnp	-	-	-	-	-	-	-	-	-	-	-	-	-	-	-	-	-	-	
DRURY	02/04/17	dnp	-	-	-	-	-	-	-	-	-	-	-	-	-	-	-	-	-	-	
at Missouri-St. Louis	02/09/17		9	2-2	1.000	0-0	.000	0-0	.000	1	0	1	4.8	0	0	1	1	1	4	11.5	
at Maryville	02/11/17		9	2-2	1.000	0-0	.000	0-0	.000	3	2	5	4.8	3	1	1	1	0	4	11.1	
ILLINOIS SPRINGFIELD	02/16/17		16	2-3	.667	0-0	.000	0-0	.000	1	0	1	4.6	1	0	0	0	1	4	10.8	
MCKENDREE	02/18/17		13	1-4	.250	0-0	.000	0-0	.000	0	0	0	4.4	2	3	2	1	1	2	10.4	
at Bellarmine	02/23/17		17	2-4	.500	0-0	.000	1-3	.333	2	1	3	4.4	4	1	1	1	0	5	10.2	
vs Truman	03/02/17	*	28	8-11	.727	0-0	.000	4-4	1.000	1	3	4	4.4	4	1	1	1	0	20	10.6	
vs Findlay	03/11/17	*	24	3-8	.375	0-0	.000	2-2	1.000	1	3	4	4.3	2	0	2	0	1	8	10.5	
Totals			21	527	111-177	.627	0-0	.000	51-65	.785	44	69	113	4.3	67	26	33	28	11	273	10.5

Games played: 26
 Minutes/game: 20.3
 Points/game: 10.5
 FG Pct: 62.7
 FT Pct: 78.5

Rebounds/game: 4.3
 Assists/game: 1.0
 Turnovers/game: 1.3
 Assist/turnover ratio: 0.8
 Steals/game: 0.4
 Blocks/game: 1.1



UNIVERSITY OF SOUTHERN INDIANA
Southern Indiana Individual Game-by-Game (as of Mar 13, 2017)
All games

#20 Stein, Alex

Opponent	Date	gs	min	Total		3-Pointers		Free throws		Rebounds				pf	a	t/o	blk	stl	pts	avg	
				fg-fga	pct	3fg-fga	pct	ft-fa	pct	off	def	tot	avg								
vs Lake Erie	11/12/16	*	31	2-8	.250	0-2	.000	15-16	.938	2	3	5	5.0	5	6	4	0	1	19	19.0	
vs Ashland	11/13/16	*	40	12-19	.632	1-2	.500	11-12	.917	0	3	3	4.0	3	3	2	0	0	36	27.5	
vs Florida Southern	11/18/16	*	32	4-12	.333	1-2	.500	8-8	1.000	0	5	5	4.3	2	4	0	1	0	17	24.0	
vs Kentucky Wesleyan	11/19/16	*	39	5-13	.385	0-3	.000	12-14	.857	0	4	4	4.3	1	5	4	0	0	22	23.5	
at McKendree	12/01/16	*	25	4-9	.444	4-4	1.000	1-2	.500	1	2	3	4.0	1	5	2	0	1	13	21.4	
at Illinois Springfield	12/3/16	*	32	9-13	.692	3-4	.750	5-5	1.000	3	3	6	4.3	1	5	1	0	2	26	22.2	
OHIO VALLEY	12/10/16	*	19	5-8	.625	0-3	.000	3-3	1.000	0	3	3	4.1	0	5	0	0	0	13	20.9	
LEES-MCRAE	12/11/16	*	40	7-14	.500	2-3	.667	14-15	.933	0	3	3	4.0	2	5	5	0	0	30	22.0	
BLUEFIELD COLLEGE	12/14/16	*	21	6-10	.600	1-2	.500	3-3	1.000	0	1	1	3.7	0	5	0	0	1	16	21.3	
vs Martin Methodist	12/16/16	*	24	2-9	.222	0-3	.000	3-4	.750	0	3	3	3.6	2	3	0	0	1	7	19.9	
vs Kentucky State	12/17/16	*	24	4-7	.571	0-1	.000	0-0	.000	0	0	0	3.3	4	3	1	0	2	8	18.8	
BLUEFIELD STATE	01/02/17	*	26	5-8	.625	2-4	.500	6-6	1.000	3	1	4	3.3	2	6	0	0	3	18	18.8	
WILLIAM JEWELL	01/05/17	*	34	6-12	.500	1-5	.200	0-1	.000	1	0	1	3.2	1	3	2	0	0	13	18.3	
ROCKHURST	01/07/17	*	22	6-7	.857	1-2	.500	4-4	1.000	0	0	0	2.9	3	4	2	0	1	17	18.2	
at Truman	1/12/17	*	28	3-13	.231	0-1	.000	4-4	1.000	1	0	1	2.8	2	4	2	0	0	10	17.7	
at Quincy	01/14/17	*	32	4-12	.333	0-1	.000	10-11	.909	1	9	10	3.3	1	2	1	0	0	18	17.7	
BELLARMINE	01/16/17	*	33	4-11	.364	0-4	.000	4-4	1.000	0	0	0	3.1	2	3	3	0	0	12	17.4	
WISCONSIN-PARKSIDE	01/19/17	*	36	9-15	.600	1-2	.500	4-4	1.000	1	3	4	3.1	1	1	3	0	1	23	17.7	
LEWIS	01/21/17	*	33	7-10	.700	0-2	.000	4-5	.800	0	1	1	3.0	3	4	2	0	0	18	17.7	
at Saint Joseph's (IN)	01/26/17	*	36	5-16	.313	0-3	.000	7-9	.778	1	0	1	2.9	0	7	3	0	0	17	17.7	
at Indianapolis	01/28/17	*	31	3-9	.333	0-3	.000	4-4	1.000	1	1	2	2.9	1	3	3	0	0	10	17.3	
MISSOURI S&T	02/02/17	*	29	6-13	.462	0-3	.000	6-6	1.000	0	8	8	3.1	1	3	3	0	0	18	17.3	
DRURY	02/04/17	*	26	5-9	.556	1-4	.250	6-6	1.000	0	2	2	3.0	2	3	2	0	0	17	17.3	
at Missouri-St. Louis	02/09/17	*	31	2-9	.222	1-4	.250	2-2	1.000	2	6	8	3.3	0	6	2	0	2	7	16.9	
at Maryville	02/11/17	*	32	7-15	.467	3-5	.600	4-4	1.000	1	4	5	3.3	2	3	2	0	0	21	17.0	
ILLINOIS SPRINGFIELD	02/16/17	*	28	9-12	.750	3-4	.750	2-2	1.000	1	1	2	3.3	1	3	2	0	1	23	17.3	
MCKENDREE	02/18/17	*	36	11-14	.786	3-4	.750	2-2	1.000	1	6	7	3.4	1	6	1	0	2	27	17.6	
at Bellarmine	02/23/17	*	39	8-14	.571	3-6	.500	1-1	1.000	1	3	4	3.4	2	2	3	0	0	20	17.7	
vs Truman	03/02/17	*	39	4-15	.267	1-5	.200	4-6	.667	1	3	4	3.4	1	4	3	0	1	13	17.6	
vs Findlay	03/11/17	*	36	4-12	.333	1-3	.333	2-4	.500	1	5	6	3.5	0	9	1	0	0	11	17.3	
Totals			30	934	168-348	.483	33-94	.351	151-167	.904	23	83	106	3.5	47	125	59	1	19	520	17.3

Games played: 30
Minutes/game: 31.1
Points/game: 17.3
FG Pct: 48.3
3FG Pct: 35.1
FT Pct: 90.4

Rebounds/game: 3.5
Assists/game: 4.2
Turnovers/game: 2.0
Assist/turnover ratio: 2.1
Steals/game: 0.6
Blocks/game: 0.0



UNIVERSITY OF SOUTHERN INDIANA
Southern Indiana Individual Game-by-Game (as of Mar 13, 2017)
All games

#23 Dickson, DayJar

Opponent	Date	gs	min	Total		3-Pointers		Free throws		Rebounds				pf	a	t/o	blk	stl	pts	avg	
				fg-fga	pct	3fg-fga	pct	ft-fa	pct	off	def	tot	avg								
vs Lake Erie	11/12/16	*	13	0-0	.000	0-0	.000	1-2	.500	0	2	2	2.0	4	0	2	0	0	1	1.0	
vs Ashland	11/13/16	*	21	0-3	.000	0-0	.000	2-2	1.000	1	2	3	2.5	1	0	2	0	1	2	1.5	
vs Florida Southern	11/18/16	*	25	3-8	.375	0-0	.000	2-4	.500	1	9	10	5.0	1	1	2	0	0	8	3.7	
vs Kentucky Wesleyan	11/19/16	*	22	3-6	.500	0-0	.000	1-3	.333	2	2	4	4.8	3	1	3	0	1	7	4.5	
at McKendree	12/01/16	*	18	1-6	.167	0-0	.000	1-2	.500	4	2	6	5.0	1	1	0	0	2	3	4.2	
at Illinois Springfield	12/3/16	*	28	4-7	.571	0-0	.000	1-1	1.000	4	2	6	5.2	1	1	2	2	3	9	5.0	
OHIO VALLEY	12/10/16	*	17	5-5	1.000	0-0	.000	0-2	.000	1	2	3	4.9	2	2	0	1	0	10	5.7	
LEES-MCRAE	12/11/16	*	17	1-1	1.000	0-0	.000	0-1	.000	2	2	4	4.8	4	0	0	1	0	2	5.3	
BLUEFIELD COLLEGE	12/14/16	*	16	0-3	.000	0-0	.000	1-4	.250	0	1	1	4.3	2	2	1	0	0	1	4.8	
vs Martin Methodist	12/16/16	*	14	0-2	.000	0-0	.000	0-0	.000	1	3	4	4.3	1	1	2	1	0	0	4.3	
vs Kentucky State	12/17/16	*	20	4-4	1.000	0-0	.000	6-8	.750	0	2	2	4.1	0	0	1	0	1	14	5.2	
BLUEFIELD STATE	01/02/17	*	16	3-4	.750	0-0	.000	3-5	.600	0	5	5	4.2	2	1	2	0	0	9	5.5	
WILLIAM JEWELL	01/05/17	*	12	2-4	.500	0-0	.000	0-0	.000	1	3	4	4.2	0	2	3	0	0	4	5.4	
ROCKHURST	01/07/17		dnp	-	-	-	-	-	-	-	-	-	-	-	-	-	-	-	-	-	
at Truman	1/12/17	*	24	4-6	.667	0-0	.000	0-0	.000	3	2	5	4.2	5	0	2	1	1	8	5.6	
at Quincy	01/14/17	*	19	2-3	.667	0-0	.000	1-2	.500	1	1	2	4.1	5	0	2	0	0	5	5.5	
BELLARMINE	01/16/17	*	15	0-1	.000	0-0	.000	0-4	.000	3	3	6	4.2	3	0	0	0	0	0	5.2	
WISCONSIN-PARKSIDE	01/19/17	*	8	0-1	.000	0-0	.000	1-2	.500	2	0	2	4.1	2	0	2	0	0	1	4.9	
LEWIS	01/21/17	*	25	1-5	.200	0-1	.000	0-0	.000	2	5	7	4.2	4	2	3	0	0	2	4.8	
at Saint Joseph's (IN)	01/26/17	*	23	3-5	.600	0-0	.000	0-0	.000	0	4	4	4.2	3	1	1	0	1	6	4.8	
at Indianapolis	01/28/17	*	17	2-3	.667	0-0	.000	0-0	.000	1	1	2	4.1	1	0	0	0	0	4	4.8	
MISSOURI S&T	02/02/17	*	20	0-1	.000	0-0	.000	0-0	.000	1	2	3	4.0	4	0	2	0	1	0	4.6	
DRURY	02/04/17	*	15	0-3	.000	0-0	.000	0-2	.000	0	4	4	4.0	3	0	1	2	0	0	4.4	
at Missouri-St. Louis	02/09/17	*	17	2-3	.667	0-0	.000	0-0	.000	0	5	5	4.1	3	1	0	0	1	4	4.3	
at Maryville	02/11/17	*	27	5-8	.625	0-0	.000	2-4	.500	5	6	11	4.4	1	0	3	0	1	12	4.7	
ILLINOIS SPRINGFIELD	02/16/17	*	14	0-2	.000	0-0	.000	0-1	.000	0	1	1	4.2	3	0	2	2	2	0	4.5	
MCKENDREE	02/18/17	*	22	6-7	.857	0-0	.000	0-0	.000	0	3	3	4.2	2	1	1	0	0	12	4.8	
at Bellarmine	02/23/17	*	27	1-2	.500	0-0	.000	0-0	.000	4	5	9	4.4	3	2	0	0	1	2	4.7	
vs Truman	03/02/17	*	28	3-4	.750	0-0	.000	3-4	.750	4	2	6	4.4	5	2	2	2	1	9	4.8	
vs Findlay	03/11/17	*	20	2-3	.667	0-0	.000	1-2	.500	1	7	8	4.6	1	0	2	1	0	5	4.8	
Totals			28	560	57-110	.518	0-1	.000	26-55	.473	44	88	132	4.6	70	21	43	13	17	140	4.8

Games played: 29
Minutes/game: 19.3
Points/game: 4.8
FG Pct: 51.8
3FG Pct: 0.0
FT Pct: 47.3

Rebounds/game: 4.6
Assists/game: 0.7
Turnovers/game: 1.5
Assist/turnover ratio: 0.5
Steals/game: 0.6
Blocks/game: 0.4



UNIVERSITY OF SOUTHERN INDIANA
Southern Indiana Individual Game-by-Game (as of Mar 13, 2017)
All games

#33 Carter, Davis

Opponent	Date	gs	min	Total		3-Pointers		Free throws		Rebounds				pf	a	t/o	blk	stl	pts	avg
				fg-fga	pct	3fg-fga	pct	ft-fa	pct	off	def	tot	avg							
vs Lake Erie	11/12/16	5		1-1	1.000	0-0	.000	3-4	.750	0	0	0	0.0	2	0	1	0	0	5	5.0
vs Ashland	11/13/16	6		0-0	.000	0-0	.000	0-0	.000	0	1	1	0.5	0	0	0	1	0	0	2.5
vs Florida Southern	11/18/16	6		1-1	1.000	0-0	.000	0-2	.000	2	1	3	1.3	3	0	3	0	0	2	2.3
vs Kentucky Wesleyan	11/19/16	4		1-1	1.000	0-0	.000	0-0	.000	0	1	1	1.3	2	0	0	0	0	2	2.3
at McKendree	12/01/16	21		3-6	.500	0-0	.000	1-2	.500	1	3	4	1.8	3	2	0	1	0	7	3.2
at Illinois Springfield	12/3/16	6		0-0	.000	0-0	.000	0-0	.000	0	1	1	1.7	2	0	1	0	0	0	2.7
OHIO VALLEY	12/10/16	14		0-2	.000	0-0	.000	1-3	.333	1	2	3	1.9	2	0	0	1	0	1	2.4
LEES-MCRAE	12/11/16	3		0-0	.000	0-0	.000	0-0	.000	0	0	0	1.6	0	0	0	0	1	0	2.1
BLUEFIELD COLLEGE	12/14/16	18		3-4	.750	0-0	.000	3-5	.600	7	2	9	2.4	1	3	5	0	0	9	2.9
vs Martin Methodist	12/16/16	17		10-12	.833	0-0	.000	2-2	1.000	5	4	9	3.1	3	0	1	2	1	22	4.8
vs Kentucky State	12/17/16	16		3-5	.600	0-0	.000	0-0	.000	1	6	7	3.5	2	0	2	1	0	6	4.9
BLUEFIELD STATE	01/02/17	12		4-5	.800	0-0	.000	2-4	.500	4	0	4	3.5	1	0	2	1	1	10	5.3
WILLIAM JEWELL	01/05/17	12		2-3	.667	0-0	.000	0-0	.000	2	0	2	3.4	2	2	0	0	0	4	5.2
ROCKHURST	01/07/17	16		2-3	.667	0-0	.000	3-5	.600	1	3	4	3.4	3	0	0	2	0	7	5.4
at Truman	1/12/17	3		0-0	.000	0-0	.000	0-0	.000	0	0	0	3.2	1	0	0	0	0	0	5.0
at Quincy	01/14/17	5		1-1	1.000	0-0	.000	0-0	.000	0	0	0	3.0	3	0	0	0	0	2	4.8
BELLARMINE	01/16/17	4		0-0	.000	0-0	.000	0-0	.000	1	0	1	2.9	0	0	1	0	0	0	4.5
WISCONSIN-PARKSIDE	01/19/17	14		1-1	1.000	0-0	.000	1-4	.250	1	1	2	2.8	0	1	0	1	0	3	4.4
LEWIS	01/21/17	12		0-1	.000	0-0	.000	2-2	1.000	2	0	2	2.8	0	0	1	0	0	2	4.3
at Saint Joseph's (IN)	01/26/17	6		1-2	.500	0-0	.000	0-0	.000	0	0	0	2.7	0	0	0	0	0	2	4.2
at Indianapolis	01/28/17	15		2-5	.400	0-0	.000	0-0	.000	2	1	3	2.7	2	1	1	0	0	4	4.2
MISSOURI S&T	02/02/17	13		0-2	.000	0-0	.000	0-0	.000	1	2	3	2.7	2	0	0	0	0	0	4.0
DRURY	02/04/17	13		2-5	.400	0-0	.000	1-2	.500	2	2	4	2.7	4	0	1	5	0	5	4.0
at Missouri-St. Louis	02/09/17	5		1-2	.500	0-0	.000	0-0	.000	1	0	1	2.7	1	0	0	0	0	2	4.0
at Maryville	02/11/17	2		0-1	.000	0-0	.000	0-0	.000	1	1	2	2.6	0	0	1	0	0	0	3.8
ILLINOIS SPRINGFIELD	02/16/17	5		0-2	.000	0-0	.000	0-0	.000	0	1	1	2.6	3	0	0	1	0	0	3.7
MCKENDREE	02/18/17	9		1-2	.500	0-0	.000	0-0	.000	0	1	1	2.5	1	0	2	2	0	2	3.6
at Bellarmine	02/23/17	1		0-0	.000	0-0	.000	0-0	.000	0	1	1	2.5	0	0	1	0	0	0	3.5
vs Truman	03/02/17	1		0-0	.000	0-0	.000	0-0	.000	0	0	0	2.4	1	0	1	0	0	0	3.3
vs Findlay	03/11/17	3		0-0	.000	0-0	.000	0-0	.000	1	2	3	2.4	0	0	0	0	0	0	3.2
Totals		0	267	39-67	.582	0-0	.000	19-35	.543	36	36	72	2.4	44	9	24	18	3	97	3.2

Games played: 30
Minutes/game: 8.9
Points/game: 3.2
FG Pct: 58.2
FT Pct: 54.3

Rebounds/game: 2.4
Assists/game: 0.3
Turnovers/game: 0.8
Assist/turnover ratio: 0.4
Steals/game: 0.1
Blocks/game: 0.6



UNIVERSITY OF SOUTHERN INDIANA Individual Career History

Carter, Davis

Season	gp-gs	min/avg	Total		3-Point		F-Throws		Rebounds				Scoring							
			fg-fga	pct	fg-fga	pct	ft-fta	pct	off	def	tot	avg	pf	fo	ast	to	blk	stl	pts	avg
2015-16	25-1	176/7.0	22-36	.611	0-0	.000	18-33	.545	17	25	42	1.7	46	1	4	10	15	1	62	2.5
2016-17	30-0	267/8.9	39-67	.582	0-0	.000	19-35	.543	36	36	72	2.4	44	0	9	24	18	3	97	3.2
TOTAL	55-1	443/8.1	61-103	.592	0-0	.000	37-68	.544	53	61	114	2.1	90	1	13	34	33	4	159	2.9

SINGLE-GAME HIGHS [all-time ranking]:

Points: 22, vs Martin Methodist -- 12/16/16

Rebounds: 9, Bluefield College -- 12/14/16; vs Martin Methodist -- 12/16/16

Assists: 3, Bluefield College -- 12/14/16

Steals: 1, 4 times

Blocks: 5, Drury -- 02/04/17

FG made: 10, vs Martin Methodist -- 12/16/16

FG attempts: 12, vs Martin Methodist -- 12/16/16

FT made: 4, at McKendree -- 02/20/16

FT attempts: 5, Rockhurst -- 01/07/17; Bluefield College -- 12/14/16

Dickson, DayJar

Season	gp-gs	min/avg	Total		3-Point		F-Throws		Rebounds				Scoring							
			fg-fga	pct	fg-fga	pct	ft-fta	pct	off	def	tot	avg	pf	fo	ast	to	blk	stl	pts	avg
2016-17	29-28	560/19.3	57-110	.518	0-1	.000	26-55	.473	44	88	132	4.6	70	3	21	43	13	17	140	4.8
TOTAL	29-28	560/19.3	57-110	.518	0-1	.000	26-55	.473	44	88	132	4.6	70	3	21	43	13	17	140	4.8

SINGLE-GAME HIGHS [all-time ranking]:

Points: 14, vs Kentucky State -- 12/17/16

Rebounds: 11, at Maryville -- 02/11/17

Assists: 2, 6 times

Steals: 3, at Illinois Springfield -- 12/3/16

Blocks: 2, 4 times

FG made: 6, McKendree -- 02/18/17

FG attempts: 8, at Maryville -- 02/11/17; vs Florida Southern -- 11/18/16

3FG attempts: 1, Lewis -- 01/21/17

FT made: 6, vs Kentucky State -- 12/17/16

FT attempts: 8, vs Kentucky State -- 12/17/16

Norman, Jacob

Season	gp-gs	min/avg	Total		3-Point		F-Throws		Rebounds				Scoring							
			fg-fga	pct	fg-fga	pct	ft-fta	pct	off	def	tot	avg	pf	fo	ast	to	blk	stl	pts	avg
2015-16	30-0	313/10.4	30-51	.588	0-0	.000	26-40	.650	17	28	45	1.5	46	0	8	23	3	11	86	2.9
2016-17	30-9	663/22.1	74-135	.548	0-1	.000	52-63	.825	66	74	140	4.7	66	1	24	28	2	19	200	6.7
TOTAL	60-9	976/16.3	104-186	.559	0-1	.000	78-103	.757	83	102	185	3.1	112	1	32	51	5	30	286	4.8

SINGLE-GAME HIGHS [all-time ranking]:

Points: 18, Lees-McRae -- 12/11/16

Rebounds: 10, at Saint Joseph's (IN) -- 01/26/17

Assists: 2, 6 times

Steals: 3, Spalding -- 12/19/15

Blocks: 1, 5 times

FG made: 6, Lees-McRae -- 12/11/16

FG attempts: 9, at Saint Joseph's (IN) -- 01/26/17

3FG attempts: 1, vs Ashland -- 11/13/16

FT made: 6, Lees-McRae -- 12/11/16

FT attempts: 6, at Missouri S&T -- 02/06/16; Lees-McRae -- 12/11/16



UNIVERSITY OF SOUTHERN INDIANA Individual Career History

Rajala, Julius

Season	gp-gs	min/avg	Total		3-Point		F-Throws		Rebounds				Scoring							
			fg-fga	pct	fg-fga	pct	ft-fta	pct	off	def	tot	avg	pf	fo	ast	to	blk	stl	pts	avg
2016-17	26-21	527/20.3	111-177	.627	0-0	.000	51-65	.785	44	69	113	4.3	67	1	26	33	28	11	273	10.5
TOTAL	26-21	527/20.3	111-177	.627	0-0	.000	51-65	.785	44	69	113	4.3	67	1	26	33	28	11	273	10.5

SINGLE-GAME HIGHS [all-time ranking]:

Points: 29, vs Lake Erie -- 11/12/16

Rebounds: 9, William Jewell -- 01/05/17; vs Lake Erie -- 11/12/16

Assists: 3, McKendree -- 02/18/17; vs Lake Erie -- 11/12/16; at McKendree -- 12/01/16

Steals: 1, 11 times

Blocks: 4, vs Ashland -- 11/13/16; Ohio Valley -- 12/10/16

FG made: 11, vs Lake Erie -- 11/12/16

FG attempts: 13, vs Lake Erie -- 11/12/16

FT made: 7, vs Lake Erie -- 11/12/16; vs Florida Southern -- 11/18/16; Lees-McRae -- 12/11/16

FT attempts: 10, Lees-McRae -- 12/11/16

Stein, Alex

Season	gp-gs	min/avg	Total		3-Point		F-Throws		Rebounds				Scoring							
			fg-fga	pct	fg-fga	pct	ft-fta	pct	off	def	tot	avg	pf	fo	ast	to	blk	stl	pts	avg
2015-16	30-30	975/32.5	139-281	.495	32-83	.386	116-142	.817	28	67	95	3.2	61	2	81	47	4	22	426	14.2
2016-17	30-30	934/31.1	168-348	.483	33-94	.351	151-167	.904	23	83	106	3.5	47	1	125	59	1	19	520	17.3
TOTAL	60-60	1909/31.8	307-629	.488	65-177	.367	267-309	.864	51	150	201	3.4	108	3	206	106	5	41	946	15.8

SINGLE-GAME HIGHS [all-time ranking]:

Points: 36, vs Ashland -- 11/13/16

Rebounds: 10, at Quincy -- 01/14/17

Assists: 9, at McKendree -- 02/20/16; vs Findlay -- 03/11/17

Steals: 3, 5 times

Blocks: 1, 5 times

FG made: 12, vs Ashland -- 11/13/16

FG attempts: 19, vs Ashland -- 11/13/16

3FG made: 4, at Missouri S&T -- 02/06/16; Ohio Valley -- 11/27/15; at McKendree -- 12/01/16

3FG attempts: 6, at Missouri S&T -- 02/06/16; at Bellarmine -- 02/23/17

FT made: 15, vs Lake Erie -- 11/12/16

FT attempts: 16, vs Lake Erie -- 11/12/16

Washington, Marellous

Season	gp-gs	min/avg	Total		3-Point		F-Throws		Rebounds				Scoring							
			fg-fga	pct	fg-fga	pct	ft-fta	pct	off	def	tot	avg	pf	fo	ast	to	blk	stl	pts	avg
2016-17	30-0	547/18.2	92-171	.538	45-96	.469	19-24	.792	6	78	84	2.8	24	0	61	31	6	32	248	8.3
TOTAL	30-0	547/18.2	92-171	.538	45-96	.469	19-24	.792	6	78	84	2.8	24	0	61	31	6	32	248	8.3

SINGLE-GAME HIGHS [all-time ranking]:

Points: 20, at McKendree -- 12/01/16

Rebounds: 10, Missouri S&T -- 02/02/17

Assists: 8, vs Martin Methodist -- 12/16/16; vs Kentucky State -- 12/17/16

Steals: 4, Bluefield State -- 01/02/17

Blocks: 2, Wisconsin-Parkside -- 01/19/17

FG made: 8, at McKendree -- 12/01/16

FG attempts: 11, Illinois Springfield -- 02/16/17

3FG made: 5, Rockhurst -- 01/07/17

3FG attempts: 7, Rockhurst -- 01/07/17; Missouri S&T -- 02/02/17

FT made: 2, 7 times

FT attempts: 3, Missouri S&T -- 02/02/17



University of Southern Indiana **BASKETBALL RECORD BOOK**

Soaring through the years of success



During the last 47 years, the University of Southern Indiana men's basketball program has become a force in the Great Lakes Valley Conference, the Great Lakes Region, and at the national level.

Since the beginning of the GLVC in 1978, the Screaming Eagles have become one of the premier teams in the league, winning 12 regular-season titles in the GLVC. USI's teams also have featured four GLVC Coaches of the Year and six conference Players of the Year.

Starting with the 1992-93 team, the Eagles have made their mark on the Midwest Region and the NCAA Division II. USI has won 20 or more games 22 times in the last 24 years.

The Eagles stepped into the national spotlight in 1993-94 when they made their first trip to the NCAA Division II Elite Eight and the NCAA Division II Championship game.

The loss in the 1994 championship game propelled USI back into the NCAA Division II Championship game in 1995, and on to its first-ever national championship.


USI has been ranked number one nationally at one point during the season eight times since 1995 and has reached the regional finals 10 times since 1978.





University of Southern Indiana

BASKETBALL ALL-AMERICANS



Cortez Collins

- NABC All-American, 1979
- NCAA II Great Lakes Region All-Tournament, 1978
- NABC District IV, 1979
- First-team All-GLVC, 1979

Cortez Collins became USI's first All-American in 1979 when he averaged 18.8 points and 7.9 rebounds per game.



John Hollinden

- NABC (Third team), 1981
- *Basketball Weekly Magazine*, (second team), 1981
- NCAA II Great Lakes Region All-Tournament, 1980
- GLVC Player of the Year, 1981
- First-team All-GLVC, 1980
- First-team All-GLVC, 1981

John Hollinden, a 7'6" center, was USI's second All-American after averaging 15.7 points and 8.6 rebounds in 1980-81.



Cully Nelson

- NABC, Honorable Mention, 1983
- NABC, All-Great Lakes Region (First team), 1983
- Second-team All-GLVC, 1982
- First-team All-GLVC, 1983

Cully Nelson earned All-America honors when he averaged 17.1 points and 9.0 rebounds per game in 1982-83.



Robin Clark

- Honorable Mention, 1990
- All-Great Lakes Region (second team), 1990
- Second-team All-GLVC, 1990

Robin Clark averaged 14.1 points, 3.1 assists, and 2.5 rebounds per game en route to earning All-America honors in 1989-90.



University of Southern Indiana

BASKETBALL ALL-AMERICANS



Chris Johnson

- Honorable mention All-American, 1990
- All-Great Lakes Region (second team), 1990

Chris Johnson led USI with 15.3 points and 4.1 assists per game as he earned All-America honors in 1989-90.



Tyrone Tate

- *USA Today/Don Hansen's Weekly Basketball Gazette* (second team) 1994
- *Division II Bulletin* (third team) 1994
- NCAA II Elite Eight All-Tournament, 1994
- NCAA II Great Lakes Regional All-Tournament, 1994
- All-Great Lakes Region (first team) 1994
- All-GLVC 1993 (second team) 1994 (first team)
- GLVC Newcomer of the Year 1993

Tyrone Tate earned a pair of All-America honors after averaging 15.8 points and 8.4 assists per game to position the Eagles to within one win of a national title in 1993-94.



Chris Bowles

- *Division II Bulletin* NCAA Division II Player of the Year 1994
- First-team All-American (*Division II Bulletin, Basketball Times*), 1994
- All-American (*USA Today/Don Hansen's Weekly Basketball Gazette*), 1994
- Third-team NABC All-American, 1993, 1994
- Second-team All-American (*Basketball Times*), 1993
- Honorable mention All-American (*Division II Bulletin*), 1992, 1993
- First-team All-Great Lakes Region, 1991, 1992, 1993, 1994
- NCAA Great Lakes Region All-Tournament, 1993, 1994
- NCAA Great Lakes Region Tournament Most Outstanding Player, 1994
- GLVC Player of the Year, 1994
- GLVC Newcomer of the Year, 1991
- First-team All-GLVC 1991, 1992, 1993, 1994

Chris Bowles was the NCAA II Player of the Year in 1993-94 when he averaged 19.4 points and 9.7 rebounds per game. He also earned All-America honors in 1992-93 and 1991-92.



Stan Gouard

- NABC Player of the Year, 1995, 1996
- First-team All-American, 1995, 1996
- Honorable mention All-American, (*USA Today/Don Hansen's Weekly Basketball Gazette*), 1994
- Honorable mention All-American, (*Division II Bulletin*), 1994
- NCAA II Elite Eight Most Outstanding Player, 1994
- NCAA II Great Lake Regional All-Tournament, 1994, 1995
- GLVC Newcomer of the Year, 1994
- First-team All-GLVC, 1994, 1995, 1996
- First-team All-Great Lakes Region, 1995, 1996
- Second-team All-Great Lakes Region, 1994

Stan Gouard became the first player in school history to repeat as the NCAA II Player of the Year. He averaged 18.6 points and 7.8 rebounds in three seasons in a USI uniform.



University of Southern Indiana

BASKETBALL ALL-AMERICANS



Chad Gilbert

- First-team All-American (*Basketball Times* and *College Sports*), 1996
- Second-team All-American (CoSIDA), 1996
- First-team All-Great Lakes Region (NABC), 1996
- GLVC Player of the Year, 1996
- First-team All-GLVC, 1996
- Honorable Mention All-GLVC, 1995
- NCAA II Great Lakes Region Tournament Most Outstanding Player, 1995
- NCAA II Elite Eight All-Tournament Team, 1995


Chad Gilbert was an All-American and GLVC Player of the Year in 1995-96 after averaging 17.4 points and 7.5 rebounds per contest.



Jeremy Pearson

- Honorable mention All-American *Division II Bulletin*, 1998
- First-team All-GLVC, 1998
- Second-team All-GLVC, 1997
- Disney Division II Tip-Off Classic All-Tournament


Jeremy Pearson was the 10th player in the program's storied history to earn All-America honors when he recorded 17.1 points and 5.2 rebounds per contest in 1997-98.



Derrick Lyons

- First-team All-American (*Division II Bulletin*), 2001
- Second-team All-American (*Basketball Times*), 2001
- Third-team All-American (NABC), 2001
- All-Great Lakes Region (Dacktronics); 2000, 2001
- GLVC Player of the Year, 2001
- First-team All-GLVC, 2001
- Second-team All-GLVC, 2000
- NCAA II Great Lakes Regional All-Tournament, 2000
- Great Lakes Valley Conference All-Tournament, 2000, 2001

Derrick Lyons averaged 17.0 points, 3.6 rebounds, and 3.0 assists per game when he earned All-America honors in 2000-01.



Diond're Givens

- Honorable mention All-American (*Division II Bulletin*), 2003
- All-Great Lakes Region (NABC and Daktronics), 2003
- NCAA II Great Lakes Region All-Tournament, 2003
- First-team All-GLVC, 2003

Diond're Givens led the Eagles to within one win of a trip to the NCAA II Elite Eight when he earned All-America honors in 2002-03. He averaged 14.6 points and 4.5 rebounds per game.



University of Southern Indiana

BASKETBALL ALL-AMERICANS



Randy Holbrook

- Honorable mention All-American (*Division II Bulletin* and *Basketball Times*), 2005
- All-Great Lakes Region (NABC and Daktronics), 2005
- First-team All-GLVC, 2005
- GLVC Tournament Most Outstanding Player, 2005


Randy Holbrook, the CBS/Chevrolet Player of the Game in 2004 NCAA II Championship game, earned All-America honors in 2004-05 after posting 16.2 points and 6.6 rebounds per game.



Chris Thompson

- First-team All-American (*Basketball Times*), 2006
- Second-team All-American (*Division II Bulletin* and Daktronics), 2006
- First-team All-Great Lakes Region (NABC and Daktronics), 2006
- *Division II Bulletin* Player of the Month (twice), 2006
- Daktronics Great Lakes Region Player of the Year, 2006
- co-GLVC Player of the Year, 2006
- First-team All-GLVC, 2006
- *Division II Bulletin* Player of the Month (twice), 2006
- GLVC Player of the Week (4 times), 2005-06
- Honorable mention All-GLVC, 2005

Chris Thompson was the co-GLVC Player of the Year and an All-American after recording 16 double-doubles in 2005-06. He averaged 18.3 points and 9.8 rebounds per game during his senior year.



Rashard Sullivan

- Honorable mention All-American (*Division II Bulletin*), 2007
- Disney Division II Tip-Off Classic Most Outstanding Player, 2006
- First-team All-Great Lakes Region NABC, 2007
- Second-team All-Great Lakes Region Daktronics, 2007
- First-team All-GLVC, 2007

Rashard Sullivan dazzled USI fans with spectacular dunks and frustrated USI opponents with superb post-play in 2006-07 en route to earning All-America honors.



Norman Plummer

- Honorable Mention All-American (*Division II Bulletin*), 2008
- Second-team All-Great Lakes Region (NABC and Daktronics), 2008
- First Team All-GLVC, 2008
- *Division II Bulletin* Player of the Month (December), 2007

Norman Plummer became the first USI men's basketball player to lead the GLVC in scoring (19.5 ppg) in 24 years. He also was second in the GLVC with 10.7 rebounds per contest.



University of Southern Indiana

BASKETBALL ALL-AMERICANS



Jamar Smith

- *Basketball Times* Division II Player of the Year, 2010
- First-team All-American (*Basketball Times*, *Division II Bulletin*), 2010
- Second Team All-American (Daktronics), 2010
- NABC All-American, 2010
- Honorable Mention All-American (*Division II Bulletin*), 2009
- *Division II Bulletin* Player of the Month (December), 2009
- Daktronics Midwest Region Player of the Year, 2010
- NABC first-team All-District, 2010
- Daktronics first-team All-Region, 2010
- GLVC Player of the Year, 2010
- First-team All-GLVC, 2009, 2010

Jamar Smith set the school's all-time career record for scoring average when he put up 20.2 points per game during his two seasons in a USI uniform.



Mohamed Ntumba

- *Division II Bulletin* Honorable mention American, 2011
- First-team All-GLVC, 2011
- GLVC All-Tournament, 2011
- All-Midwest Region, 2011
–NABC (first team)
–Daktronics (second team)

Mohamed Ntumba averaged 14.0 points and 8.3 rebounds per game during his senior year in 2011-12 as he became the 18th USI player to earn All-America honors.



Brandon Hogg

- Honorable Mention All-American (*Division II Bulletin*), 2012
- First-team NABC All-District, 2012
- Second-team Daktronics All-Midwest Region, 2012
- First-team All-GLVC, 2012
- All-GLVC Tournament, 2011, 2012

Brandon Hogg became the 19th player in the program's history to earn All-America honors after averaging 16.5 points per game as a senior in 2011-12.



Keith DeWitt

- Honorable Mention All-American (*Division II Bulletin*), 2013
- First-team NABC All-District, 2013
- First-team Daktronics All-Midwest Region, 2013
- First-team All-GLVC, 2013
- GLVC All-Defensive, 2013
- All-GLVC Tournament, 2013

Keith DeWitt averaged 14.9 points and 8.9 rebounds per game during his senior season as he became the 20th USI player to earn All-America honors.



University of Southern Indiana

BASKETBALL ALL-AMERICANS



Aaron Nelson

- First Team All-American (*Division II Bulletin, Basketball Times, NABC, and Daktronics*), 2014
- Daktronics Midwest Region Player of the Year, 2014
- First Team NABC All-District, 2014
- First Team Daktronics All-Midwest Region, 2014
- GLVC Player of the Year, 2014
- First Team All-GLVC, 2014

Aaron Nelson averaged 19.3 points and 12.7 rebounds per game in 2013-14. He set school records for most rebounds in a game (27) and a season (368) during his senior year.



Jeril Taylor

- All-American (*NABC, Basketball Times (2nd Team), Division II Bulletin*), 2017
- First Team NABC All-District, 2017
- First Team Daktronics All-Midwest Region (D2CCA), 2017
- GLVC Player of the Year, 2017
- First Team All-GLVC, 2017

Jeril Taylor averaged 19.6 points and 8.3 rebounds per game in 2016-17. He set school record by scoring 50 points in the win at Truman State University.



University of Southern Indiana BASKETBALL RECORD BOOK

USI Men's Basketball All-Time Records

Career: Leading Scorers

1. Stephen Jackson (1983-87)	2,216
2. Chris Bowles (1990-94)	2,169
3. Stan Gouard (1993-96)	1,619
4. Cris Brunson (2001-05)	1,562
5. Billy Harris (1999-2004).....	1,381
6. Ilo Mutombo (1987-91)	1,352
7. Ernie Brothers (1973-76)	1,268
8. Diond're Givens (1999-2003).....	1,262
9. DeJuan Rowser (1974-77)	1,226
10. Geoff Van Winkle (2003-07)	1,202
11. Cully Nelson (1979-83)	1,198
12. Cortez Collins (1975-79)	1,140
13. John Brown (1978-82)	1,105
14. Kelly Williams (1979-83).....	1,094
15. Craig Martin (1990-94)	1,066
16. Robin Clark (1985-90).....	1,058
17. Jeril Taylor (2015-17).....	1,055
18. Dan Labhart (1976-80)	1,041
19. Chad Gilbert (1994-96).....	1,011
20. Brandon Hogg (2008-12).....	994
21. Chris Thompson (2004-06).....	984
22. Jeremy Pearson (1996-98).....	972
23. Ryan Kelley (1996-2000).....	967
Scott Taylor (1992-97)	967
25. Melvin Hall (2005-07).....	966
28. Alex Stein (2015-Present).....	954

Career: Leading Rebounders

1. Chris Bowles, (1990-94)	1,129
2. Ilo Mutombo (1987-91)	917
3. Cully Nelson (1979-83)	790
4. Billy Harris (1999-2004)	782
5. Stan Gouard (1993-96)	702
6. DeJuan Rowser (1974-77)	691
7. Chris Thompson (2004-06)	625
8. Julian Hall III (1985-87)	565
Diond're Givens (1999-2003).....	565
10. Cortez Collins (1975-79)	564
11. John Brown (1978-82)	540
12. Taylor Wischmeier (2010-14).....	528
13. Dennis Humphrey (1987-91)	487
14. Aaron Nelson (2012-14)	486
15. Bob Grannan (1970-74)	485
John Hollinden (1979-81)	485
17. Emanuel Rowser (1975-79)	460
18. Kimon Green (1998-2001)	458
19. Terry Kirchoff (1972-76).....	457
20. Jeril Taylor (2015-17).....	446
21. Kelly Williams (1979-83).....	445
22. Randy Curl (1976-78)	440
23. Chad Gilbert (1994-96).....	431
Geoff Van Winkle (2003-07)	431
24. Mohamed Ntumba (2009-2011).....	416

Career: Leaders in Games Played

1. Geoff Van Winkle (2003-07)	133
2. Cris Brunson (2001-05)	129
3. Billy Harris (1999-2004)	126
4. Ryan Kelley (1996-00)	123
Diond're Givens (1999-2003).....	123
Taylor Wischmeier (2010-14).....	123

Career: Most Field Goals Made


1. Stephen Jackson (1983-87)	954
2. Chris Bowles (1990-94)	901
3. Stan Gouard (1993-96)	634
4. Diond're Givens (1999-2003).....	556
5. Ilo Mutombo (1987-91)	537

Career: Most Field Goals Attempted

1. Stephen Jackson (1983-87)	1,930
2. Chris Bowles (1990-94)	1,238
3. DeJuan Rowser (1974-77)	1,134
4. Cortez Collins (1975-79)	1,196
5. Cris Brunson (2001-05).....	1,154

Career: Most Free Throws Made

1. Billy Harris (1999-2004)	353
2. Chris Bowles (1990-94)	333
3. Stan Gouard (1993-96)	326
4. Cris Brunson (2001-05).....	317
5. Wayne Houston (1996-98).....	298



Stephen Jackson was the GLVC Player of the Year in 1985 after averaging a school-record 21.4 points per game. Despite playing two years without the benefit of the three-point arc, Jackson is still the Screaming Eagles' all-time scoring leader with 2,216 career points.

Career: Most Free Throws Attempted

1. Chris Bowles (1990-94)	520
2. Stan Gouard (1993-96)	503
3. Billy Harris (1999-2004).....	482
4. Wayne Houston (1996-98).....	420
5. DeJuan Rowser (1974-77)	388

Career: Most 3-point Field Goals Made

1. Geoff Van Winkle (2003-07)	296
2. Cris Brunson (2001-05).....	237
3. Bobo Drummond (2014-17).....	208
4. Jamar Smith (2008-10).....	189
5. Melvin Hall (2005-07)	185

Career: Most 3-point Field Goals Att.

1. Geoff Van Winkle (2003-07)	502
2. Cris Brunson (2001-05).....	581
3. Melvin Hall (2005-07)	425
4. Jamar Smith (2009-10).....	423
5. Ryan Kelley (1996-00)	409

Career: Most Assists

1. Marc Hostetter (1993-97)	498
2. Tyrone Tate (1992-94).....	431
3. Kent Payne (1982-84)	425
4. Jeff Embrey (1984-86).....	403
5. Lawrence Thomas (2009-14)	368

Career: Most Steals

1. Stan Gouard (1993-96)	175
2. Stephen Jackson (1983-87)	168
3. Marc Hostetter (1993-97)	153
4. Cris Brunson (2001-05).....	132
5. Robin Clark (1985-90).....	130

Career: Most Blocks

1. John Hollinden (1979-81)	363
2. Kimon Green (1998-2001)	170
3. Chris Bowles (1990-94)	149
4. Tyrone Bradshaw (2008-10)	137
5. Ilo Mutombo (1988-91).....	128

GAME and SEASON RECORDS (INDIVIDUAL)

Most Points

Game-(50) Jeril Taylor at Truman State., 1/12/17
Half-(35) Jeril Taylor at Truman State., 1/12/17
At the PAC-(40) Jamar Smith vs. Ill. Springfield, 1/2/10
Season-(623) Stan Gouard, 1994-95

Most Rebounds

Game-(27) Aaron Nelson vs. Kentucky St., 12/7/13
Season-(368) Aaron Nelson, 2013-14

Most Assists

Game-(17) Tyrone Tate vs. IPFW, 2/10/94
Season-(270) Tyrone Tate, 1993-94

Double-Doubles

Season-24 Aaron Nelson, 2013-14
Career-57 Chris Bowles, 1990-94

Triple-Doubles

Season-2 John Hollinden, 1980-81
Career-3 John Hollinden, 1979-81

Field Goals Made

Game-(19) Chris Bowles at Northern Ky., 2/14/91
Season-(256) Stephen Jackson, 1984-85

Field Goals Attempted

Game-(30) Stephen Jackson vs. St. Joseph's, 1/26/84
Season-(500) Stephen Jackson, 1983-84

Free Throws Made

Game-(20) Duron Hebron vs. Kentucky St., 2/13/93
Season-(267) Alex Stein, 2016-17
Consecutive FTs-(44) Geoff Van Winkle, 2005-07

Free Throws Attempted

Game-(26) Duron Hebron vs. Kentucky St., 2/13/93
Season-(309) Alex Stein, 2016-17

Three-Point Field Goals Made

Game-(10) Jamar Smith, 1/9/10
Season-(108) Jamar Smith, 2009-10

Most Blocked Shots

Game-(17) John Hollinden vs. Ky. Wesleyan, 1/24/81
Season-(199) John Hollinden, 1980-81



University of Southern Indiana BASKETBALL RECORD BOOK



Chris Brunson ranks second all-time at USI in games played and fourth in scoring.

Most Steals

Game–(8) Alan Goff vs. vs. SIU Edwardsville, 1/30/03
 –(8) Stan Gouard vs. Bellarmine, 1/27/94
 vs. Indianapolis, 3/8/96
 –(8) Scott Boyden vs. Lewis, 2/24/95
Season–(66) Stan Gouard, 1994-95

Three-Point Field Goals Attempted

Game–(16) Jamar Smith vs. Maryville, 1/9/10
Season–(253) Jamar Smith, 2009-10

Three-Point Field Goal Percentage

Game (Min. 6 Attempts)
 –(1.000, 9-9) Jeril Taylor vs. Truman State, 1/12/17
 –(1.000, 6-6) Geoff Van Winkle vs. UMSL, 2/14/04
 –(1.000, 6-6) Matt Carter vs. UMSL, 2/8/01
Season (Min. 50 Attempts)
 –(.558, 29-52) Brian Huebner, 1993-94*
Career–(460, 143-311) Matt Carter, 1998-2002
 *Todd Jones (.533, 56/105) won the NCAA II Three-Point Field Goal Percent Championship in 1993-94 because Huebner did not have enough attempts to qualify.

Field Goal Percentage

Game (Min. 9 FGA)
 –(1.000, 9-9) Chris Thompson, vs. Bellarmine, 1/5/06
 –(1.000, 9-9) Clarence Chillers vs. St. Joseph's, 3/6/03
 –(1.000, 9-9) John Oden, vs. Ferris State, 12/20/03
Season–(.678, 242-357) Stan Gouard, 1993-94
Career–(.632, 511/808) Billy Harris, 1999-2004

Best Free Throw Percentage

Game (Min. 11 FTA)
 –(1.000, 13-13) Marc Hostetter vs. UIndy, 2/27/97
 –(1.000, 12-12) Randy Holbrook vs. Lewis, 12/2/04
 –(1.000, 12-12) Cris Brunson vs. Brescia, 12/29/01
 –(1.000, 11-11) Stephen Jackson vs. Lewis, 2/21/85
Season–(.914, 32-35) Geoff Van Winkle, 2005-06
Career–(.903, 130-144) Geoff Van Winkle (2003-07)

Highest Scoring Average

Season–(21.4) Stephen Jackson, 1984-85
Career–(20.2) Jamar Smith, 2008-10
 –(19.6) Stephen Jackson, 2008-10

Highest Rebound Average

Season–(12.7) Aaron Nelson, 2013-14
Career (Min. 2 seasons)–(11.0) Aaron Nelson, 2012-14

Highest Assist Average

Season–(9.1) Kent Payne, 1983-84
Career (Min. 2 seasons)–(7.6) Kent Payne, 1982-84

TEAM RECORDS

Most Points

Game–(153) vs. Maryville, 1/9/10
First Half–(75) vs. Ferris State, 12/29/00
Second Half–(84) vs. Maryville, 1/9/10
Game/Both Teams
 –(259, 134-125) vs. Northern St., 11/15/97
Season–(3,255) 1993-94

Most Field Goals Made

Game–(57) vs. Indiana Central, 3/3/83
Season–(1,171) 1993-94

Most Field Goals Attempted

Game–(106) vs. Maryville, 1/9/10
Season–(2,244) 1994-95

Most Free Throws Made

Game–(40) vs. St. Joseph's, 1/11/97
Season–(745) 1994-95

Most Free Throws Attempted

Game–(57) vs. Denver, 12/19/96
Season–(1,043) 1994-95

Consecutive Free Throws Made

Game–(25-25) vs. Wisconsin-Parkside, 1/25/03
Streak–(37) 2002-03

Three-Point Field Goals Made

Game–(23) vs. Maryville, 1/9/10
Season–(303) 2003-04

Three-Point Field Goals Attempted

Game–(45) vs. Maryville, 1/9/10
Season–(749) 2004-05

Best Field Goal Percentage

Game (Min. 10 FTA)
 –(.770, 57-74) vs. Indiana Central, 1983
Season–(.547, 1,171-2,142) 1993-94*
 *Best in the Nation

Best Free Throw Percentage

Game–(1.000, 25-25) vs. UW-Parkside, 1/25/03
 –(1.000, 19-19) vs. Missouri-St. Louis, 2/1/07
 –(1.000, 12-12) vs. Lewis, 1/2/03
Season–(.754, 513-680) 2016-17

Best Three-Point Field Goal Percentage

Game–(.813, 13-16) vs. Saint Joseph's, 3/5/05
Season–(.437, 215-492) 1993-94

Most Rebounds

Game–(84) vs. Marian, 1978
Season–(1,421) 1997-98

Most Assists


Game–(38) vs. Maryville, Jan. 9, 2010
Season–(651) 1993-94

Most Steals

Game–(23) vs. Maryville, December 20, 2008
Season–(371) 1994-95

Miscellaneous

Widest Margin of Victory
 –(75) vs. Manchester (111-36), 11/29/86
Most 100-point Games–(18) 1993-94
Most Victories in a Season–(29) 1994-95; 2006-07
Longest Winning Streak–(23) 2009-10
Best Season Record–(24-3, .889) 2009-10
Most GLVC Wins in a Season
 –(18) 1995-96; 2000-01; 2004-05
Best GLVC Season Record
 –(18-2, .900) 1997-98; 2000-01; 2004-05
Highest Scoring Average–(101.7) 1993-94
Lowest Score in a Victory
 –(46, 46-34) vs. Roanoke, 12/20/77
Lowest Opponent Score
 –(34, 46-34) vs. Roanoke, 12/20/77
Lowest Opponent Score in a half
 –(7) vs. Lewis, 3/1/07



Kimon Green finished his career at USI ranked second all-time in blocks and 13th in rebounding. The Eagles were 77-16 during Green's three years in a USI uniform.



University of Southern Indiana BASKETBALL RECORD BOOK

INDIVIDUAL HONORS

All-Americans

- Cortez Collins
- John Hollinden
- Cully Nelson
- Robin Clark
- Chris Johnson
- Chris Bowles
- Tyrone Tate
- Stan Gouard
- Chad Gilbert
- Jeremy Pearson
- Derrick Lyons
- Diond're Givens
- Randy Holbrook
- Chris Thompson
- Rashard Sullivan
- Norman Plummer
- Jamar Smith
- Mohamed Ntumba
- Brandon Hogg
- Keith DeWitt
- Aaron Nelson
- Jeril Taylor

Eagles Who Entered the Pro Ranks

- Randy Curl (Class of '78)**
-Helsinki, Finland (Europe), 1979-83
- Cortez Collins (Class of '79)**
-Drafted by Chicago Bulls (NBA)
- John Hollinden (Class of '81)**
-Drafted by Dallas Mavericks (NBA)
- Clarence James (Class of '83)**
-Drafted by Detroit Spirits (CBA)
- Kelly Williams (Class of '83)**
-Sweden (Europe), 1983
- Mike Wright (Class of '86)**
-Adelaide (Australia)
- Julian Hall III (Class of '87)**
-Club Corres (Mexico)
- Chris Johnson (Class of '90)**
-Holland, Argentina
- Chris Bowles (Class of '94)**
-Columbia
- Cortez Barnes (Class of '95)**
-Sweden
- Stan Gouard (Class of '96)**
-Portland (USBL) (Drafted 3rd Round)
- Jeremy Pearson (Class of '98)**
-South America
- Wayne Houston (Class of '98)**
-Jalaa
- Rod Gatson (Class of '98)**
-Portugal (Almada)
- Leighton Nash (Class of '99)**
-Spain (Assumptes)
- Brandon Hughes (Class of '00)**
-Poland (Unia/Wisla)
- Habib Ademi (Class of '00)**
-Kosovo (Mabetex P.)
- Derrick Lyons (Class of '01)**
- Ronnie Griffin (Class of '02)**
-Finland (Team Componenta)
- Diond're Givens (Class of '03)**
-Switzerland (Geneva Devils)
- John Oden (Class of '04)**
-NBA (Indiana Pacers-Summer)
- Randy Holbrook (Class of '05)**
-Nebraska Cranes (USBL, third round)

Reque Newsome (Class of '05)

- Club Atletico Olimpia (Uruguay)
- Chris Thompson (Class of '06)**
-NVV Lions Monchengladbach (Germany)
- Danny Gibson (Class of '06)**
-NVV Lions Monchengladbach (Germany)
- Melvin Hall (Class of '07)**
-Phoenix Hagen (Germany)
- Rashard Sullivan (Class of '07)**
-Allianz Swans Gmunden (Austria)
- Norman Plummer (Class of '07)**
-FC Schalke 04 (Germany)
- Jamar Smith (Class of '10)**
-Maine Red Claws (NBA D-League)
- C.J. Trotter (Class of '11)**
-BC Energie Zwickau (Germany)
- Brandon Hogg (Class of '12)**
-Noerdlingen (Germany)
- Aaron Nelson (Class of '14)**
-Los Leones (Chile)

NCAA II Player of the Year

- Chris Bowles (*Division II Bulletin*) 1994
- Stan Gouard (NABC) 1995, 1996
- Jamar Smith (*Basketball Times*) 2010

Region Player of the Year

- Chris Thompson (Daktronics) 2006
- Jamar Smith (Daktronics) 2010
- Aaron Nelson (Daktronics) 2014

Division II Bulletin Player of the Month

- Wayne Houston December 1997
- Randy Holbrook January 2005
- Chris Thompson November 2005
- January 2006
- Jamar Smith December 2009
- Aaron Nelson December 2013
- Jeril Taylor January 2017

NCAA Elite Eight All-Tournament Selections

- Tyrone Tate 1994
- Stan Gouard 1994
- Chad Gilbert 1995
- Brian Huebner 1995
- Joe Gordon 2004
- Cris Brunson 2004

NCAA Elite Eight Most Outstanding Players

- Stan Gouard 1994

CBS/Chevrolet Most Valuable Players

- Stan Gouard 1994
 - Cortez Barnes 1995*
 - Randy Holbrook 2004
- *USI won NCAA II National Championship

NCAA Regional All-Tournament Selections

- Cortez Collins 1978
- John Hollinden 1980
- Dan Labhart 1980
- John Brown 1981
- Stephen Jackson 1985
- Jeff Embrey 1985
- Julian Hall III 1987
- Chris Bowles 1993, 1994
- Tyrone Tate 1994
- Stan Gouard 1994, 1995, 1996
- Chad Gilbert 1995
- Brian Huebner 1995

NCAA Regional All-Tournament selections cont...


- Marc Hostetter 1997
- Leighton Nash 1998, 1999
- Jeremy Pearson 1998
- Junior Bond 1999
- Brandun Hughes 2000
- Derrick Lyons 2000
- Marlowe Currie 2001
- Diond're Givens 2003
- Billy Harris 2003
- Cris Brunson 2004
- Randy Holbrook 2004
- Joe Gordon 2004
- Chris Thompson 2006
- Danny Gibson 2006

NCAA Regional Most Outstanding Players

- Chris Bowles 1994
- Chad Gilbert 1995
- Cris Brunson 2004

All-Region Team

- Stephen Jackson 1985 (1st Team)
- 1986 (1st Team)
- 1987 (1st Team)
- Jeff Embrey 1985 (2nd Team)
- Julian Hall III 1986 (1st Team)
- 1987 (1st Team)
- Robin Clark 1990 (2nd Team)
- Chris Johnson 1990 (2nd Team)
- Chris Bowles 1991 (1st Team)
- 1992 (1st Team)
- 1993 (1st Team)
- 1994 (1st Team)
- Tyrone Tate 1994 (1st Team)
- Stan Gouard 1994 (2nd Team)
- 1995 (1st Team)
- Chad Gilbert 1996 (1st Team)



Melvin Hall earned second-team All-GLVC and All-Region honors in 2006-07 after setting a school record by connecting on 103 three-point field goals.



University of Southern Indiana

BASKETBALL RECORD BOOK



Cortez Barnes was instrumental in USI's 1995 national championship run. He was named the CBS/Chevrolet Player of the Game after scoring 14 points and grabbing 10 rebounds in the national championship game.

continued on next page...

All-Region continued...

Leighton Nash	1999 (2nd Team)
Brandun Hughes	2000 (2nd Team)
Habib Ademi	2000 (2nd Team)
Derrick Lyons	2000 (2nd Team)
	2001 (2nd Team)
Marlowe Currie	2001 (2nd Team)
Ronnie Griffin	2002 (2nd Team)
Diond're Givens	2003 (2nd Team)
Randy Holbrook	2005 (2nd Team)
Chris Thompson	2006 (1st Team)
Rashard Sullivan	2007 (1st Team)
Melvin Hall	2007 (2nd Team)
Norman Plummer	2008 (1st Team)
Jamar Smith	2009 (1st Team)
	2010 (1st Team)
Mohamed Ntumba	2011 (1st Team)
Brandon Hogg	2012 (1st Team)
Keith DeWitt	2013 (1st Team)
Aaron Nelson	2014 (1st Team)
Aaron Nelson	2014 (1st Team)
Jeril Taylor	2017 (1st Team)

All-Great Lakes Valley Conference Team

Cortez Collins	1979 (1st Team)
John Hollinden	1980 (1st Team)
	1981 (1st Team)
John Brown	1980 (2nd Team)
	1981 (1st Team)
Cully Nelson	1982 (2nd Team)
	1983 (1st Team)
Jeff Embry	1985 (1st Team)
Stephen Jackson	1984 (1st Team)
	1985 (1st Team)
	1986 (1st Team)
	1987 (1st Team)
Julian Hall III	1986 (1st Team)
	1987 (1st Team)
Robin Clark	1990 (2nd Team)
Chris Johnson	1990 (2nd Team)
Ilo Mutombo	1990 (H.M.)
	1991 (H.M.)
John Schellenberg	1991 (H.M.)

Chris Bowles	1991 (1st Team)
	1992 (1st Team)
	1993 (1st Team)
	1994 (1st Team)
Tyrone Tate	1993 (2nd Team)
	1994 (1st Team)
Stan Gouard	1994 (1st Team)
	1995 (1st Team)
	1996 (1st Team)
Chad Gilbert	1995 (H.M.)
	1996 (1st Team)
Brian Huebner	1995 (H.M.)
Cortez Barnes	1995 (H.M.)
Marc Hostetter	1996 (H.M.)
	1997 (H.M.)
Johnny Moore	1997 (1st Team)
Jeremy Pearson	1997 (2nd Team)
	1998 (1st Team)
Scott Taylor	1997 (H.M.)
Wayne Houston	1998 (2nd Team)
Leighton Nash	1999 (1st Team)
Junior Bond	1999 (1st Team)
Brandun Hughes	2000 (1st Team)
Habib Ademi	2000 (2nd Team)
Derrick Lyons	2000 (2nd Team)
	2001 (1st Team)
Marlowe Currie	2001 (1st Team)
LaJuan Christon	2001 (H.M.)
Ronnie Griffin	2002 (1st Team)
Cris Brunson	2002 (H.M.)
	2003 (H.M.)
	2005 (H.M.)
Billy Harris	2003 (2nd Team)
	2004 (2nd Team)
Diond're Givens	2003 (1st Team)
John Oden	2003 (2nd Team)
Randy Holbrook	2005 (1st Team)
David Bryant	2005 (H.M.)
Chris Thompson	2005 (H.M.)
	2006 (1st Team)
Geoff Van Winkle	2005 (H.M.)
Danny Gibson	2006 (H.M.)
Melvin Hall	2006 (H.M.)
	2007 (2nd Team)
Rashard Sullivan	2007 (1st Team)
Kenny Page	2007 (H.M.)
Norman Plummer	2008 (1st Team)
Jamar Smith	2009 (1st Team)
	2010 (1st Team)
Anthony Pimble	2009 (2nd Team)
Brandon Russ	2009 (3rd Team)
Tyrone Bradsahw	2010 (2nd Team)
Jeron Lewis	2010 (3rd Team)
Mohamed Ntumba	2011 (1st Team)
C.J. Trotter	2011 (2nd Team)
Kevin Gant	2011 (Third Team)
Brandon Hogg	2012 (1st Team)
Keith DeWitt	2013 (1st Team)
Orlando Rutledge	2013 (2nd Team)
Aaron Nelson	2014 (1st Team)
Bobo Drummond	2016 (2nd Team)
Jeril Taylor	2017 (1st Team)
Alex Stein	2017 (1st Team)

GLVC All-Defensive Team

Kenyon Smith	2012, 2013
Keith DeWitt	2013
Gavin Schumann	2014
Cortez Macklin	2017

GLVC Player of the Year

John Hollinden	1981
Stephen Jackson	1984, 1985
Chris Bowles	1994
Chad Gilbert	1996
Derrick Lyons	2001
Chris Thompson	2006
Jamar Smith	2010
Aaron Nelson	2014
Jeril Taylor	2017


GLVC Freshman/Newcomer of the Year

** changed to Freshman of the Year in 1997*

Jeff Embrey	1985
Julian Hall III	1986
Chris Bowles	1991
Tyrone Tate	1993
Stan Gouard	1994
Cortez Barnes	1995
Cris Brunson	2002
Geoff Van Winkle	2004
Alex Stein	2016

GLVC All-Tournament Team

Leighton Nash	1999
Kimon Green	2000
Derrick Lyons	2000, 2001
Marlowe Currie	2001
Ronnie Griffin	2002
Clarence Chillers	2003
Billy Harris	2004
Randy Holbrook	2005
Carl Richburg	2005
Melvin Hall	2007
Kenny Page	2007
Jamar Smith	2009
Mohamed Ntumba	2011
Brandon Hogg	2011, 2012
Isaac McClure	2012
Keith DeWitt	2013



Billy Harris played in 126 games and ranks fifth all-time at USI in career points (1,381) and fourth all-time at USI in career rebounds (782).



University of Southern Indiana

BASKETBALL RECORD BOOK



A two-time Academic All-GLVC honoree, **Mike Arnold** worked his way from a walk-on role to become one of USI's top players off the bench on its national finalist team in 2003-04.



Isaac McClure was named the GLVC Tournament's Most Outstanding Player in 2012 after averaging 19.0 points and 11.5 rebounds in USI's semifinal and championship victories.



Lawrence Thomas finished his career at USI ranked fifth all-time in career assists (368). He played an integral role in two GLVC Tournament championship squads.

Orlando Rutledge.....	2013
Aaron Nelson.....	2014
Lawrence Thomas.....	2014

GLVC Tournament Most Outstanding Player

Randy Holbrook.....	2005
Melvin Hall.....	2007
Isaac McClure.....	2012
Aaron Nelson.....	2014

GLVC Player of the Week

Cully Nelson.....	1983
Chuck Gains.....	1984
Steven Jackson.....	1984, 1985, 1987
Jeff Embrey.....	1985
Andre Whitlow.....	1986
Julian Hall III.....	1986
Andre Jackson.....	1987
Illo Mutombo.....	1989
Chris Bowles.....	1991 (Three Times)
.....	1993 (Two Times)
.....	1994
Duron Hebron.....	1992
Tyrone Tate.....	1994 (Two Times)
Stan Gouard.....	1995 (Two Times)
.....	1996 (Two Times)
Chad Gilbert.....	1996 (Four Times)
Johnny Moore.....	1997
Marc Hostetter.....	1997
Wayne Houston.....	1998
Junior Bond.....	1999
Leighton Nash.....	1999
Derrick Lyons.....	2000, 2001
Habib Ademi.....	2000
Brandun Hughes.....	2000
Marlowe Currie.....	2001
Ronnie Griffin.....	2002
Billy Harris.....	2003

GLVC Player of the Week continued...

Randy Holbrook.....	2004
.....	2005 (Two Times)
Carl Richburg.....	2005
Chris Thompson.....	2006 (Four Times)
Melvin Hall.....	2006
Jamar Smith.....	2009 (Two Times)
.....	2010 (Two Times)
Marvin Gray.....	2009
Brandon Russ.....	2009
Anthony Pimble.....	2009
Tyrone Bradshaw.....	2010
Gerald Fulton.....	2011
Mohamed Ntumna.....	2011 (Two Times)
Orlando Rutledge.....	2013
Aaron Nelson.....	2013
.....	2014 (Two Times)
Keith DeWitt.....	2013 (Two Times)
Gavin Schumann.....	2014, 2015
Jeril Taylor.....	2017 (Four Times)
Alex Stein.....	2017

Academic All-GLVC Team

Brad Fraser.....	1984
Bradley Pemberton.....	1985
Dave Moran.....	1986, 1987
P.K. Falkenstein.....	1987, 1988, 1989
Antonio Reyes.....	1987
Chris Schafer.....	1988
Craig Martin.....	1992, 1993, 1994
Chris Bowles.....	1993, 1994
Todd Jones.....	1993
Stu Sheets.....	1993
Neil Coyle.....	1994, 1995, 1996
Jeff Doyle.....	1994
Scott Taylor.....	1994
Marc Hostetter.....	1995, 1997
Jason Dominick.....	1996

Tim Tooley.....	1997, 1998, 1999
Ryan Kelley.....	1998, 1999
Habib Ademi.....	1999
John Bucher.....	1999

Academic All-GLVC continued...

Josh Kain.....	1999, 2000
Kent Stackhouse.....	1999
Mike Arnold.....	2002, 2004
Carl Richburg.....	2005
Mike Kalicak.....	2006, 2007
Shane Sims.....	2006
Drew Glover.....	2007, 2008
Brent Owen.....	2007, 2008, 2009
Rashard Sullivan.....	2007
Eduardo Gallina.....	2011
Brandon Hogg.....	2012
Evan Brinkmeyer.....	2013
Ben Jones.....	2013
DeAndre McCamey.....	2013
Manny Ogunfolu.....	2013
Kyle Aiton.....	2017
Davis Carter.....	2017
Jacob Norman.....	2017
Alex Stein.....	2017

GLVC Coach of the Year

Wayne Boultinghouse.....	1980
Mark Bial.....	1987
Bruce Pearl.....	1993, 1994
Rick Herdes.....	2007
Rodney Watson.....	2010

NABC District Coach of the Year

Wayne Boultinghouse.....	1981
Bruce Pearl.....	2000

NCAA II Coach of the Year

Bruce Pearl.....	1995
------------------	------



University of Southern Indiana BASKETBALL RECORD BOOK

TEAM HONORS

- 1978–NCAA Great Lakes Regional (Runner-up)
- 1980–Nationally Ranked (10th NCAA poll)
 - GLVC Champions
 - NCAA Great Lakes Regional (4th place)
- 1981–Nationally Ranked (4th place)
 - GLVC Champions
 - NCAA Great Lakes Regional (4th place)
- 1982–Nationally Ranked (13th NCAA poll)
- 1985–GLVC Tri-Championship
 - NCAA Great Lakes Regional (3rd place)
- 1987–Nationally Ranked (12th NCAA poll)
 - GLVC co-Champions
 - NCAA Great Lakes Regional (3rd place)
- 1990–Nationally Ranked (12th NCAA poll)
 - NCAA South Central Regional (4th)
 - Nationally Ranked 20th (pre-season poll)
 - Nationally Ranked 18th (regular-season) NCAA Basketball Preview Magazine
- 1993–Nationally Ranked 11th
 - Ranked 2nd Great Lakes Region
 - NCAA Great Lakes Regional (3rd) (hosted by USI)
 - Pre-Season Ranked 5th NCAA Basketball Preview
- 1994–Nationally Ranked 4th NCAA
 - Ranked 3rd *Don Hansen Basketball Gazette*
 - Great Lakes Valley Conference Champions
 - NCAA II G.L. Regional (1st) (hosted by USI)
 - NCAA Division II Elite Eight (Springfield, Mass.) (National Finalist)
- 1995–Ranked NUMBER ONE Nationally
 - NCAA II G.L. Regional (1st)
 - NCAA DIVISION II NATIONAL CHAMPIONS (Louisville, Ky.)
- 1996–Great Lakes Valley Conference Champions
 - Finished ranked fourth nationally
 - NCAA II G.L. Regional (2nd) (hosted by USI)
 - Ranked NUMBER ONE nationally
- 1997–GLVC Champions (three-way tie)
 - NCAA II Great Lakes Regional berth
 - Ranked NUMBER ONE (second poll of the season)
 - Disney Division II Tip-Off Classic champions
- 1998–Ranked NUMBER ONE nationally
 - GLVC Tournament (2nd) (at Ky. Wesleyan)
 - NCAA Great Lakes Regional (2nd)
- 1999–Ranked NUMBER ONE nationally
 - GLVC Tournament (2nd) (at Roberts Stadium)
 - NCAA Great Lakes Region (2nd)
 - 500th USI victory vs. LeMoyné Owen (11/22/99)
- 2000–Ranked fifth nationally
 - GLVC Tournament (2nd) (at Roberts Stadium)
 - NCAA II Great Lakes Regional (2nd)
 - Ranked 4th nationally in *Preview Sports College Basketball*
- 2001–Ranked fifth nationally
 - Ranked NUMBER ONE nationally
 - GLVC Regular Season Champion
 - GLVC Tournament (2nd)
 - NCAA II Tournament
- 2002–Ranked 11th nationally
 - Third at Disney’s Division II Tip-off Classic
 - GLVC Tournament (tied for 3rd)
 - Ranked 5th, nationally, in field goal percentage
- 2003–Ranked 8th by *Division II Bulletin* and 12th by *Basketball Times* in the preseason
 - Ranked as high as 19th during the regular season
 - NCAA II Great Lakes Regional finalist
 - Set NCAA II record with 37 straight FTs made

- 2004–Ranked NUMBER ONE nationally for school-record five weeks
 - GLVC regular season (2nd)
 - GLVC Tournament (3rd) (at Roberts Stadium)
 - NCAA II G.L. Regional (1st) (hosted by Lewis)
 - NCAA II Elite Eight Finalist (Bakersfield, CA)
- 2005–Ranked NUMBER ONE nationally
 - NCAA Great Lakes Regional (t-3rd)
 - GLVC regular-season champions
 - GLVC Tournament (1st) (at Roberts Stadium)
 - Ranked 3rd, nationally, in field goal percentage
- 2006–Ranked as high as 3rd nationally
 - NCAA II G.L. Regional (2nd)
 - GLVC West Division co-champions
 - Disney Division II Tip-Off Classic champions
 - Ranked 1st, nationally, in field goal percentage
- 2007–Ranked as high as 2nd nationally
 - NCAA II Great Lakes Regional
 - GLVC Tournament (1st) (at Roberts Stadium)
 - GLVC West Division champions
 - Disney Division II Tip-Off Classic champions
 - Ranked 3rd, nationally, in field goal percentage
- 2008–Ranked 7th in preseason *Division II Bulletin*
- 2009–GLVC West Division Champion (vacated)
 - GLVC Tournament (t-3rd) (hosted by USI)
 - NCAA II Midwest Regional (t-3rd)
 - Ranked as high as 8th nationally
 - Ranked 1st, nationally, in field goal percentage
- 2010–Ranked as high as 2nd nationally
 - Won a school-record 23 straight games to open the season
- 2011–Ranked as high as 4th nationally
 - GLVC Tournament (2nd)
 - NCAA II Midwest Regional participant
- 2012–Ranked as high as 2nd nationally
 - GLVC Tournament (1st) (at Springfield, IL)
 - NCAA II Midwest Regional participant
- 2013–Ranked as high as 7th nationally
 - GLVC Tournament (2nd) (at Ford Center)
 - NCAA II Midwest Regional (t-3rd)
 - Finished the year ranked 15th in the final

- 2014–Ranked as high as 8th nationally
 - GLVC Tournament (1st) (at Ford Center)
 - NCAA II Midwest Regional Participant
 - Finished 14th in the final poll
- 2015–Received votes for national polls
 - GLVC Tournament appearance
- 2016–GLVC Tournament appearance
- 2017–Ranked as high as 9th
 - GLVC Tournament Participant
 - NCAA II MW Regional Participant
 - Finished year ranked 16th (NABC) & 12 (D2SIDA)



The University of Southern Indiana men’s basketball team captured its first-ever GLVC Tournament crown when it defeated Northern Kentucky University 79-49 in the 2005 title game. The Screaming Eagles dominated the tournament field, posting an average margin of victory of 30.3 points per game.



University of Southern Indiana

BASKETBALL RECORD BOOK

ALL-TIME YEAR-BY-YEAR RECORDS

Jerry Altstadt (1970-74; 30-59, .337)
1970-71 6-10
1971-72 4-20
1972-73 8-15
1973-74 12-14
Wayne Boultinghouse . . . (1974-81; 111-79, .584)
1974-75 6-19
1975-76 11-15
1976-77 19-8
1977-78 19-9
1978-79 15-11
1979-80 20-9
1980-81 21-8
Creighton Burns (1981-84; 40-43, .482)
1981-82 15-12
1982-83 15-13
1983-84 10-18
Mark Coomes (1984-85; 18-11, .621)
1984-85 18-11
Mark Bial (1985-88; 55-31, .640)
1985-86 19-9
1986-87 24-6
1987-88 12-16
Lionel Sinn (1988-92; 64-50; .561)
1988-89 15-13
1989-90 20-10
1990-91 19-9
1991-92 10-18
Bruce Pearl (1992-01; 231-46, .833)
1992-93 22-7
¹ 1993-94 28-4
¹³ 1994-95 29-4
1995-96 25-4
1996-97 23-5
1997-98 27-6
1998-99 26-6
1999-00 25-6
2000-01 26-4
⁴Rick Herdes (2001-09; 200-59, .772)
2001-02 22-8
2002-03 25-7
² 2003-04 28-7
2004-05 27-5
2005-06 27-7
2006-07 29-6
2007-08 15-12
⁴ 2008-09 27-7
Rodney Watson . . . (2009-present; 183-54, .772)
2009-10 24-3
2010-11 24-6
2011-12 24-7
2012-13 23-8
2013-14 25-6
2014-15 19-8
2015-16 19-11
2016-17 25-5
⁵ 47 years932-432 (.683)

USI All-Time Head Coaches



**Jerry
Altstadt
1970-74**



**Wayne
Boultinghouse
1974-81**



**Creighton
Burns
1981-84**



**Mark
Coomes
1984-85**



**Mark
Bial
1985-88**



**Lionel
Sinn
1988-92**



**Bruce
Pearl
1992-01**



**Rick
Herdes
2001-09**



**Rodney
Watson
2009-present**

¹NCAA II NATIONAL CHAMPS;

²NCAA II National Finalist;

³NABC Coach of the Year;

⁴USI later vacated 27 victories in 2008-09; record reflects on-court victories;

⁵NCAA adjusted record is 880-427



University of Southern Indiana

BASKETBALL RECORD BOOK




Former Head Coach **Wayne Boultinghouse** led the Screaming Eagles to their first-ever NCAA II Tournament appearance in 1977-78. Boultinghouse led the Eagles to 111 victories from 1974-81.

All-Time Series Records

Abilene Christian.....	3-0
Alaska-Fairbanks.....	1-0
Anderson.....	1-0
Armstrong State.....	2-1
Ashland.....	20-13
Assumption.....	1-0
Augusta.....	2-0
Austin Peay.....	1-1
Bellarmino.....	50-40
Belmont.....	1-1
Bentley.....	0-1
Berea.....	1-0
Bethel (TN).....	1-1
Brescia.....	3-0
Bluefield College.....	1-0
Bluefield State.....	1-0
Brevard.....	1-0
Butler.....	0-3
Caldwell.....	1-0
California Riverside.....	1-1
California St. Bakersfield.....	0-1
California San Bernardino.....	1-0
Cameron.....	1-0
Campbellsville.....	4-2
Cedarville.....	3-0
Central Michigan.....	0-1
Central Missouri.....	1-1
Central Oklahoma.....	1-1
Central State.....	4-3
Central Washington.....	0-1
Charleston.....	1-0
Cincinnati-Clermont.....	1-0
Columbus State.....	2-0

Colorado State.....	0-1	Lake Superior State.....	0-1
Cumberland.....	0-1	Lander.....	1-0
David Lipscomb.....	1-5	Lees-McRae.....	3-0
Davis & Elkins.....	1-0	LeMoyne Owen.....	1-0
Delta State.....	1-0	Lewis.....	45-24
Denver.....	1-0	Lincoln.....	2-0
Drury.....	11-9	Lock Haven.....	1-0
Eastern Illinois.....	2-1	Malone.....	1-0
Franklin.....	6-5	Manchester.....	3-0
Ferris State.....	8-2	Marian.....	2-1
Findlay.....	2-2	Marion.....	3-1
Florida Southern.....	2-3	Mars Hill.....	1-0
Florida Tech.....	1-0	Martin Methodist.....	1-0
Fontbonne.....	1-0	Maryville.....	9-2
Furman.....	0-1	McKendree.....	9-7
Gannon.....	1-0	Mercer.....	0-1
Georgetown (D.C.).....	0-1	Metro State.....	1-0
Glenville State.....	2-0	Michigan Tech.....	4-1
Grace.....	1-0	Milton.....	1-0
Graceland.....	2-0	Minnesota-Duluth.....	2-0
Grand Canyon.....	1-0	Minnesota State-Mankato.....	0-1
Grand Valley State.....	1-1	Mississippi.....	0-1
Hanover.....	6-0	Missouri.....	0-2
Harris-Stowe State.....	6-0	Missouri-Baptist.....	4-1
Heidelberg.....	1-0	Missouri S&T.....	15-3
Henderson State.....	3-0	Missouri-St. Louis.....	36-11
Hillsdale.....	2-0	Missouri Southern.....	1-2
Huntington.....	1-0	Morehouse.....	1-0
UI-Chicago Circle.....	2-2	Morris Brown.....	1-0
Illinois-Springfield.....	10-3	Mount St. Clare.....	1-0
Indianapolis.....	54-22	Nebraska-Omaha.....	1-0
Indiana East.....	1-0	New Hampshire.....	3-0
Indiana Tech.....	2-0	Norfolk State.....	1-0
Indiana-Kokomo.....	3-0	North Alabama.....	2-1
Indiana/Purdue Ft. Wayne.....	25-13	North Central.....	2-0
Indiana/Purdue Indianapolis.....	12-5	North Georgia.....	1-0
Indiana Northwest.....	2-0	Northeast Illinois.....	1-0
Indiana South Bend.....	2-0	Northern Kentucky.....	49-19
Indiana Southeast.....	20-7	Northern Michigan.....	0-2
Indiana Wesleyan.....	1-0	Northern State.....	1-0
Johnson C. Smith.....	1-0	Northwest Missouri State.....	1-1
Judson.....	1-0	Northwood Institute.....	1-4
Kennesaw State.....	0-1	Notre Dame (OH).....	1-0
Kentucky State.....	20-3	Nova Southeastern.....	0-1
Kentucky Wesleyan.....	41-49	Oakland.....	2-0
King.....	3-0	Oakland City.....	34-10
Lake Erie.....	4-0	Ohio Dominican.....	2-0



Fresh off a national title, the University of Southern Indiana men's basketball team posted a 25-4 overall record and an 18-2 mark in GLVC play en route to winning a GLVC title and hosting the NCAA II Great Lakes Region Tournament.



University of Southern Indiana

BASKETBALL RECORD BOOK




Former Head Coach **Bruce Pearl** led the Screaming Eagles to a 231-46 record during his nine seasons at USI. Pearl led USI to nine straight NCAA II Tournament appearances, back-to-back showings in the NCAA II Championship Game, and the 1995 national championship.

Ohio Valley	7-0
Oklahoma City	1-0
Olivet Nazarene	5-0
Oral Roberts	0-1
Pace	1-0
Philander Smith	1-0
Pikeville	1-0
Pittsburgh-Johnstown	1-0
Purdue-Calumet	3-1
Purdue North Central	3-0
Puerto Rico-Mayaguez	2-0
Quincy	30-10
Rio Grande	1-0
Roanoke	2-0
Robert Morris	1-0
Rockhurst	17-1
Rose-Hulman	3-0
Saginaw Valley	2-0
St. Catherine	3-0
St. Francis (IN)	5-1
Saint Martin's	1-0
St. Mary's (MI)	1-0
Saint Joseph's (IN)	55-20
St. Meinrad	2-0
St. Xavier	1-0
Salem International	1-0
Shaw	1-0
Shorter	1-0
Siena Heights	1-0
South Dakota	2-0
South Carolina-Spartanburg	1-0
Southern Illinois	0-3
SIU Edwardsville	44-20
Southern Mississippi	0-1
Southeast Missouri	2-3

Southwest Baptist	1-1
Southwest Minnesota	1-0
Southwest Missouri	0-1
Spalding	1-0
Stonehill	1-0
Tampa	1-0
Taylor	0-1
Temple Baptist	1-0
Tennessee-Martin	3-5
Tennessee State	3-1
Tennessee Wesleyan	1-0
Texas A&M Commerce	1-0
Tiffin	5-0
Thomas College	1-0
Thomas Moore	0-4
Toledo	0-1
Transylvania	8-18
Tri-State (IN)	1-0
Troy State	0-1
Truman State (formerly NEMO)	4-2
Tusculum	2-0
Union	2-0
Urbana	5-0
Virginia at Wise	1-0
Virginia Union	1-1
Wake Forest	0-1
Washburn	1-1
Wayne State (NE)	1-0
Wayne State (MI)	8-0
West Georgia	1-2
Western Illinois	1-2
Western Michigan	1-1
West Virginia State	1-0
Western Washington	1-0
West Texas State	0-1
Wilberforce	2-0
Wingate	0-1
William Jewell	5-0
Winona State	1-0
Wisconsin	1-0
Wisconsin-Parkside	29-12
Wisconsin-Platteville	1-0
Wisconsin-Whitewater	0-1
Wright State	1-5
Wyoming	0-1


Joe Gordon's (right) shot in the closing seconds lifted the Eagles to an 83-81 upset of top-ranked Metro State and into the national championship game of the 2004 NCAA II Elite Eight.





University of Southern Indiana BASKETBALL RECORD BOOK

Statistical leaders by season



Ernie Brothers led the Screaming Eagles in scoring each of his three seasons in a USI uniform. He finished his career ranked first in program history with 1,268 career points.

Scoring

1970-71: Joe Rivers (208 pts.) 13.0 ppg
 1971-72: Randy Flamion (274 pts.) 11.4 ppg
 1972-73: Charlie Farmer (277 pts.) 12.6 ppg
 1973-74: Ernie Brothers (406 pts.) 15.6 ppg
 1974-75: Ernie Brothers (457 pts.) 18.3 ppg
 1975-76: Ernie Brothers (405 pts.) 16.9 ppg
 1976-77: DeJuan Rowser (368 pts.) 15.3 ppg
 1977-78: Cortez Collins (362 pts.) 12.9 ppg
 1978-79: Cortez Collins (490 pts.) 18.8 ppg
 1979-80: Clovis McDowell (362 pts.) 12.5 ppg
 1980-81: John Hollinden (454 pts.) 15.7 ppg
 1981-82: Cully Nelson (368 pts.) 13.6 ppg
 1982-83: Cully Nelson (478 pts.) 17.1 ppg
 1983-84: Stephen Jackson (550 pts.) 19.6 ppg
 1984-85: Stephen Jackson (599 pts.) 21.4 ppg
 1985-86: Stephen Jackson (513 pts.) 18.3 ppg
 1986-87: Stephen Jackson (554 pts.) 19.1 ppg
 1987-88: Robin Clark (281 pts.) 11.7 ppg
 1988-89: Chris Johnson (367 pts.) 13.6 ppg
 1989-90: Chris Johnson (458 pts.) 15.3 ppg
 1990-91: Chris Bowles (459 pts.) 16.4 ppg
 1991-92: Chris Bowles (549 pts.) 19.6 ppg
 1992-93: Chris Bowles (597 pts.) 20.6 ppg
 1993-94: Chris Bowles (564 pts.) 19.5 ppg
 1994-95: Stan Gouard (623 pts.) 18.9 ppg
 1995-96: Stan Gouard (405 pts.) 18.4 ppg
 1996-97: Johnny Moore (304 pts.) 17.9 ppg
 1997-98: Jeremy Pearson (563 pts.) 17.1 ppg
 1998-99: Leighton Nash (395 pts.) 16.5 ppg
 1999-2000: Derrick Lyons (436 pts.) 14.1 ppg
 2000-01: Marlowe Currie (509 pts.) 17.0 ppg
 Derrick Lyons (492 pts.) 17.0 ppg
 2001-02: Marlowe Currie (284 pts.) 20.3 ppg
 2002-03: Diond're Givens (467 pts.) 14.6 ppg
 2003-04: Joe Gordon (408 pts.) 11.7 ppg
 2004-05: Randy Holbrook (471 pts.) 16.2 ppg

2005-06: Chris Thompson (622 pts.) 18.3 ppg
 2006-07: Melvin Hall (518 pts.) 14.8 ppg
 2007-08: Norman Plummer (526 pts.) 19.5 ppg
 2008-09: Brandon Russ (422 pts.) 12.8 ppg*
 2009-10: Jamar Smith (561 pts.) 21.6 ppg
 2010-11: C.J. Trotter (447 pts.) 14.9 ppg
 2011-12: Brandon Hogg (510 pts.) 16.5 ppg
 2012-13: Orlando Rutledge (480 pts.) 16.6 ppg
 2013-14: Aaron Nelson (559 pts.) 19.3 ppg
 2014-15: Gavin Schumann (471 pts.) 17.4 ppg
 2015-16: Jeril Taylor (487) 16.2 ppg
 2016-17: Jeril Taylor (568) 19.6 ppg
 *Jamar Smith had the top scoring average (18.5 ppg)

Rebounding

1970-71: NA
 1971-72: Steve Feagley (170 reb.) 7.1 rpg
 1972-73: Terry Kirchoff (177 reb.) 7.7 rpg
 1973-74: Jim Crisp (203 reb.) 7.8 rpg
 1974-75: DeJuan Rowser (262 reb.) 10.5 rpg
 1975-76: DeJuan Rowser (235 reb.) 9.4 rpg
 1976-77: Randy Curl (216 reb.) 9.0 rpg
 1977-78: Randy Curl (217 reb.) 7.8 rpg
 1978-79: Cortez Collins (205 reb.) 7.9 rpg
 1979-80: John Hollinden (236 reb.) 8.1 rpg
 1980-81: John Hollinden (249 reb.) 8.6 rpg
 1981-82: Cully Nelson (213 reb.) 7.9 rpg
 1982-83: Cully Nelson (252 reb.) 9.0 rpg
 1983-84: Bill Meade (137 reb.) 5.1 rpg
 1984-85: Donald Thompson (189 reb.) 7.0 rpg
 1985-86: Julian Hall (303 reb.) 10.8 rpg
 1986-87: Julian Hall (262 reb.) 9.4 rpg
 1987-88: Ilo Mutombo (209 reb.) 7.5 rpg
 1988-89: Ilo Mutombo (226 reb.) 8.1 rpg
 1989-90: Ilo Mutombo (248 reb.) 8.3 rpg
 1990-91: Chris Bowles (254 reb.) 9.1 rpg
 1991-92: Chris Bowles (306 reb.) 10.9 rpg
 1992-93: Chris Bowles (289 reb.) 10.0 rpg
 1993-94: Chris Bowles (280 reb.) 9.7 rpg
 1994-95: Stan Gouard (289 reb.) 8.8 rpg
 1995-96: Chad Gilbert (217 reb.) 7.5 rpg

1996-97: Jeremy Pearson (168 reb.) 6.0 rpg
 1997-98: Wayne Houston (229 reb.) 6.9 rpg
 1998-99: Leighton Nash (153 reb.) 6.4 rpg
 1999-2000: Diond're Givens (185 reb.) 6.2 rpg
 2000-01: Marlowe Currie (228 reb.) 7.6 rpg
 2001-02: Marlowe Currie (106 reb.) 7.6 rpg
 2002-03: Billy Harris (231 reb.) 7.5 rpg
 2003-04: Billy Harris (234 reb.) 6.9 rpg
 2004-05: Chris Thompson (293 reb.) 9.2 rpg
 2005-06: Chris Thompson (332 reb.) 9.8 rpg
 2006-07: Rashard Sullivan (238 reb.) 6.8 rpg
 2007-08: Norman Plummer (288 reb.) 10.7 rpg
 2008-09: Brandon Carr (179) 5.3 rpg
 2009-10: Mohamed Ntumba (167) 6.2 rpg*
 2010-11: Mohamed Ntumba (249) 8.3 rpg
 2011-12: Kenyon Smith (199) 6.5 rpg
 2012-13: Keith DeWitt (228) 9.1 rpg
 2013-14: Aaron Nelson (368) 12.7 rpg**
 2014-15: George Edwards (212) 7.9 rpg
 2015-16: Jeril Taylor (205) 6.8 rpg
 2016-17: Jeril Taylor (241) 8.3 rpg
 *Jeron Lewis had the top rebounding average, 8.1
 **USI single-season record for total and average

continued on next page...




The Screaming Eagles won their second GLVC title in three years with its 86-73 victory over Bellarmine in the 2014 GLVC title game. It marked the fourth straight season that USI had reached the conference championship game under Head Coach **Rodney Watson**.



University of Southern Indiana

BASKETBALL RECORD BOOK



Kent Payne finished his two-year career with the Screaming Eagles ranked first all-time at USI with 425 career assists. His 9.1 assists per game in 1983-84 is a single-season school record.

Assists

- 1978-79: Brad Bolling (69 assists) 2.7 apg
- 1979-80: Dan Labhart (71 assists) 2.4 apg
- 1980-81: David Collins (104 assists) 3.6 apg
- 1981-82: Mark Block (95 assists) 3.5 apg
- 1982-83: Kent Payne (169 assists) 6.0 apg
- 1983-84: Kent Payne (256 assists) 9.1 apg
- 1984-85: Jeff Embry (185 assists) 7.1apg
- 1985-86: Jeff Embry (218 assists) 7.8 apg
- 1986-87: P.K. Falkenstein (186 assists) 7.2 apg
- 1987-88: P.K. Falkenstein (77 assists) 3.1 apg
- 1988-89: Chris Johnson (132 assists) 4.9 apg
- 1989-90: Chris Johnson (122 assists) 4.1 apg
- 1990-91: John Schellenberger (110 assists) 3.9 apg
- 1991-92: Craig Martin (157 assists) 5.6 apg
- 1992-93: Tyrone Tate (161 assists) 5.6 apg
- 1993-94: Tyrone Tate (270 assists) 8.4 apg
- 1994-95: Marc Hostetter (149 assists) 4.5 apg
- 1995-96: Marc Hostetter (149 assists) 5.1 apg
- 1996-97: Marc Hostetter (170 assists) 6.1 apg
- 1997-98: Kevin Herdes (123 assists) 4.2 apg
- 1998-99: Junior Bond (153 assists) 4.8 apg
- 1999-2000: Brandon Hughes (132 assists) 4.4 apg
- 2000-01: LaJuan Christon (193 assists) 6.4 apg
- 2001-02: David Ragland (103 assists) 3.5 apg
- 2002-03: David Ragland (137 assists) 4.3 apg
- 2003-04: Avery Queen (177 assists) 5.1 apg
- 2004-05: Carl Richburg (145 assists) 4.5 apg
- 2005-06: Danny Gibson (167 assists) 4.9 apg
- 2006-07: Kenny Page (140 assists) 4.0 apg
- 2007-08: Tyson Schnitker (85 assists) 3.3 apg
- 2008-09: Marvin Gray (140) 4.2 apg
- 2009-10: Kevin Gant (141) 5.2 apg
- 2010-11: Kevin Gant (148) 4.9 apg
- 2011-12: Lawrence Thomas (117) 3.8 apg
- 2012-13: Kenyon Smith (109) 3.8 apg
- 2013-14: Lawrence Thomas (122), 3.9 apg
- 2014-15: TeNale Roland (85) 3.1 apg
- 2015-16: Bobo Drummond (103) 3.4 apg

2016-17: Alex Stein (125) , 4.2

FG Percentage (Min. 75 attempts)

- 1970-71: Kim Schiff (38-79) .481
- 1971-72: George Davidson (45-87) .517
- 1972-73: Charlie Farmer (133-306) .435
- 1973-74: Ernie Brothers (176-373) .473
- 1974-75: Mark Osterman (39-75) .520
- 1975-76: Ernie Brothers (165-319) .517
- 1976-77: Curtis Richards (127-260) .488
- 1977-78: Randy Curl (129-317) .594
- 1978-79: Brad Bolling (88-178) .494
- 1979-80: John Hollinden (166-295) .563
- 1980-81: John Brown (194-358) .541
- 1981-82: Kelly Williams (108-191) .565
- 1982-83: Kelly Williams (185-346) .538
- 1983-84: Chuck Gans (111-199) .558
- 1984-85: Donald Thompson (115-197) .584
- 1985-86: Julian Hall (200-328) .610
- 1986-87: Julian Hall (177-286) .619
- 1987-88: Ilo Mutombo (112-189) .593
- 1988-89: Ilo Mutombo (137-219) .626
- 1989-90: Ilo Mutombo (161-248) .649
- 1990-91: Ilo Mutombo (127-204) .623
- 1991-92: Duron Hebron (106-182) .582
- 1992-93: Chris Bowles (242-425) .569
- 1993-94: Stan Gouard (242-357) .678
- 1994-95: Stan Gouard (244-401) .609
- 1995-96: Scott Boyden (111-195) .569
- 1996-97: Wayne Houston (69-119) .580
- 1997-98: Leighton Nash (103-162) .636
- 1998-99: Leighton Nash (165-271) .609
- 1999-2000: Diond're Givens (129-196) .658
- 2000-01: Kimon Green (96-150) .640
- 2001-02: Billy Harris (140-218) .642
- 2002-03: Clarence Chillers (101-154) .656
- 2003-04: Billy Harris (121-180) .672
- 2004-05: Randy Holbrook (170-271) .627
- 2005-06: Keith Christmas (114-181) .630
- 2006-07: Keith Christmas (67-98) .684
- 2007-08: Norman Plummer (191-330) .579
- 2008-09: Brandon Russ (162-240) .675
- 2009-10: Jeron Lewis (76-123) .618
- 2010-11: Mohamed Ntumba (116-276) .601
- 2011-12: Isaac McClure (142-253) .561
- 2012-13: Aaron Nelson (71-116) .612
- 2013-14: Aaron Nelson (220-364) .604
- 2014-15: George Edwards (138-265) .521
- 2015-16: George Edwards (117-193) .606
- 2016-17: Julius Rajala (111-117) .627

3-pt. FG Percentage (Min. 45 attempts)

- 1987-88: Stephen Jackson (68-188) .361
- 1988-89: Chris Schaefer (22-48) .458
- 1989-90: Chris Johnson (35-82) .427
- 1990-91: Robin Clark (79-180) .439
- 1991-92: John Schellenberger (60-128) .469
- 1992-93: Craig Martin (36-97) .371
- 1993-94: Tyrone Tate (40-94) .426
- 1994-95: Brian Huebner (29-52) .558
- 1995-96: Marc Hostetter (53-109) .486
- 1996-97: Jeremy Pearson (59-156) .378
- 1997-98: Tim Tooley (24-59) .407
- 1998-99: Junior Bond (62-139) .446
- 1999-2000: Josh Kain (32-79) .405


Leighton Nash (right) led USI in field goal percentage from 1997-99, shooting .619 from the field during that stretch. He also led the Eagles in scoring and rebounding in 1998-99.

- 2000-01: Matt Carter (53-110) .482
- 2001-02: David Ragland (22-47) .468
- 2002-03: Dennis Coutee (40-102) .392
- 2003-04: Cris Brunson (69-154) .448
- 2004-05: Carl Richburgh (48-109) .440
- 2005-06: Geoff Van Winkle (68-153) .444
- 2006-07: Melvin Hall (103-219) .470
- 2007-08: Darren Cloud (46-104) .442
- 2008-09: Jamar Smith (81-170) .476
- 2009-10: Jamar Smith (108-253) .427
- 2010-11: Nick Duncheon (24-54) .444
- 2011-12: Austin Davis (23-50) .460
- 2012-13: Lawrence Thomas (34-75) .453
- 2013-14: Ben Jones (26-58) .448
- 2014-15: Austin Davis (32-71) .451
- 2015-16: Bobo Drummond (85-196) .434
- 2016-17: Marcellous Washington (45-96) .469

FT Percentage (Min. 30 attempts)

- 1970-71: Lee Begle (32-44) .727
- 1971-72: Kim Schiff (33-45) .733
- 1972-73: Jim Crisp (32-45) .711
- 1973-74: George Davidson (31-40) .775
- 1974-75: Ernie Brothers (85-102) .833
- 1975-76: Ernie Brothers (75-85) .882
- 1976-77: Cortez Collins (48-57) .842
- 1977-78: Brad Bolling (24-31) .774
- 1978-79: Brad Bolling (40-45) .889
- 1979-80: Rick Kissel (37-47) .787
- 1980-81: David Collins (63-80) .788
- 1981-82: David Collins (44-53) .830
- 1982-83: Jeff Pennington (67-85) .788
- 1983-84: Fred McFall (52-68) .764
- 1984-85: Stephen Jackson (87-104) .836
- 1985-86: Jeff Embry (77-97) .794
- 1986-87: Stephen Jackson (70-80) .875
- 1987-88: Dennis Humphrey (50-65) .769
- 1988-89: Dennis Humphrey (32-47) .681
- 1989-90: Chris Johnson (104-138) .754
- 1990-91: John Schellenberger (63-73) .863
- 1991-92: Craig Martin (93-115) .809
- 1992-93: Tyrone Tate (140-178) .787
- 1993-94: Ronnie Combs (29-35) .829
- 1994-95: Brian Huebner (122-141) .865


continued on next page...





University of Southern Indiana

BASKETBALL RECORD BOOK



Marlowe Currie led USI in scoring, rebounding, and steals per game as a junior in 2000-01.

FT Percentage (Min. 30 attempts) continued...

1995-96: Chad Gilbert (115-143) .804
 1996-97: Johnny Moore (84-102) .824
 1997-98: John Bucher (28-32) .875
 1998-99: Junior Bond (94-110) .855
 1999-2000: Habib Ademi (116-139) .835
 2000-01: Wes Attebury (44-54) .815
 2001-02: Cris Brunson (91-103) .883
 2002-03: Cris Brunson (105-116) .905
 2003-04: Cris Brunson (58-64) .906
 2004-05: Cris Brunson (63-69) .913
 2005-06: Geoff Van Winkle (32-35) .914
 2006-07: Geoff VanWinkle (43-45) .956
 2007-08: Darren Cloud (36-46) .783
 2008-09: Anthony Pimble (85-104) .817
 2009-10: Kevin Gant (38-43) .884
 2010-11: Jared Rehmel (30-36) .833
 2011-12: Kenyon Smith (51-70) .729
 2012-13: Aaron Nelson (37-46) .804
 2013-14: Lawrence Thomas (66-84) .786
 2014-15: TeNale Roland (81-105) .771
 2015-16: Bobo Drummond (50-58) .862
 2016-17: Alex Stein (151-167) .904

Blocks

1979-80: John Hollinden (164 blocks) 5.7 bpg
 1980-81: John Hollinden (199 blocks) 6.9 bpg
 1982-83: Cully Nelson (39 blocks) 1.4 bpg
 1983-84: Bob Burns (28 blocks) 1.0 bpg
 1984-85: Bill Meade (26 blocks) 0.9 bpg
 1985-86: Julian Hall (59 blocks) 2.1 bpg
 1986-87: Julian Hall (64 blocks) 2.3 bpg
 1987-88: Ilo Mutombo (29 blocks) 1.0 bpg
 1988-89: Ilo Mutombo (40 blocks) 1.4 bpg
 1989-90: Ilo Mutombo (29 blocks) 0.9 bpg
 1990-91: Chris Bowles (31 blocks) 1.1 bpg
 1991-92: Chris Bowles (52 blocks) 1.9 bpg
 1992-93: Chris Bowles (36 blocks) 1.2 bpg
 1993-94: Chris Bowles (30 blocks) 1.0 bpg
 Stan Gouard (30 blocks) 1.0 bpg

1994-95: Stan Gouard (32 blocks) 0.9 bpg
 1995-96: Jason Dominick (35 blocks) 1.3 bpg
 1996-97: Jason Dominick (46 blocks) 1.6 bpg
 1997-98: Wayne Houston (39 blocks) 1.2 bpg
 1998-99: Kimon Green (54 blocks) 1.7 bpg
 1999-2000: Kimon Green (70 blocks) 2.3 bpg
 2000-01: Kevin Robinson (59 blocks) 2.0 bpg
 2001-02: Kevin Robinson (41 blocks) 2.7 bpg
 2002-03: Diond're Givens (22 blocks) 0.7 bpg
 2003-04: John Oden (40 blocks) 1.3 bpg
 2004-05: Reque Newsome (36 blocks) 1.1 bpg
 2005-06: Keith Christmas (30 blocks) 0.9 bpg
 2006-07: Rashard Sullivan (52 blocks) 1.5 bpg
 2007-08: Norman Plummer (12 blocks) 0.4 bpg
 2008-09: Tyrone Bradshaw (76 blocks) 2.2 bpg
 2009-10: Tyrone Bradshaw (61 blocks) 2.3 bpg
 2010-11: Mohamed Ntumba (52 blocks) 1.7 bpg
 2011-12: Romaric Lasme (46 blocks) 1.5 bpg
 2012-13: Keith DeWitt (42 blocks) 1.7 bpg
 2013-14: Aaron Nelson (40 blocks) 1.4 bpg
 2014-15: Austin Davis (42 blocks) 1.6 bpg
 2015-16: T.J. Tisdell (14 blocks) 0.5 bpg
 2016-17: Julius Ragala (28 blocks) 1.1 bpg

Steals

1983-84: Stephen Jackson (51 steals) 1.8 spg
 1984-85: Stephen Jackson (52 steals) 1.9 spg
 1985-86: Stephen Jackson (65 steals) 2.3 spg
 1986-87: Stephen Jackson (51 steals) 1.8 spg
 1987-88: Robin Clark (43 steals) 1.6 spg
 1988-89: Chris Johnson (43 steals) 1.6 spg
 1989-90: Chris Johnson (60 steals) 2.0 spg
 1990-91: Terone Johnson (43 steals) 1.7 spg
 1991-92: Craig Martin (41 steals) 1.5 spg
 Torrence Eddie (41 steals) 1.5 spg
 1992-93: Tyrone Tate (46 steals) 1.6 spg
 1993-94: Stan Gouard (58 steals) 1.9 spg
 1994-95: Stan Gouard (66 steals) 2.0 spg
 1995-96: Stan Gouard (52 steals) 2.4 spg
 1996-97: Marc Hostetter (53 steals) 1.9 spg
 1997-98: Jeremy Pearson (62 steals) 1.9 spg
 1998-99: Junior Bond (43 steals) 1.3 spg
 1999-2000: Derrick Lyons (61 steals) 2.0 spg
 2000-01: Marlowe Currie (41 steals) 1.4 spg
 2001-02: Wes Attebury (48 steals) 1.6 spg
 2002-03: Alan Goff (54 steals) 1.7 spg
 2003-04: Avery Queen (39 steals) 1.1 spg
 2004-05: Carl Richburg (48 steals) 1.5 spg
 2005-06: Danny Gibson (65 steals) 1.9 spg
 2006-07: Kenny Page (60 steals) 1.7 spg
 2007-08: Anthony Pimble (47 Steals) 1.5 spg
 2008-09: Anthony Pimble (58) 1.7 spg
 2009-10: Kevin Gant (46), 1.7 spg
 2010-11: Kevin Gant (45) 1.5 spg
 2011-12: Kenyon Smith (52) 1.7 spg
 2012-13: Kenyon Smith (53) 1.8 spg
 2013-14: Lawrence Thomas (41) 1.3 spg
 2014-15: TeNale Roland (39) 1.4 spg
 2015-16: Jeril Taylor (58) 1.9 spg
 2016-17: Jeril Taylor (45) 1.7 spg



Kevin Gant (right) led USI in assists and steals from 2009-11, averaging 5.1 assists and 1.6 steals per game during that time.



University of Southern Indiana BASKETBALL RECORD BOOK

USI Men's Basketball All-Time Roster



Marc Hostetter finished his career as USI's all-time leader with 498 career assists. Hostetter helped guide the Eagles to two NCAA II Championship appearances as a player and one as a coach.

A	
Ademi, Habib	1998-2000
Aiton, Kyle	200, 20r
Aldridge, Shawn	1992-96
Alexander, Doug	1979-81
Alexander, John	1978-80
Allen, Mike	1991-93
Arnold, Mike	2000-04
Attebury, Wes	2000-02
Audu, Emanuel	2015-17
Austin, Austin	2003-04

B	
Barnes, Cortez	1994-95
Bealmear, Tom	1992-93
Begles, Lee	1970-72
Benning, Brett	2014-15
Berry, Rod	1999-2000
Beyer, Sam	2002-03
Besing, John	1970-71
Brothers, Ernie	1973-76
Birkenfield, Joe	1974-75
Block, Mark	1978-82
Bolling, Brad	1977-79
Bond, Junior	1998-99
Bowles, Chris	1990-94
Boyden, Scott	1993-96
Bradshaw, Tyrone	2008-10
Branch, Ayton	2002-04
Brand, Chris	1995-96
Braun, Terry	1980-81
Brewer, Lamont	1990-91
Brinkmeyer, Evan	2012-14
Britt, Travis	2014-15
Brooks, Nick	2005-07

Brothers, Ernie	1973-76
Brown, John	1978-82
Brownfield, Jeff	1983-84
Brownfield, Kip	1986-90
Brunson, Cory	2000-01
Brunson, Cris	2001-05
Bryant, David	2004-06
Bucher, John	1997-99
Burdsall, Gary	1975-77
Burns, Rob	1983-85

C	
Caldwell, Kevin	1994-95
Carr, Brandon	2008-10
Carter, Davis	2015-Present
Carter, Matt	1998-2002
Chapman, Brad	1995-97
Chase, Fred	1971-75
Cheaney, Mike	1991-92
Childers, Grant	1995-96
Chillers, Clarence	2002-04
Christmas, Keith	2005-07
Christon, LaJuan	2000-01
Clark, Robin	1986-90
Cloud, Darren	2007-08
Coffman, Carroll	2003-04
Collins, Barry	1977-78,
Collins, Cortez	1975-79
Collins, David	1979-82
Combs, Ronnie	1993-94
Conaway, Daryl	1988-91
Copeland, Garland	1991-92,
Cossey, George	1992-93
Cowan, Lynnwood	1978-79
Coyle, Neil	1991-95
Couttee, Dennis	2002-03
Crisp, Jim	1971-75

Cunningham, George	2005-09
Curl, Randy	1976-78
Currie, Marlowe	2000-01

D	
Davidson, George	1971-74
Davis, Austin	2010-15
Davis, Rodney	2007-08
Davis, Thurber	1980-82
Dennis, Eric	1982-83
DeWitt, Keith	2012-13
Dickson, DayJar	2016-Present
Dominick, Jason	1995-97
Donaldson, Ray	1984-85
Doyle, Jeff	1990-94
Drummond, (Antonio) Bobo	2014-17
Duncheon, Nick	2007-11

E	
Eady, Larry	1994-96
Eberhard, Rick	1982-86
Eddie, Torrence	1991-93
Edwards, George	2014-16
Elliott, Brad	1999-2000
Embrey, Jeff	1984-86
Evans, Nick	2010-11


F	
Falkenstein, P.K.	1986-89
Farmer, Charlie	1971-73
Farmer, Travis	2000-04
Feller, Mike	1998-99
Flamion, Randy	1970-72
Feagley, Steve	1970-72
Finn, Dana	1970-72
Foley, Brian	1998-99,
Fraser, Brad	1982-84



The University of Southern Indiana men's basketball tradition got its start in 1965 when the school, then known as Indiana State University-Evansville, sponsored basketball as a club sport. USI's first official year as a varsity men's basketball team would come five years later when it changed its nickname from the Spartans to the Screaming Eagles. Pictured above is USI's 1970-71 team, the first varsity athletic team in school history.



University of Southern Indiana BASKETBALL RECORD BOOK



Ilo Mutombo finished his career at USI ranked second all-time in scoring (1,352) and first in rebounding (917). The brother of NBA star Dikembe Mutombo starred in the 1994 Hollywood film The Air Up There.

continued on next page...


G	
Gallina, Eduardo	2010-11
Gans, Chuck	1982-84
Gant, Kevin	2008-11
Gatson, Rod	1997-98
Gentil, Geoff	1987-91
Gibson, Danny	2004-06
Gilbert, Chad	1994-96
Givens, Diond're	1999-2003
Glover, Drew	2006-08
Godfred, Joe	2014-15
Goff, Alan	2002-03
Gordon, Joe	2003-04
Gouard, Stan	1993-96
Graber, Logan	1997-98
Grannan, Bob	1970-74
Grantz, Collin	2010-11
Gravelle, Alex	2005-07
Gray, Marvin	2008-10
Grayson, Jay	1980-81
Green, Kimon	1998-2001
Griffin, Ronnie	2001-02
Groteguth, Brandon	1995-98

H	
Hall, Melvin	2005-07
Hall, Wacey	2010
Hall III, Julian	1985-87
Harrington, Mike	2005-06
Harris, Billy	1999-2004
Harris, Eric	1982-84
Harris, JoJo	1986-89

Hebron, Duron	1991-93
Henderson, LaKeith	1999-2000
Herdes, Kevin	1996-2000
Henning, Dan	1974-75
Hillsman, Lamar	2001-02
Hillenbrand, Stephen	1981-82
Hogg, Brandon	2008-12
Holbrook, Randy	2003-05
Holscher, Levi	2008-09
Hollinden, John	1979-81
Hoover, John	2004-06
Hopf, Brandon	2006-08
Hostetter, Marc	1993-97
Houston, Wayne	1996-98
Howard, Kyle	2000-01
Howe, Jake	2001-02
Hrvol, Gary	1989-92
Huebner, Brian	1993-95
Huebner, Josh	2007-08
Hughes, Brandon	1999-2000
Hulett, David	1970-71
Humphrey, Dennis	1987-91
Hutcheson, Nick	2013-15

I	
Irwin, TL	1981-83

J	
Jackson, Andre	1985-87
Jackson, Stephen	1983-87
James, Clarence	1980-83
Johnson, Chris	1988-90
Johnson, Terone	1990-91
Jones, Ben	2011-14
Jones, Chuck	2012-14
Jones, Ken	1974-75
Jones, Mike	1992-93
Jones, Todd	1991-94
Jones, Travis	2011-13



The Screaming Eagles' long tradition of winning may have started early, but it was the 1992-93 squad that began a string of nine straight NCAA II Tournament appearances and 15 straight 20-win seasons. Since 1992-93, the Eagles have dominated the NCAA II landscape, appearing in the NCAA II Tournament 14 times, the NCAA II National Championship game three times, and winning the 1995 NCAA II title.


Kain, Josh	1998-2000
Kalicak, Mike	2005-07
Kelley, Ryan	1996-2000
Key, John	1978-79
King, Tremelle	1986-90
Kirchoff, Terry	
1972-76	
Kissel, Rick	1977-81
Knight, Lawrence	1975-76

L	
Labhart, Dan	1976-80
Lasme, Romaric	2011-12
Leavell, Bobby	1990-91
LeGrange, Rick	1973-74
Lewis, Jeron	2008-10
Lewis, Seth	2014-15
Little, Melvyn	2011-13
Love, Kenny	2006-09
Loving, Derick	1998-99
Lonicer, Olive	1997-98
Lueken, Pat	1972-73
Luce, Ryan	1995-97
Luse, Dan	1998-2000
Lyons, Derrick	1999-2001

continued on next page...



University of Southern Indiana BASKETBALL RECORD BOOK



DeJaun "Spider" Rowser, a 2010 inductee into the USI Athletic Hall of Fame, finished his career ranked second all-time at USI in career scoring (1,226) and first in career rebounding (691).

M

Macon, George	1977-81
Macklin, Cortez	2015-17
Martin, Craig	1990-94
Mask, Ken	1977-79
Mathews, Jason	1991-92
Mattingly, Mike	1973-74
May, Jr., Scott	2003-04
Marzette, Alex	2013-14
McCamey, DeAndre	2012-14
McClure, Isaac	2010-12
McConnell, Daryl	1986-90
McCulloh, Jay	2005-06
McDowell, Clovis	1978-80
McEwen, Calvin	2014-15
McFall, Fred	1983-84
Meade, Bill	1982-86
Melton, Brett	1993-94
Miles, John	1992-94
Moore, Johnny	1995-97
Moore, Larry	1997-98
Moore, Robert	1986-87
Moranm, Dave	1985-87
Morrow, John	1981-82
Mulherin, John	1985-86
Murphy, Jeremy	2000-01
Mutombo, Ilo	1987-91

N

Nash, Leighton	1997-99
Niemeier, Gary	1975-77
Nelson, Aaron	2012-14
Nelson, Cully	1979-83
Nelson, Leonard	1978-80
Newlin, Scott	1983-84

Newsome, Reque	2002-05
Norman, Jacob	2015-Present
Ntumba, Mohamed	2009-11

O

Oden, John	2003-04
Oeth, Keith	1983-85
Ogunfolu, Manny	2012-14
Osterman, Mark	1974-76
Owen, Brent	2006-09
Owens, Ryan	1997-99

P

Page, Kenny	2006-07
Palmer, Larry	1975-76
Parker, Levon	2004-05
Partridge, Corey	1983-84
Payne, Kent	1982-84
Pearson, Jeremy	1996-98
Pearson, Stacy	2004-05
Pemberton, Brad	1983-85
Penninton, Jeff	1981-82
Phillips, Mike	2002-03
Phillips, Terry	1980-81
Pimble, Anthony	2007-09
Pitcher, Mark	1998-99
Plummer, Norman	2007-08
Powell, Dexter	2007-08
Purnel, DeAngelo	1992-93

Q

Queen, Avery	2003-04
--------------	---------

R

Ragland, David	2001-03
Rajala, Julius	2016-Present
Raybon, John	1976-77
Rehmel, Jared	2010-11
Reyes, Antonio	1986-89
Richards, Curtis	1976-77
Richburg, Carl	2004-05
Rivers, Joe	1970-72
Roberts, Drake	1999-2001
Robinson, David K.	1970-71
Robinson, Kevin	2000-02
Rochell, Antwand	2011-12
Roland, TeNale	2014-15
Rolling, Terrill	1987-89
Ross, Larry	1973-74
Rountree, Ronald	2002-03
Rowser, DeJuan	1974-77
Rowser, Emmanuel	1975-79
Russ, Brandon	2008-09
Rutledge, Orlando	2012-14

S

Schafer, Chris	1987-89
Schaffer, Nick	1972-73
Schellenberg, John	1987-91
Schickel, Ralph	1973-75
Schofield, Rick	1981-82
Schnapf, David	1983-84
Schneider, William	1970-71
Schiff, Kim	1970-73
Schmidt, Jim	1977-78

Geoff Van Winkle (right) finished his career as USI's all-time leader in games played and three-point field goals made. He also ranked 10th in scoring and first in three-point field goal attempts.

Schnitker, Tyson	2007-08
Schumacher, Nathan	2007-08
Schumann, Gavin	2013-15
Scott, Guy	2004-05
Seniour, Shane	2014-15
Shaffer, Tyrus	1996-97
Shourds, Gary	1985-86
Sheets, Stu	1992-93
Shy, Shirica	2000-02
Simmons, Larry	1977-78
Simms, Joseph	1975-78
Sims, Shane	2004-06
Smith, Jamar	2009-10
Smith, Kenyon	2011-13
Smith, Warren	1989-90
Snyder, Jake	2006-07
Stackhouse, Kent	1998-2000
Stein, Alex	2015-Present
Stein, Rick	1989-91
Stephens, Jeff	2001-02
Stevens, Johnny	1985-87
Stoker, John	1970-71
Stoll, Isaac	2008-10
Strouse, Jeff	1981-83
Styles, Joe	1971-73
Sullivan, Rashard	2006-07
Swan, Andy	1996-98
Swan, Robert	1970-71
Swope, Leon	1970-71

continued on next page...





University of Southern Indiana **BASKETBALL RECORD BOOK**



Dan Labhart, a 2012 inductee into the USI Athletic Hall of Fame, was a two-sport standout in basketball and baseball at USI. He finished his career with 1,041 points and a .305 career batting average.

Williams, Vic 1996-98
 Williamson, Dave..... 1970-74
 Willock, David..... 1996-97
 Wise, Marty 2005-07
 Wischmeier, Taylor 2010-14
 Wright, Mike 1984-86

Y

Young, Mike 1970-73

Z

Zink, Steve 1990-91
 Zurliene, T.J..... 2001-03

T

Tate, Tyrone 1992-94
 Taylor, Jeril 2015-17
 Taylor, Jim 1987-88
 Taylor, Scott 1992-97
 Thomas, Joel 1994-99
 Thomas, Lawrence 2009-14
 Thompson, Chris 2004-06
 Thompson, Donald 1984-85
 Tisdell, T.J. 2015-16
 Tooley, Tim 1994-99
 Torain, Mike 1974-76
 Tornatta, Troy..... 1991-93
 Townsend, Tim 1977-78
 Trotter, C.J..... 2009-11
 Troutman, Ken 1994-95
 Tumey, Kevin 1986-87
 Turnbow, Robert 1990-91

V

Van Winke, Geoff 2003-07

W

Walts, Jerry 1975-76
Washington, Marcellous 2016-Present
 Watson, Zach 2012-15
 Watts, B.J..... 1997-98
 Webber, Bob 1981-83
 Welch, Marvin 1978-79,
 Werner, Paul 1975-77
 White, Chris 1987-88,
 Whiteside, Mike 1980-82
 Williams, Gary 1973-76
 Williams, Kelly 1979-83
 Williams, LaMar 1974-77
 Williams, Tony 1974-77



While the 1970-71 team is officially recognized as the first varsity athletic team in school history, the USI basketball program got its start in 1968-69 when it competed as an Industrial League club team.



University of Southern Indiana BASKETBALL RECORD BOOK

USI Men's Basketball Year-by-Year Results

1970-71 (6-10)

Home: 2-7; Away: 4-3

OPPONENTS	W/L	Score
Oakland City	L	88-115
IU-SOUTHEAST	W	92-79
Tennessee-Martin	L	82-88
NORTHWOOD INST.	L	83-93
BELLARMINE	L	84-112
TRANSYLVANIA	L	80-96
Northwood Inst.	L	97-120
OAKLAND CITY	L	65-86
IU-Kokomo	W	100-89
St. Meinrad	W	126-56
THOMAS MORE	L	67-88
IU-Southeast	W	87-78
IU-KOKOMO	W	102-89
MCKENDREE	L	80-99
ST. MEINRAD	W	82-41
Transylvania	L	65-113

1971-72 (4-20)

Home: 4-9; Away: 0-11

OPPONENTS	W/L	Score
OAKLAND CITY	W	80-73
Bellarmine	L	70-74
MCKENDREE	L	61-69
TRANSYLVANIA	L	58-83
Northwood Inst.	L	68-125
IU-KOKOMO	W	105-65
TENNESSEE-MARTIN	L	64-76
NORTHWOOD INST.	L	81-99
Oakland City	L	49-104
DAVID LIPSCOMB	L	75-77
PURDUE-CALUMET	L	78-87
WISCONSIN-PARKSIDE	L	76-81
IU-SOUTHEAST	W	94-68
Transylvania	L	71-120
Missouri-St. Louis	L	60-103
IU-Southeast	L	79-84
Thomas More	L	71-88
PURDUE-CALUMET	W	84-80
David Lipscomb	L	77-100
CAMPBELLVILLE	L	70-89
Franklin	L	54-95
McKendree	L	90-106
SIU-Edwardsville	L	65-92
MISSOURI-ST. LOUIS	L	82-94

1972-73 (8-15)

Home: 6-5; Away: 2-10

OPPONENTS	W/L	Score
Oakland City	L	74-82
MCKENDREE	L	69-70
Tenn.-Martin	L	60-67
TRANSYLVANIA	L	58-84
Indianapolis	L	62-90
Rose Hulman	W	98-86
THOMAS MORE	L	79-86
OAKLAND CITY	W	83-75
IUPU-Indianapolis	L	64-66
SIU-EDWARDSVILLE	W	91-86
Wisconsin-Parkside	L	79-98
Purdue-Calumet	W	93-65
IU-SOUTHEAST	W	78-62
Campbellsville	L	60-76
Transylvania	W	64-96
IUPU-FT. WAYNE	W	100-64
Missouri-St. Louis	L	71-74
IUPU-INDIANAPOLIS	W	85-59
BELLARMINE	L	64-84
McKendree	L	68-80
FRANKLIN	L	70-93
IU-Southeast	L	75-91
MISSOURI-ST. LOUIS	W	93-73

1973-74 (12-14)


Home: 8-5; Away: 4-9

OPPONENTS	W/L	Score
Taylor	L	76-108
Olivet	W	81-75
OAKLAND CITY	L	75-84
IUPU-Ft. Wayne	W	111-67
TENN.-MARTIN	W	74-66
TRANSYLVANIA	W	89-87

1973-74 continued in next column...

1973-74 continued...

OPPONENTS	W/L	Score
INDIANAPOLIS	W	72-70
McKendree	L	77-88
Bellarmine	L	80-101
ROSE HULMAN	W	79-58
IUPU-Ft. Wayne	L	80-94
Transylvania	L	72-74
McKendree	L	64-85
WISCONSIN-PARKSIDE	L	70-100
IU-SOUTHEAST	L	68-74
SIU-EDWARDSVILLE	W	68-65
Missouri-St. Louis	W	64-61
McKendree	W	95-88
Thomas More	L	68-103
PURDUE NORTH CENTRAL	W	100-77
SIU-EDWARDSVILLE	L	72-88
IUPU-INDIANAPOLIS	W	68-65
MARION	L	68-69
Franklin	L	77-75
IU-Southeast	L	78-78
MISSOURI-ST. LOUIS	W	99-84



Terry Kirchoff averaged 8.9 points and a team-high 7.7 rebounds per game as a freshman in 1972-73. He finished his four-year career in a Screaming Eagles uniform with 457 career rebounds, which still ranks in the top 20 all-time at USI.

1974-75 (6-19)

Home: 5-6; Away: 1-13

OPPONENTS	W/L	Score
Colorado State	L	67-98
Wyoming	L	71-96
SE Missouri	L	68-92
Oakland City	L	77-95
FRANKLIN	L	72-76
TENN.-MARTIN	W	95-83
TRANSYLVANIA	L	83-95
BELLARMINE	L	64-80
IUPU-Indianapolis	L	72-76
Tennessee-Martin	L	75-79
SE MISSOURI	W	92-81
DAVID LIPSCOMB	L	70-84

1974-75 continued in next column...

1974-75 continued...

OPPONENTS	W/L	Score
BETHEL	W	68-64
SIU-EDWARDSVILLE	L	74-83
IU-SOUTHEAST	L	67-87
Missouri-St. Louis	L	83-119
Wisconsin-Parkside	L	34-57
IUPU-INDIANAPOLIS	W	75-74
SIU-Edwardsville	L	67-75
Transylvania	L	65-89
David Lipscomb	L	87-98
Marian	W	93-92
OAKLAND CITY	W	90-81
IU-Southeast	L	76-83
MISSOURI-ST. LOUIS	L	82-97

1975-76 (11-15)

Home: 8-3; Away: 3-12

OPPONENTS	W/L	Score
Mercer	L	65-72
Mississippi	L	64-86
Franklin	L	57-86
TRANSYLVANIA	L	62-75
Austin Peay	L	58-102
Oakland City	W	116-75
NE ILLINOIS	W	86-78
MARION	W	92-78
ST. FRANCIS	W	106-90
Missouri-St. Louis	L	78-105
IU-Southeast	W	74-72
David Lipscomb	L	56-74
Bellarmine	L	77-79
SIU-EDWARDSVILLE	W	79-74
IU-SOUTHEAST	W	74-68
Tennessee State	L	52-112
IUPU-INDIANAPOLIS	W	69-68
SIU-Edwardsville	L	72-74
MISSOURI-ST. LOUIS	L	88-94
MARIAN	L	80-82
OAKLAND CITY	W	90-87
St. Francis	L	97-102
Transylvania	L	78-89
DAVID LIPSCOMB	W	101-88
IUPU-Indianapolis	W	65-63
Kentucky Wesleyan	L	75-80

1976-77 (19-8)

Home: 18-0; Away: 1-8

OPPONENTS	W/L	Score
MISSOURI BAPTIST	W	96-69
ST. FRANCIS	W	93-84
Bethel	L	75-82
TRANSYLVANIA	W	86-63
OAKLAND CITY	W	93-57
West Georgia	L	67-80
TENN. WESLEYAN	W	79-71
W. Michigan	L	46-78
Toledo	L	63-76
IU-Southeast	L	59-69
FRANKLIN	W	85-80
Bellarmine	L	81-88
SIU-EDWARDSVILLE	W	71-70
ROANOKE	W	87-72
IU-SOUTHEAST	W	92-69
TENNESSEE STATE	W	92-66
Western Illinois	L	76-82
SIU-Edwardsville	L	52-55
MARION	W	113-98
MARIAN	W	87-72
*IU-NORTHWEST	W	2-0
*IU-NORTHWEST	W	2-0
OAKLAND CITY	W	106-86
WESTERN ILLINOIS	W	82-65
TRANSYLVANIA	W	86-80
IUPU-INDIANAPOLIS	W	72-66
IUPU-Indianapolis	W	79-72

*Forfeit

Home games listed in ALL CAPS



University of Southern Indiana BASKETBALL RECORD BOOK

1977-78 (19-9)

Home: 10-2; Away: 8-7; Neutral: 1-0

NCAA II Tournament

OPPONENTS	W/L	Score
OAKLAND CITY	W	110-72
TRANSYLVANIA	L	69-78
MARION	W	102-82
OAKLAND CITY	W	69-68
Milton	W	83-73 (ot)
St. Joseph's	L	78-90
Wake Forest	L	73-119
Roanoke	W	46-34
Wisconsin-Whitewater	L	72-78
Manchester	W	86-76
MISSOURI BAPTIST	W	93-56
Bellarmine	L	77-82
SIU-Edwardsville	W	77-73
Tennessee State	W	57-56
IU-Southeast	W	96-64
Kentucky Wesleyan	W	84-82 (ot)
SIU-EDWARDSVILLE	W	88-76
CAMPBELLSVILLE	W	79-75
Oakland City	L	60-67
NORTHERN KENTUCKY	W	67-66
IUPUI-INDIANAPOLIS	W	71-64
ST. FRANCIS	W	103-92
TRANSYLVANIA	L	76-79
IU-SOUTHEAST	W	86-61
KENTUCKY WESLEYAN	W	91-89 (ot)
IUPUI-Indianapolis	L	77-78
*Northern Kentucky	W	86-78
*Eastern Illinois	L	67-79

*NCAA Tournament (Eastern Illinois)

1978-79 (15-11, 4-4 GLVC)

Home: 14-0; Away: 1-11

OPPONENTS	W/L	Score
INDIANA TECH	W	91-75
UI-CHICAGO CIRCLE	W	107-84
SW Missouri State	L	61-65
Oral Roberts	L	48-68
*Indianapolis	L	70-97
TIFFIN	W	82-62
MISSOURI BAPTIST	W	97-68
Northern Kentucky	L	70-81
IU-SOUTHEAST	W	94-64
CENTRAL STATE	W	86-79
*BELLARMINE	W	96-95
*KENTUCKY WESLEYAN	W	97-78
SIU-EDWARDSVILLE	W	102-87
TENNESSEE STATE	W	73-72 (ot)
Transylvania	L	46-49
*Indianapolis	L	80-105
Oakland City	L	62-63
*Saint Joseph's	L	77-82
SIU-Edwardsville	L	85-95
OAKLAND CITY	W	67-59
*BELLARMINE	W	88-84
IU SOUTHEAST	W	60-56
TRANSYLVANIA	W	75-59
*Kentucky Wesleyan	W	77-64
*St. Joseph's	L	70-77
UI-Chicago Circle	L	72-76

*GLVC Game

1979-80 (20-9, 8-2 GLVC)

Home: 13-1; Away: 7-7; Neutral: 0-1

GLVC Champions, NCAA II Tournament

OPPONENTS	W/L	Score
HILLSDALE	W	85-58
OAKLAND CITY	W	71-56
SOUTH DAKOTA	W	77-65
SE Missouri	W	89-80
ARMSTRONG	W	71-68
RIO GRANDE	W	80-68
Furman	L	64-93
New Hampshire	W	86-72
UI-Chicago Circle	L	64-67
Central State	L	58-59
NORTHERN KENTUCKY	W	97-76
*BELLARMINE	L	69-78
*ASHLAND	W	118-88
UI-CHICAGO CIRCLE	W	58-55
*Saint Joseph's	W	93-83
*Indianapolis	W	72-69
SIU-EDWARDSVILLE	W	82-70
*KENTUCKY WESLEYAN	W	97-83
Oakland City	W	69-50
*Ashland	W	76-64

1979-80 season continued in column...

1979-80 continued...

OPPONENTS	W/L	Score
*Bellarmine	L	77-80
TRANSYLVANIA	W	52-50
*INDIANAPOLIS	W	75-65
*SAINT JOSEPH'S	W	63-61
Transylvania	L	67-76
SIU-Edwardsville	L	73-74
*Kentucky Wesleyan	W	79-72
^Northern Michigan	L	83-93
^Wright State	L	85-96

*GLVC Game; ^NCAA Tournament (Wright State)

1980-81 (21-8, 8-2 GLVC)

Home: 12-2; Away: 9-5; Neutral: 0-1

GLVC Champions, NCAA II Tournament

OPPONENTS	W/L	Score
SIENA HEIGHTS	W	86-83
Eastern Illinois	W	72-70
HANOVER	W	80-56
SIU-EDWARDSVILLE	W	73-57
SE MISSOURI	L	84-89
CENTRAL STATE	W	70-66
OAKLAND CITY	W	94-78
FRANKLIN	W	83-73
Southern Mississippi	L	72-75
Delta State	W	69-57
TRANSYLVANIA	W	73-61
Northern Kentucky	W	76-59
SIU-Edwardsville	W	80-74
*Bellarmine	W	87-85
*Ashland	W	99-96
*SAINT JOSEPH'S	W	95-71
*INDIANAPOLIS	W	82-53
*KENTUCKY WESLEYAN	L	70-76
Transylvania	L	61-69
*ASHLAND	W	76-67
*BELLARMINE	W	91-81
*Indianapolis	W	69-67
*Saint Joseph's	L	66-86
LEWIS	W	72-59
IU-SOUTHEAST	W	70-55
*Kentucky Wesleyan	L	72-74
#Kentucky Wesleyan	W	83-72
^Western Illinois	L	73-80
^Wright State	L	89-96

*GLVC Game; #GLVC Playoff; ^NCAA Tournament (Western Illinois)

1981-82 (15-12, 3-9 GLVC)

Home: 13-4; Away: 2-8; Neutral: n/a

OPPONENTS	W/L	Score
ST. XAVIER	W	68-63
IU-SOUTHEAST	W	71-68 (ot)
#OAKLAND CITY	W	98-81
#WEST GEORGIA	W	76-75
Franklin	W	79-66
SIU-EDWARDSVILLE	W	61-60
SIU-Carbondale	L	59-84
HANOVER	W	86-84 (ot)
FERRIS STATE	W	83-82 (ot)
TRANSYLVANIA	W	67-52
*Lewis	L	68-79
*Saint Joseph's	L	71-75
NORTHERN KENTUCKY	W	76-71 (ot)
*ASHLAND	W	68-64
*INDIANAPOLIS	L	93-99
*BELLARMINE	L	87-94
SIU-Edwardsville	W	69-62
*KENTUCKY WESLEYAN	W	68-67
Transylvania	L	76-91
*SAINT JOSEPH'S	L	84-93
*LEWIS	L	69-73
*Ashland	L	86-95
Central State	L	74-93
*Bellarmine	L	66-93
*Indianapolis	W	81-73
OAKLAND CITY	W	75-71
*Kentucky Wesleyan	L	60-79

*GLVC Game; #ISUE/Holland Dairy Classic

1982-83 (15-13, 5-9 GLVC)

Home: 11-4; Away: 4-9; Neutral: n/a

OPPONENTS	W/L	Score
SAGINAW VALLEY	W	81-77
Wright State	L	81-92
Butler	L	59-87
Western Michigan	W	101-99 (4 ot)
Augusta	W	91-87 (ot)
SIU-EDWARDSVILLE	L	64-65
AUSTIN PEAY	W	58-54
Kentucky Wesleyan	L	89-103

1982-83 season continued on next page...

Home games listed in ALL CAPS



After posting their first winning season in 1976-77, the Screaming Eagles broke into the NCAA Division II Tournament for the first time in 1977-78 when they went 19-9. The Eagles' appearance in the NCAA post-season tournament was the first by any team in school history. Then known as Indiana State University-Evansville, ISUE defeated Northern Kentucky University in the first round before falling to Eastern Illinois University.



University of Southern Indiana BASKETBALL RECORD BOOK

1982-83 continued...

OPPONENTS	W/L	Score
MANCHESTER	W	89-82
CENTRAL MICHIGAN	L	62-70
Oakland	W	92-91
OAKLAND CITY	W	85-75
*Lewis	L	60-78
*Saint Joseph's	W	67-65
*KENTUCKY WESLEYAN	L	65-67
TRANSYLVANIA	W	81-76
*ASHLAND	W	93-86
*Bellarmine	L	83-92
*Indianapolis	L	64-67
*SAINT JOSEPH'S	L	78-79
*LEWIS	W	80-79 (ot)
*Northern Kentucky	L	59-92
*Kentucky Wesleyan	L	79-102
FRANKLIN	W	94-72
EASTERN ILLINOIS	W	81-78
*Ashland	L	91-109
*INDIANAPOLIS	W	139-113
*BELLARMINE	W	88-86
*GLVC Game		

1983-84 (10-18, 3-9 GLVC)

Home: 6-8; Away: 4-10; Neutral: n/a

OPPONENTS	W/L	Score
BELMONT	L	80-86
Southern Illinois	L	73-103
Butler	L	68-78
IU-Southeast	W	65-62
OAKLAND CITY	W	92-75
HANOVER	W	79-72
FRANKLIN	W	95-86
Morehouse	W	98-79
Augusta	W	86-81
Transylvania	L	66-88
MISSOURI-ROLLA	L	73-78
SOUTHWEST BAPTIST	L	66-68
IUPU-Ft. Wayne	L	67-81
*Ashland	L	66-69 (ot)
Belmont	W	83-74
*BELLARMINE	W	85-72
*INDIANAPOLIS	W	83-77
*Saint Joseph's	L	72-76
*Lewis	L	61-63
WRIGHT STATE	L	56-70
*KENTUCKY WESLEYAN	L	68-71
IUPU-Ft. WAYNE	L	65-67
*ASHLAND	L	58-61
*Bellarmine	L	81-89
*Indianapolis	L	84-95
*SAINT JOSEPH'S	W	73-68
*LEWIS	L	56-58
*Kentucky Wesleyan	L	61-107
*GLVC Game		

1984-85 (18-11, 10-4 GLVC)

Home: 12-2; Away: 5-9; Neutral: 1-0

GLVC co-Champions; NCAA II Tournament

OPPONENTS	W/L	Score
Missouri-Rolla	L	65-81
HANOVER	W	83-81 (ot)
Southern Illinois	L	70-83
Butler	L	74-87
NORTH CENTRAL	W	75-64
IU-SOUTHEAST	W	83-69
CUMBERLAND	L	50-55
Morris Brown	W	63-61
Armstrong State	L	71-78
NORTHERN KENTUCKY	W	86-81
CENTRAL MISSOURI	W	84-72 (ot)
*BELLARMINE	W	91-81
*INDIANAPOLIS	W	88-82
Northern Kentucky	L	65-70
*Kentucky Wesleyan	L	85-96
*Saint Joseph's	W	82-67
*Lewis	W	61-57
*ASHLAND	W	80-70
*IUPU-Ft. WAYNE	L	76-77
SIU-EDWARDSVILLE	W	82-81 (3 ot)
*Indianapolis	W	73-67
*Bellarmine	W	58-56
*KENTUCKY WESLEYAN	W	101-92
*LEWIS	W	71-57
*SAINT JOSEPH'S	W	104-62
*Ashland	L	77-82 (2 ot)
*IUPU-Ft. Wayne	L	85-88 (ot)
*Kentucky Wesleyan	L	64-77
*Lewis	W	85-78
*GLVC Game; *NCAA Tournament (Ky. Wesleyan)		

1985-86 (19-9, 10-6 GLVC)

Home: 15-1; Away: 4-8; Neutral: n/a

OPPONENTS	W/L	Score
Wright State	L	102-108 (2 ot)
HANOVER	W	99-63
FRANKLIN	W	91-65
BRESCIA	W	98-62
WRIGHT STATE	W	84-75
MISSOURI-ST. LOUIS	W	101-73
*Kentucky Wesleyan	L	77-91
Central Missouri	L	61-63
*ASHLAND	W	86-57
Missouri	L	75-82
WAYNE STATE	W	91-63
*Bellarmine	L	73-74
*Indianapolis	L	95-96 (2 ot)
*NORTHERN KENTUCKY	W	88-68
*IUPU-Ft. WAYNE	W	59-57
*Lewis	L	59-69
*Saint Joseph's	W	96-81
OLIVET NAZARENE	W	107-81
*LEWIS	W	72-64
*SAINT JOSEPH'S	W	69-66
OAKLAND CITY	W	89-66
*Northern Kentucky	W	98-80
*INDIANAPOLIS	W	83-69
*BELLARMINE	W	97-87
*IUPU-Ft. Wayne	L	61-64
*Ashland	W	91-80
*SIU-Edwardsville	W	102-20
*KENTUCKY WESLEYAN	L	84-94
*GLVC Game; +Forfeit		

1986-87 (24-6, 13-3 GLVC)

Home: 12-2; Away: 11-3; Neutral: 1-1

GLVC co-Champions; NCAA II Tournament

OPPONENTS	W/L	Score
Missouri-St. Louis	W	91-84
LANE	W	103-56
TUSCULUM	W	99-60
MANCHESTER	W	111-36
KENTUCKY STATE	W	98-73
OAKLAND CITY	W	81-64
Urbana	W	75-62
*SAINT JOSEPH'S	W	90-82
*LEWIS	L	53-68
*Kentucky Wesleyan	L	82-106
Florida Southern	L	84-94
TRI-STATE	W	102-98
*Northern Kentucky	W	64-59
Kentucky State	W	86-63
*BELLARMINE	W	77-75
*INDIANAPOLIS	W	92-71
*Ashland	W	80-66
*IUPU-Ft. Wayne	W	91-66
SIU-EDWARDSVILLE	L	70-86
*ASHLAND	W	96-63
*IUPU-Ft. WAYNE	W	87-66
*Bellarmine	W	87-83
*Indianapolis	W	81-77
*NORTHERN KENTUCKY	W	83-68
SIU-Edwardsville	W	88-84
*KENTUCKY WESLEYAN	W	83-77
*Lewis	L	79-80
*Saint Joseph's	W	101-80
*SIU-Edwardsville	L	82-88
*Johnson C. Smith	W	102-96
*GLVC Game; *NCAA Tournament (Ky. Wesleyan)		

1987-88 (12-16, 5-11 GLVC)

Home: 10-4; Away: 3-7; Neutral: n/a

OPPONENTS	W/L	Score
IUPU-INDIANAPOLIS	W	101-84
West Georgia	L	65-88
North Alabama	W	80-74
ROSE-HULMAN	W	93-70
CENTRAL STATE	W	86-80
Missouri-St. Louis	L	69-75
KENTUCKY STATE	W	68-65
URBANA	W	86-54
*Kentucky Wesleyan	L	68-69
*BELLARMINE	W	74-72
*INDIANAPOLIS	W	83-80
*Ashland	L	66-89
*Northern Kentucky	L	94-110
Kentucky State	L	89-101
*SAINT JOSEPH'S	L	70-83
*LEWIS	L	69-85
SIU-EDWARDSVILLE	W	85-82
*IUPU-Ft. Wayne	L	75-78

1987-88 season continued in next column...

1987-88 continued...

OPPONENTS	W/L	Score
Central State	L	68-77
*IUPU-Ft. WAYNE	L	89-90
*Saint Joseph's	W	65-58
*Lewis	L	78-85
SIU-Edwardsville	L	61-76
*ASHLAND	L	63-79
*NORTHERN KENTUCKY	W	94-71
*Bellarmine	L	59-71
*Indianapolis	W	84-81
*KENTUCKY WESLEYAN	L	70-86
*GLVC Game		

1988-89 (15-13, 6-10 GLVC)

Home: 11-5; Away: 4-8; Neutral: n/a

OPPONENTS	W/L	Score
SIU-Edwardsville	W	74-60
IU-SOUTH BEND	W	77-70
Troy State	L	79-88
Union	W	92-80
MISSOURI-ST. LOUIS	L	63-65
HEIDELBERG	W	81-64
NORTH CENTRAL	W	81-63
*Lewis	L	57-71
*Saint Joseph's	L	71-84
OAKLAND CITY	W	64-54
*INDIANAPOLIS	W	88-68
*BELLARMINE	W	69-66
*IUPU-Ft. Wayne	L	88-90
Kentucky State	W	88-80
*NORTHERN KENTUCKY	W	94-80
*ASHLAND	W	76-69
*Kentucky Wesleyan	L	72-78
SIU-EDWARDSVILLE	W	75-71
*KENTUCKY WESLEYAN	L	69-83
*Ashland	L	70-81 (ot)
*Northern Kentucky	L	85-88 (ot)
*IUPU-Ft. WAYNE	L	80-88
MISSOURI BAPTIST	L	85-92
KENTUCKY STATE	W	102-78
*Bellarmine	L	74-80 (ot)
*Indianapolis	L	75-90
*SAINT JOSEPH'S	W	84-83
*LEWIS	W	82-74
*GLVC Game		

1989-90 (20-10, 13-5 GLVC)

Home: 13-0; Away: 6-5; Neutral: 1-5

NCAA II Tournament

OPPONENTS	W/L	Score
@MOUNT ST. CLARE	W	87-51
@MISSOURI-ROLLA	W	76-66
TENN.-MARTIN	W	86-68
OAKLAND CITY	W	77-58
IUPU-Indianapolis	W	87-73
*IUPU-Ft. Wayne	L	88-90 (ot)
*SAINT JOSEPH'S	W	87-63
*INDIANAPOLIS	W	105-77
#Ferris State	W	98-75
#Virginia Union	L	85-88
%Florida Southern	L	76-78
%Missouri Southern	L	76-77
*KENTUCKY WESLEYAN	W	84-78
*BELLARMINE	W	88-76
*NORTHERN KENTUCKY	W	95-72
*Lewis	W	55-53
*KENTUCKY STATE	W	104-74
Oakland City	W	79-66
*LEWIS	W	103-68
*Northern Kentucky	W	83-82
*Bellarmine	L	75-78
*Kentucky State	W	93-78
*Kentucky Wesleyan	L	79-95
*ASHLAND	W	77-75
*IUPU-Ft. WAYNE	W	113-108
*Indianapolis	W	101-85
*Saint Joseph's	L	80-86
*Ashland	L	69-83
*SE Missouri	L	73-91
*West Texas State	L	92-98 (ot)
*GLVC Game; @West Side Nut Club Tournament (Evansville, IN); #National Shootout (Roberts Stadium, Evansville, IN); %Freeprot Invitational (Bahamas); *NCAA Tournament (SE Missouri)		

Home games listed in ALL CAPS



University of Southern Indiana BASKETBALL RECORD BOOK

1990-91 (19-9, 13-5 GLVC)

Home: 12-2; Away: 7-5; Neutral: 0-2

OPPONENTS	W/L	Score
#IU-SOUTHEAST	W	95-79
#ST. MARY'S	W	104-82
Oakland City	L	71-73
CAMPBELLSVILLE	W	114-97
Georgetown (D.C.)	L	45-65
Wisconsin	W	78-66
HANOVER	W	78-60
@Cal.-Riverside	L	94-97 (ot)
@Kentucky Wesleyan	L	72-80
*KENTUCKY STATE	W	101-78
*BELLARMINE	L	84-86
*Ashland	L	79-106
*IUPU-Ft. Wayne	W	89-75
*NORTHERN KENTUCKY	W	81-71
*INDIANAPOLIS	W	86-64
*Lewis	L	77-81
*Saint Joseph's	W	77-65
OAKLAND CITY	W	83-68
*KENTUCKY WESLEYAN	W	89-84
*IUPU-Ft. WAYNE	W	74-67
*ASHLAND	L	73-75
*Northern Kentucky	W	107-98 (2 ot)
*Indianapolis	W	81-79
*LEWIS	W	81-75
*SAINT JOSEPH'S	W	72-54
*Kentucky Wesleyan	W	72-69
*Bellarmine	L	66-69
*Kentucky State	W	84-70

*GLVC; #7-Kenny Kent Toyota Classic (Evansville, IN); @USI/Executive Inn National Shootout (Roberts Stadium)

1991-92 (10-18, 4-14 GLVC)

Home: 7-10; Away: 3-8; Neutral: n/a

OPPONENTS	W/L	Score
PURDUE-CALUMET	W	87-82
#IUPU-INDIANAPOLIS	L	86-89
CAMPBELLSVILLE	W	121-104
FONTBONNE	W	83-40
OAKLAND CITY	W	84-79
QUINCY	L	78-90
@SIU-EDWARDSVILLE	L	76-81
@ASSUMPTION	W	70-64
*Kentucky State	L	82-91
*Bellarmine	L	55-63
*ASHLAND	L	78-84
*IUPU FT. WAYNE	L	80-94
*Northern Kentucky	W	71-70
*Indianapolis	L	64-70
*LEWIS	L	77-88
*SAINT JOSEPH'S	L	55-67
Oakland City	W	96-83
*Kentucky Wesleyan	L	58-82
*IUPU Ft. Wayne	L	78-97
*Ashland	L	83-99
*NORTHERN KENTUCKY	L	97-98 (ot)
*INDIANAPOLIS	W	82-72
*Lewis	W	80-75
*Saint Joseph's	L	72-93
Tenn.-Martin	L	74-77
*KENTUCKY WESLEYAN	L	66-83
*BELLARMINE	L	84-85
*KENTUCKY STATE	W	105-97

*GLVC Game; #Kenny Kent Toyota Classic (Evansville, IN); @USI/Executive Inn National Shootout (Evansville, IN)

1992-93 (22-7, 14-4 GLVC)

Home: 16-1; Away: 6-6; Neutral: n/a

NCAA II Tournament

OPPONENTS	W/L	Score
+INDIANA TECH	W	116-79
+UNION	W	104-81
#STONEHILL	W	93-72
#GRAND CANYON	W	90-74
GRACELAND	W	123-76
Missouri	L	62-77
SIU-Edwardsville	W	77-67
Quincy	L	81-83
*KENTUCKY WESLEYAN	W	84-75
*ASHLAND	W	121-74
*IUPU-Ft. WAYNE	W	107-96
*Kentucky State	L	82-95
*Bellarmine	W	93-82
*SAINT JOSEPH'S	W	85-69
*LEWIS	W	81-69
*Northern Kentucky	W	107-79

1992-93 season continued in next column...

1992-93 continued...

OPPONENTS	W/L	Score
*Indianapolis	W	81-70
*IUPU-Ft. Wayne	L	87-99
*Ashland	W	91-60
*BELLARMINE	W	105-76
*KENTUCKY STATE	W	95-78
*Lewis	W	78-68
*Saint Joseph's	L	73-78
*INDIANAPOLIS	W	95-83 (ot)
*NORTHERN KENTUCKY	W	60-59
SIU-EDWARDSVILLE	W	86-77
*Kentucky Wesleyan	L	66-83
*NORTHERN MICHIGAN	L	85-86
*IUPU-Ft. WAYNE	W	95-93

*GLVC Game; +Kenny Kent Classic (Evansville, IN); #Executive Inn National Shootout (Evansville, IN); ^NCAA II Great Lakes Regional (Evansville, IN)



Brian Huebner's performance in the 1995 Elite Eight netted him All-Tournament honors and helped the Screaming Eagles capture their first-ever national championship in any sport.

1993-94 (28-4, 16-2 GLVC)

Home: 17-1; Away: 9-2; Neutral: 2-1

GLVC Champions, NCAA II Great Lakes

Region Champions, NCAA II Finalist

OPPONENTS	W/L	Score
GRACELAND	W	130-79
CAMPBELLSVILLE	W	118-100
#SOUTHWEST BAPTIST	W	105-73
*MISSOURI SOUTHERN	L	85-103
*Northern Kentucky	W	99-89
Wisconsin-Parkside	W	121-76
*Indianapolis	W	89-79
SIU-Edwardsville	W	110-105
*LEWIS	W	96-92
*SAINT JOSEPH'S	W	72-66
*Ashland	W	107-76
*IUPU-Ft. Wayne	W	85-75
QUINCY	W	106-82
*KENTUCKY WESLEYAN	W	102-88
WISCONSIN-PARKSIDE	W	112-75
*BELLARMINE	W	97-80
*Kentucky State	W	106-71
*Saint Joseph's	W	92-66
*Lewis	L	75-79
*IUPU-Ft. WAYNE	W	108-73

1993-94 season continued in next column...

1993-94 continued...

OPPONENTS	W/L	Score
*ASHLAND	W	120-98
SIU-EDWARDSVILLE	W	112-96
*Kentucky Wesleyan	L	87-94
*Kentucky State	W	105-89
*Bellarmine	W	96-89
*NORTHERN KENTUCKY	W	112-83
*INDIANAPOLIS	W	113-74
*KENTUCKY WESLEYAN	W	78-67
*WAYNE STATE	W	112-84
\$South Dakota	W	98-77
\$New Hampshire	W	111-89
\$Cal St. Bakersfield	L	86-92

*GLVC Game; #Kenny Kent Toyota National Shootout (Evansville, IN); ^NCAA II Great Lakes Regional (Evansville, IN); \$NCAA II Elite Eight (Springfield, MA)

1994-95 (29-4, 15-3 GLVC)

Home: 14-1; Away: 15-3; Neutral: 7-0

NCAA II Great Lakes Region champions;

NCAA II National Champions

OPPONENTS	W/L	Score
IUPU-INDIANAPOLIS	W	117-99
IUPU-Indianapolis	W	89-83
#WINONA STATE	W	92-79
*TAMPA	W	107-101
SIU-Edwardsville	L	105-124
*NORTHERN KENTUCKY	L	90-96
@Cameron	W	96-68
@Washburn	W	107-103 (ot)
*INDIANAPOLIS	W	125-88
*Lewis	W	100-72
*Saint Joseph's	W	81-74
SIU-EDWARDSVILLE	W	109-90
*KENTUCKY WESLEYAN	W	117-83
*KENTUCKY STATE	W	114-82
*BELLARMINE	W	70-64
*Ashland	W	85-71
*IUPU-Ft. Wayne	W	97-90
*SAINT JOSEPH'S	W	77-57
*LEWIS	W	114-81
PURDUE-CALUMET	W	126-66
*Kentucky Wesleyan	L	90-97
*Bellarmine	W	76-72 (ot)
*Kentucky State	W	105-63
*IUPU-Ft. WAYNE	W	98-90
*ASHLAND	W	86-74
*Northern Kentucky	L	97-101
*Indianapolis	W	99-89
*HILLSDALE	W	95-86
*Kentucky Wesleyan	W	102-67
*Northern Kentucky	W	102-94
\$New Hampshire	W	108-93
\$Norfolk State	W	89-81
\$Calif.-Riverside	W	71-63

*GLVC Game; #Kenny Kent Toyota National Shootout (Evansville, IN); @High Desert Classic (Las Vegas, NV); ^NCAA Great Lakes Regional (Cincinnati, OH); \$NCAA Elite Eight (in Louisville, Ky.)

1995-96 (25-4, 18-2 GLVC)

Home: 15-2; Away: 8-2; Neutral: 2-0

GLVC Champions, NCAA II Tournament

OPPONENTS	W/L	Score
#Oklahoma City	W	117-98
#Wisconsin-Platteville	W	85-62
+CHARLESTON	W	101-78
+CENTRAL OKLAHOMA	L	114-116
INDIANA WESLEYAN	W	99-66
GRACE	W	93-62
*Lewis	W	109-103 (ot)
*Wisconsin-Parkside	W	84-62
*SIU-EDWARDSVILLE	W	109-83
*NORTHERN KENTUCKY	W	99-66
INDIANA-SOUTH BEND	W	105-65
*Saint Joseph's	L	80-82
*IUPU-Ft. Wayne	W	96-60
*QUINCY	W	116-87
*LEWIS	W	105-79
*KENTUCKY WESLEYAN	W	90-73
*Indianapolis	L	83-86
*Northern Kentucky	W	103-102
*BELLARMINE	W	84-69

1995-96 season continued on next page...

Home games listed in ALL CAPS



University of Southern Indiana BASKETBALL RECORD BOOK



The 1997-98 University of Southern Indiana men's basketball team won the inaugural Disney Division II Tip-Off Classic. The Screaming Eagles 134-125 victory over Northern State University in the second round was the highest-scoring game the Eagles have ever been involved in and marked the second triple-overtime contest in three games dating back to the 1996-97 season.

1995-96 continued...

OPPONENTS	W/L	Score
*WISCONSIN-PARKSIDE	W	91-77
*SAINT JOSEPH'S	W	75-67
*SIU-Edwardsville	W	95-84
*Quincy	W	98-84
*Bellarmine	W	88-64
*Kentucky Wesleyan	W	81-65
*IUPU-Ft. WAYNE	W	103-69
*INDIANAPOLIS	W	96-73
*INDIANAPOLIS	W	75-71
^NORTHERN KENTUCKY	L	87-99
*GLVC Game; ^Alaska Tournament of Champions (Fairbanks, AK); +Kenny Kent Toyota National Shootout (Evansville, IN); ^NCAA II Tournament (Evansville, IN)		

1996-97 (23-5, 16-4 GLVC)

Home: 16-0; Away: 5-4; Neutral: 2-1
GLVC Champions, NCAA II Tournament

OPPONENTS	W/L	Score
PUERTO RICO-MAYAGUEZ	W	120-60
*MISSOURI-ST. LOUIS	W	92-65
OLIVET NAZARENE	W	93-75
#MARS HILL	W	108-94
#USC-SPARTANBURG	W	81-68
@CSU San Bernardino	W	96-86
@Denver	W	102-82
*QUINCY	W	103-79
*Lewis	L	83-86
*Wisconsin-Parkside	W	91-73
*SIU-Edwardsville	W	86-66
*Saint Joseph's	W	90-68
*BELLARMINE	W	99-79
*KENTUCKY WESLEYAN	W	104-96
*Northern Kentucky	L	79-96
*Indianapolis	L	86-91
*Quincy	W	76-68
*Missouri-St. Louis	W	95-68
PIKEVILLE	W	93-53
*WISCONSIN-PARKSIDE	W	74-58
*LEWIS	W	77-75
*SIU-EDWARDSVILLE	W	83-82
*IUPU-Ft. WAYNE	W	96-61
*BELLARMINE	W	65-60
*Kentucky Wesleyan	L	71-74

1996-97 season continued in next column...

1996-97 continued...

OPPONENTS	W/L	Score
*INDIANAPOLIS	W	88-83 (ot)
*NORTHERN KENTUCKY	W	116-111 (ot)
^Quincy	L	118-125 (3 ot)
*GLVC Game; #USI National Shootout (Evansville, IN); @High Desert Classic (Las Vegas, NV); ^NCAA II Tournament (Indianapolis, IN)		

1997-98 (27-6, 14-4 GLVC)

Home: 16-1; Away: 6-5; Neutral: 5-0
Disney Division II Tip-Off Classic Champion
GLVC Tournament Finalist; NCAA II Tournament

OPPONENTS	W/L	Score
#Central Oklahoma	W	102-100
#Northern State	W	134-125 (3 ot)
#Columbus State	W	86-85
P.R.-MAYAGUEZ	W	105-59
+OAKLAND	W	92-68
+FLORIDA TECH	W	74-56
*IUPU-Ft. WAYNE	W	104-97
*SAINT JOSEPH'S	W	87-81
OAKLAND CITY	W	84-63
TRUMAN STATE	W	92-85
ST. FRANCIS	W	117-87
MINNESOTA-DULUTH	W	100-56
*Bellarmine	W	85-84 (ot)
*Kentucky Wesleyan	L	80-85
*SIU-Edwardsville	L	86-96
*QUINCY	W	91-71
*LEWIS	W	82-60
*WISCONSIN-PARKSIDE	W	91-64
*Northern Kentucky	L	75-87
*Indianapolis	W	102-90
*SIU-EDWARDSVILLE	W	84-74
*Missouri-St. Louis	W	92-73
*BELLARMINE	L	74-89
*KENTUCKY WESLEYAN	W	93-85
*Saint Joseph's	W	110-80
*IUPU-Ft. Wayne	W	84-65
*MISSOURI-ST. LOUIS	W	100-74
*Quincy	W	109-95
@BELLARMINE	W	102-76
@Northern Kentucky	W	79-78
@Kentucky Wesleyan	L	81-94
^Northern Kentucky	W	81-66
^Kentucky Wesleyan	L	79-98
*GLVC Game; #Disney D-II Tip-Off Classic (Orlando, FL); +National Shootout (Evansville, IN); @GLVC Tournament (Owensboro, KY); ^NCAA Tournament (Owensboro, KY)		

1998-99 (26-6, 18-4 GLVC)

Home: 14-1; Away: 8-4; Neutral: 4-1
GLVC Tournament Finalist; NCAA II Tournament

OPPONENTS	W/L	Score
THOMAS	W	113-60
+SAGINAW VALLEY ST.	W	72-67
+ARMSTRONG STATE	W	105-78
*Lewis	W	74-65
*Wisconsin-Parkside	W	69-61
*NORTHERN KENTUCKY	W	97-76
*INDIANAPOLIS	W	80-63
*SIU Edwardsville	W	88-65
OAKLAND CITY	W	85-69
*BELLARMINE	W	54-47
*KENTUCKY WESLEYAN	L	54-64
*Missouri-St. Louis	W	85-64
*Quincy	L	76-99
*SAINT JOSEPH'S	W	99-63
*IUPU-Ft. WAYNE	W	97-79
*Indianapolis	L	71-75
*Northern Kentucky	W	79-74
*WISCONSIN-PARKSIDE	W	74-62
*LEWIS	W	81-71
*IUPU-Ft. Wayne	W	81-73
*Saint Joseph's	W	98-79
*SIU EDWARDSVILLE	W	78-68
*QUINCY	W	80-46
*MISSOURI-ST. LOUIS	W	85-76
*Kentucky Wesleyan	L	89-112
*Bellarmine	W	76-58
@Quincy	W	83-61
@Lewis	W	68-67
@Kentucky Wesleyan	L	94-95
^Northwood	W	89-79
^Wayne State	W	72-69
^Kentucky Wesleyan	L	64-76
*GLVC Games; +National Shootout (Evansville, IN); @GLVC Tournament Games (Roberts Stadium); ^NCAA Tournament Games (Owensboro, KY)		

1999-2000 (25-6, 17-3 GLVC)

Home: 14-0; Away: 7-4; Neutral: 4-2
GLVC Tournament Finalist; NCAA II Tournament

OPPONENTS	W/L	Score
LEMOYNE-OWEN	W	89-80
*IUPU-Ft. Wayne	W	101-86
*Saint Joseph's	W	106-84
OAKLAND CITY	W	97-81
*SIU Edwardsville	W	84-81
#Abilene Christian	W	89-64
#Central Washington	L	78-93
FERRIS STATE	W	99-49
LINCOLN	W	117-59
*Missouri-St. Louis	W	96-69
*QUINCY	W	96-93
*LEWIS	W	94-82
*WISCONSIN-PARKSIDE	W	78-52
*BELLARMINE	W	84-73
*KENTUCKY WESLEYAN	W	93-92 (2 ot)
*Northern Kentucky	L	79-87
*Indianapolis	L	77-80 (ot)
*SAINT JOSEPH'S	W	117-112
*IUPU-Ft. WAYNE	W	102-93
*Wisconsin-Parkside	W	61-52
*Lewis	L	66-75
*SIU EDWARDSVILLE	L	86-62
*Kentucky Wesleyan	W	81-78
*Bellarmine	W	93-78
*INDIANAPOLIS	W	84-80
*NORTHERN KENTUCKY	W	75-60
@Bellarmine	W	87-81
@Northern Kentucky	W	100-89
@Kentucky Wesleyan	L	88-90
^Michigan Tech	W	83-66
^Kentucky Wesleyan	W	79-88
*GLVC Game; #High Desert Classic (Las Vegas, NV); @GLVC Tournament (Roberts Stadium); ^NCAA II Tournament (Owensboro, KY)		

Home games listed in ALL CAPS



University of Southern Indiana BASKETBALL RECORD BOOK



The Screaming Eagles finished the 2000-01 season with an 26-4 record and an 18-2 mark in the GLVC. USI's performance in GLVC play that season tied the school record for wins and winning percentage (.900). USI also posted 18-2 conference marks in 1995-96 as well as in 2004-05.

2000-01 (26-4, 18-2 GLVC)

Home: 14-1; Away: 10-1; Neutral: 2-2

GLVC Regular Season Champions;
GLVC Tournament Finalist; NCAA II Tournament

OPPONENTS	W/L	Score
HUNTINGTON	W	106-88
MO SOUTHERN ST.	W	81-72
*IUPUI-Ft. WAYNE	W	94-81
*SAINT JOSEPH'S	W	80-71
Henderson State	W	69-57
*SIU EDWARDSVILLE	W	99-78
OAKLAND CITY	W	95-65
ABILENE CHRISTIAN	W	91-64
FERRIS STATE	W	120-100
*Indianapolis	W	92-74
*NORTHERN KENTUCKY	W	90-75
*Quincy	W	88-66
*Missouri-St. Louis	W	84-69
*LEWIS	W	82-70
*WISCONSIN-PARKSIDE	W	87-71
*Bellarmine	W	100-68
*Kentucky Wesleyan	L	86-97
*Saint Joseph's	W	109-83
*IUPUI-Ft. Wayne	W	110-108
*MISSOURI-ST. LOUIS	W	87-66
*QUINCY	W	91-66
*SIU EDWARDSVILLE	W	101-73
*Wisconsin-Parkside	W	87-72
*Lewis	W	84-70
*KENTUCKY WESLEYAN	L	89-91
*BELLARMINE	W	113-86
@Indianapolis	W	81-67
@St. Joseph's	W	91-88
@Kentucky Wesleyan	L	74-91
*Northern Kentucky	L	92-93 (ot)
*GLVC Game; @GLVC Tournament (Roberts Stadium);		
*NCAA II Tournament (Owensboro, KY)		

2001-02 (22-8, 14-6 GLVC)

Home: 14-1; Away: 5-5; Neutral: 3-2

Third in Disney Division II Tip-Off Classic
GLVC Tournament Quarterfinalist

OPPONENTS	W/L	Score
#Texas A&M-Commerce	W	109-72
#Wingate	L	97-113
#Grand Valley State	W	112-86
*Missouri-St. Louis	L	53-69
*Quincy	W	97-88
*LEWIS	W	82-75
*WISCONSIN-PARKSIDE	L	69-70
*Indianapolis	W	91-90

2001-02 season continued in next column...

2001-02 continued...

OPPONENTS	W/L	Score
*Northern Kentucky	L	82-83 (ot)
OAKLAND CITY	W	97-52
ABILENE CHRISTIAN	W	103-69
BRESCIA	W	101-72
*KENTUCKY WESLEYAN	W	94-88
WILBERFORCE	W	104-60
*QUINCY	W	98-80
*SIU EDWARDSVILLE	W	102-96
*Wisconsin-Parkside	W	79-68
*Saint Joseph's	L	87-92
*NORTHERN KENTUCKY	W	99-90
*BELLARMINE	W	116-94
OLIVET NAZARENE	W	92-71
*MISSOURI-ST. LOUIS	W	72-63
*SIU Edwardsville	W	86-73
*Lewis	L	68-81
*SAINT JOSEPH'S	W	102-88
*INDIANAPOLIS	W	86-68
*Bellarmine	W	103-56
*Kentucky Wesleyan	L	68-96
@Indianapolis	W	82-79
@Kentucky Wesleyan	L	77-80
*GLVC Game; #Division II Tip-Off Classic (Orlando, FL);		
@GLVC Tournament (Roberts Stadium)		

2002-03 (25-7, 16-4 GLVC)

Home: 14-1; Away: 8-3; Neutral: 3-3

GLVC Tournament Quarterfinalist;
NCAA II Great Lakes Region Tournament Finalist

OPPONENTS	W/L	Score
WILBERFORCE	W	86-79
HENDERSON STATE	W	79-70
*Kentucky Wesleyan	L	61-73
*Bellarmine	L	80-82
*INDIANAPOLIS	W	82-78
*SAINT JOSEPH'S	W	100-83
#Western Washington	W	81-72
#Washburn	L	84-92
OAKLAND CITY	W	98-70
LOCK HAVEN	W	86-63
*Lewis	L	69-76
*SIU Edwardsville	W	90-77
*MISSOURI-ST. LOUIS	W	85-61
*BELLARMINE	W	107-82
*NORTHERN KENTUCKY	W	87-82
*Saint Joseph's	W	115-108 (ot)
*Wisconsin-Parkside	W	80-72
*SIU EDWARDSVILLE	W	95-64
*QUINCY	W	90-83

2002-03 season continued in next column...

2002-03 continued...

OPPONENTS	W/L	Score
ILLINOIS-SPRINGFIELD	W	116-72
*%KENTUCKY WESLEYAN	L	84-89
*Northern Kentucky	W	87-85 (ot)
*Indianapolis	W	78-63
*WISCONSIN-PARKSIDE	W	85-70
*LEWIS	W	87-83
*Quincy	W	82-69
*Missouri-St. Louis	W	90-75
@Saint Joseph's	W	91-85
@Northern Kentucky	L	82-84
^Lewis	W	82-63
^Michigan Tech	W	74-71
^%Kentucky Wesleyan	L	91-95
*GLVC Game; #High Desert Classic (Las Vegas, NV);		
@GLVC Tournament (Roberts Stadium);		
^NCAA II Great Lakes Regional (Houghton, MI);		
%KWC later forfeited games to USI due to ineligible players		

2003-04 (28-7, 15-5 GLVC)

Home: 16-1; Away: 6-4; Neutral: 6-2

GLVC Tournament Quarterfinalist;
NCAA II Great Lakes Region Champion;
NCAA II Finalist

OPPONENTS	W/L	Score
LINCOLN	W	103-73
OAKLAND CITY	W	98-41
*Bellarmine	W	71-60
*Kentucky Wesleyan	W	78-65
*Missouri-St. Louis	W	95-80
*Quincy	W	80-69
HENDERSON STATE	W	72-62
ILLINOIS-SPRINGFIELD	W	116-72
NORTH ALABAMA	W	93-75
FERRIS STATE	W	89-62
TUSCULUM	W	82-62
*LEWIS	L	77-82
*WISCONSIN-PARKSIDE	W	71-63
*Indianapolis	L	87-88
*Northern Kentucky	L	80-81
*KENTUCKY WESLEYAN	W	72-68
*QUINCY	W	70-67
*SIU EDWARDSVILLE	W	86-62
*Wisconsin-Parkside	W	90-82
*Saint Joseph's	L	80-83
*NORTHERN KENTUCKY	W	74-66
*BELLARMINE	W	113-69
*MISSOURI-ST. LOUIS	W	117-78
*SIU Edwardsville	W	75-70
*Lewis	L	59-65
*SAINT JOSEPH'S	W	117-69
*INDIANAPOLIS	W	96-79
@Northern Kentucky	W	83-74
@Kentucky Wesleyan	L	73-74
@Kentucky Wesleyan	W	96-83
^Findlay	W	75-67
^Wayne State	W	69-68
\$NW Missouri State	W	88-81
\$Metro State	W	83-81
\$Kennesaw State	L	59-84
*GLVC Games; @GLVC Tournament (Roberts Stadium);		
^NCAA II G.L. Region Tournament (Romeoville, IL);		
\$NCAA II Elite Eight (Bakersfield, CA)		

2004-05 (27-5, 18-2 GLVC)

Home: 14-0; Away: 8-4; Neutral: 5-1

GLVC Regular Season Champion;
GLVC Tournament Champion; NCAA II Tournament

OPPONENTS	W/L	Score
OLIVET NAZARENE	W	97-70
North Alabama	L	75-78
*INDIANAPOLIS	W	87-66
*SAINT JOSEPH'S	W	95-87
*Lewis	W	78-74
*SIU Edwardsville	L	70-75
*MISSOURI-ST. LOUIS	W	83-63
#Ferris State	L	82-93
#Wayne State	W	72-60
ANDERSON	W	94-61
*BELLARMINE	W	109-73
*NORTHERN KENTUCKY	W	87-82 (ot)
PITTSBURGH-JOHNSTOWN	W	100-72
*Saint Joseph's	L	81-89
*Wisconsin-Parkside	W	62-58
*SIU EDWARDSVILLE	W	61-60

2004-05 season continued on next page...

Home games listed in ALL CAPS



University of Southern Indiana BASKETBALL RECORD BOOK



Danny Gibson helped USI to its first-ever GLVC Tournament title in 2005 and to the brink of an NCAA II Great Lakes Region title in 2006. USI was 54-12 during Gibson's two years as a Screaming Eagle.

2004-05 continued...

OPPONENTS	W/L	Score
*QUINCY	W	84-56
OAKLAND CITY	W	89-59
*KENTUCKY WESLEYAN	W	86-64
*Northern Kentucky	W	80-67
*Indianapolis	W	80-77
*WISCONSIN-PARKSIDE	W	88-64
*LEWIS	W	89-54
*Quincy	W	71-63
*Missouri-St. Louis	W	78-51
*Kentucky Wesleyan	W	70-54
*Bellarmine	W	73-59
@Missouri-St. Louis	W	93-63
@Saint Joseph's	W	102-71
@Northern Kentucky	W	79-49
^Gannon	W	67-61
^Ferris State	L	87-93
*GLVC Game;		
#Lions Club Holiday Classic (Big Rapids, MI);		
@GLVC Tournament (Roberts Stadium);		
^NCAA II Tournament (Findlay, OH)		

2005-06 (27-7, 14-5 GLVC)

Home: 14-2; Away: 7-3; Neutral: 6-2
Disney Division II Tip-Off Classic Champion;
GLVC West Division co-Champion; GLVC Tournament;
NCAA II Great Lakes Region Tournament Finalist

OPPONENTS	W/L	Score
#Caldwell	W	88-70
#Nebraska-Omaha	W	76-71
#Columbus State	W	90-86
ROBERT MORRIS	W	92-43
!GLENVILLE STATE	W	107-69
!CENTRAL STATE	W	94-68
*Missouri-Rolla	W	70-55
*Missouri-St. Louis	L	83-87
*WISCONSIN-PARKSIDE	W	83-61
*LEWIS	W	60-49
BRYAN	W	88-53
%Ferris State	W	88-81
%Wayne State	W	78-59
LEES-MCRAE	W	110-69
OAKLAND CITY	W	114-56
*Bellarmine	W	95-76
*Northern Kentucky	W	75-56
*QUINCY	W	82-70
*SIU EDWARDSVILLE	L	77-78 (ot)
*Drury	W	69-65

2005-06 season continued in next column...

2005-06 continued...

OPPONENTS	W/L	Score
*Rockhurst	W	87-64
*INDIANAPOLIS	W	95-70
*SAINT JOSEPH'S	W	98-67
*Kentucky Wesleyan	W	74-58
*DRURY	L	82-83
*ROCKHURST	L	74-59
*Quincy	L	71-76
*SIU Edwardsville	L	63-67
*MISSOURI-ROLLA	W	97-60
*MISSOURI-ST. LOUIS	W	80-52
@Saint Joseph's	L	71-80
^Drury	W	78-58
^Saint Joseph's	W	81-78
^SIU Edwardsville	L	60-64 (ot)
*GLVC Game; #Disney Division II Tip-Off Classic (Orlando, FL);		
!USI Invitational (Evansville, IN);		
%GLVC/GLIAC Challenge (Indianapolis, IN);		
@GLVC Tournament (Roberts Stadium);		
^NCAA II Tournament (Rensselaer, IN)		

2006-07 (29-6, 14-5 GLVC)

Home: 15-0; Away: 6-4; Neutral: 8-1
Disney Division II Tip-Off Classic Champion;
GLVC West Division Champion;
GLVC Tournament Champion;
NCAA II Great Lakes Region Tournament Semi-finalist

OPPONENTS	W/L	Score
#North Georgia	W	85-62
#Pace	W	101-72
#Alaska-Fairbanks	W	94-73
WAYNE STATE	W	81-64
TIFFIN	W	87-53
JUDSON	W	125-68
ILLINOIS-SPRINGFIELD	W	105-71
*KENTUCKY WESLEYAN	W	84-69
*Saint Joseph's	W	96-86
*Indianapolis	L	55-56
GLENVILLE STATE	W	108-80
\$Wayne State	W	78-69
\$Ferris State	W	91-76
HARRIS-STOWE STATE	W	117-78
*ROCKHURST	W	79-64
*DRURY	W	89-70
*SIU Edwardsville	W	63-54
*Quincy	L	74-76 (ot)
*BELLARMINE	W	88-80
*NORTHERN KENTUCKY	W	83-71
*Lewis	W	82-68
*Wisconsin-Parkside	L	75-80 (ot)
*MISSOURI-ST. LOUIS	W	83-61
*MISSOURI-ROLLA	W	98-80
*Missouri-St. Louis	W	72-59
*Missouri-Rolla	W	80-64
*SIU EDWARDSVILLE	W	73-54
*QUINCY	W	87-65
*Rockhurst	L	63-75
*Drury	L	72-77
@Lewis	W	57-45
@Quincy	W	76-57
@Northern Kentucky	W	63-61
^Rockhurst	W	84-78
^Grand Valley State	L	83-90
*GLVC Game; #Disney Division II Tip-Off Classic (Orlando, FL);		
\$GLVC/GLIAC Challenge (Detroit, MI); @GLVC Tournament (Roberts Stadium);		
^NCAA II Tournament (Findlay, OH)		

2007-08 (15-12, 9-10 GLVC)

Home: 11-7; Away: 4-5; Neutral: 0-0

OPPONENTS	W/L	Score
HARRIS-STOWE	W	87-62
ILLINOIS-SPRINGFIELD	L	66-68
#SOUTHWEST MINNESOTA	W	61-51
#NORTHWEST MISSOURI	L	66-74
*Kentucky Wesleyan	W	79-77
OHIO VALLEY	W	94-68
TIFFIN	W	87-49
FERRIS STATE	W	83-60
MICHIGAN TECH	W	58-57
*Missouri-St. Louis	L	67-44
*Missouri S&T	W	73-57
*WISCONSIN-PARKSIDE	L	65-72
*LEWIS	L	77-87
*Northern Kentucky	L	62-78
*Bellarmine	L	49-65
*QUINCY	L	64-74
*SIU EDWARDSVILLE	W	74-69
*Drury	L	56-61
*Rockhurst	W	61-60
*SAINT JOSEPH'S	L	57-75
*INDIANAPOLIS	W	81-76
*ROCKHURST	W	95-71
*DRURY	L	68-70
*SIU Edwardsville	L	58-70
*Quincy	L	62-73
*MISSOURI S&T	W	76-55
*MISSOURI-ST. LOUIS	W	81-62
*GLVC Game;		
#Bill Joergens Memorial Tournament (Evansville, IN)		

2008-09 (27-7, 14-3 GLVC)

Home: 19-2; Away: 6-3; Neutral: 2-2

OPPONENTS	W/L	Score
!Saint Martin's	W	99-95 (ot)
!Minnesota State-Mankato	L	60-68
!Bentley	L	54-56
URBANA	W	93-54
HARRIS-STOWE STATE	W	103-58
SAINT FRANCIS (IN)	W	102-58
MISSOURI BAPTIST	W	83-39
#KING	W	87-64

2008-09 season continued on page 67...



Tyrone Bradshaw earned second-team All-GLVC accolades in 2009-10 after averaging 14.0 points and 5.8 rebounds per outing. Bradshaw finished his career ranked third all-time at USI with 137 blocks.

Home games listed in ALL CAPS

Since the 1992-93 season, USI has been one of the top programs in the country, amassing an on-court record of 570-143 (.799), appearing in 19 NCAA II Tournaments, three Elite Eights, and winning the national championship in 1995.



University of Southern Indiana

BASKETBALL RECORD BOOK



The Screaming Eagles overcame adversity and heartbreak to set a school record for consecutive victories and winning percentage in 2009-10. The Eagles, who finished the season ranked ninth, nationally, won their first 23 games and finished the year with a 24-3 overall record.

2008-09 continued...

OPPONENTS	W/L	Score
#FLORIDA SOUTHERN	W	89-88
*Lewis	W	73-67
*Wisconsin-Parkside	W	83-58
TEMPLE BAPTIST	W	130-57
MARYVILLE	W	92-55
TIFFIN	W	107-58
*SAINT JOSEPH'S	W	81-62
*INDIANAPOLIS	W	87-74
*NORTHERN KENTUCKY	W	83-78
*Bellarmine	L	63-82
*KENTUCKY WESLEYAN	L	63-69
*MISSOURI-ST. LOUIS	W	93-86
*ROCKHURST	W	98-92 (ot)
LAKE ERIE	W	100-58
*Missouri S&T	W	74-63
*QUINCY	W	85-64
*DRURY	W	84-71
*Quincy	L	71-74
*Missouri-St. Louis	W	81-54
*MISSOURI S&T	W	94-73
*Drury	W	76-69
*Rockhurst	W	76-56
\$LEWIS	W	67-61
\$BELLARMINE	L	50-54
^Rockhurst	W	78-72
^Findlay	L	59-81

2009-10 (24-3, 15-3 GLVC)

Home: 15-1; Away: 7-2; Neutral: 2-0

OPPONENTS	W/L	Score
HARRIS-STOWE STATE	W	84-61
TIFFIN	W	93-73
#MICHIGAN TECH	W	72-55
*MINNESOTA-DULUTH	W	89-52
*BELLARMINE	W	75-62
*NORTHERN KENTUCKY	W	69-50
!Indiana-Southeast	W	84-68
!Ohio Valley	W	101-35
LAKE ERIE	W	105-64
URBANA	W	114-63
BREVARD	W	106-61
*ILLINOIS-SPRINGFIELD	W	110-68
*SAINT JOSEPH'S	W	103-77
*Missouri S&T	W	72-59
*Maryville	W	153-88
*Kentucky Wesleyan	W	74-69

2009-10 season continued in next column...

2009-10 continued...

OPPONENTS	W/L	Score
*Indianapolis	W	78-70
*Wisconsin-Parkside	W	78-67
*Lewis	W	80-57
*MISSOURI-ST. LOUIS	W	59-44
*ROCKHURST	W	78-71
*Drury	W	83-72
*INDIANAPOLIS	W	91-74
*KENTUCKY WESLEYAN	L	68-86
*Northern Kentucky	L	56-68
*Bellarmine	L	71-81
*QUINCY	W	79-71

*GLVC Game; #Bill Joergens Memorial Tournament (Evansville, IN); !Fern Valley Hotel Classic (Louisville, KY)

2010-11 (24-6, 14-4 GLVC)

Home: 14-2; Away: 7-2; Neutral: 3-2

GLVC Tournament finalist; NCAA II Tournament

OPPONENTS	W/L	Score
OHIO DOMINICAN	W	80-63
KING	W	78-70
MCKENDREE	W	90-68
BRESCIA	W	98-62
*Northern Kentucky	W	76-63
*BELLARMINE	L	60-69
!Indiana-Southeast	W	105-96
^West Virginia State	W	78-67
#HARRIS-STOWE STATE	W	105-76
#ST. CATHARINE (Ky.)	W	65-64
*Saint Joseph's	W	58-53
*Illinois Springfield	W	78-61
*MARYVILLE	W	76-50
*MISSOURI S&T	W	76-56
*DRURY	W	75-65
*Quincy	W	80-68
*KENTUCKY WESLEYAN	W	93-64
*INDIANAPOLIS	L	68-70
*LEWIS	W	75-71
*WISCONSIN-PARKSIDE	W	93-81
*Rockhurst	W	81-61
*Missouri-St. Louis	W	79-50
*Indianapolis	W	90-70
*Kentucky Wesleyan	L	77-84
*Bellarmine	L	79-84
*NORTHERN KENTUCKY	W	63-60
^WISCONSIN-PARKSIDE	W	92-64
@Drury	W	88-74
@Bellarmine	L	81-87 (ot)
\$Drury	L	64-65

*GLVC Game; !Fern Valley Hotel Classic (Louisville, KY); #Bill Joergens Memorial Classic (Evansville, IN); ^GLVC Tourn. 1st Round (Evansville, IN); @GLVC Tournament (St. Louis, MO); \$NCAA II Midwest Region Tournament (Louisville, KY)

2011-12 (24-7, 12-6 GLVC)

Home: 14-2; Away: 5-4; Neutral: 5-1

GLVC Champions, NCAA II Tournament

OPPONENTS	W/L	Score
OHIO DOMINICAN	W	71-48
BEREA	W	82-42
#MALONE	W	83-47
#INDIANA-SOUTHEAST	W	80-74 (ot)
*Lewis	W	61-59
*Wisconsin-Parkside	W	71-69
!St. Catharine	W	65-62
!Ohio Valley	W	90-64
CEDARVILLE	W	74-45
HARRIS-STOWE STATE	W	73-46
*MISSOURI S&T	L	55-62
*DRURY	W	76-64
*William Jewell	W	80-71
*Rockhurst	W	63-31
*KENTUCKY WESLEYAN	W	72-57
*INDIANAPOLIS	L	56-59
*SAINT JOSEPH'S	W	85-62
*Bellarmine	L	53-67
*NORTHERN KENTUCKY	W	69-68
*Saint Joseph's	W	67-59
*Indianapolis	L	59-65
*WISCONSIN-PARKSIDE	W	77-50
*LEWIS	W	70-63
*BELLARMINE	W	75-72
*Northern Kentucky	L	55-69
*Kentucky Wesleyan	L	54-69
^MARYVILLE	W	68-51
@Indianapolis	W	78-60
@Bellarmine	W	71-68
@Northern Kentucky	W	60-56
\$Kentucky Wesleyan	L	58-64

*GLVC Game; #Bill Joergens Memorial Classic (Evansville, IN); !Fern Valley Hotel Classic (Louisville, KY); ^GLVC Tournament First Round (Evansville, IN); @GLVC Tournament (St. Louis, MO); \$NCAA II Midwest Region Tournament (Louisville, KY)



Jeron Lewis earned third-team All-GLVC honors in 2009-10 after averaging 12.3 points and 8.1 rebounds in 14 games. Lewis tragically passed away during the season after collapsing during a game.

Home games listed in ALL CAPS



University of Southern Indiana BASKETBALL RECORD BOOK



The Screaming Eagles earned their first GLVC Tournament title under Head Coach **Rodney Watson** in 2011-12 when they defeated Northern Kentucky, 60-56, in the GLVC Championship in Springfield, Illinois. USI finished the year 24-7 and advanced to the NCAA II Tournament.

2012-13 (23-8, 13-5 GLVC)

Home: 13-2; Away: 6-3; Neutral: 4-3

GLVC Tournament finalist; NCAA II Tournament

OPPONENTS	W/L	Score
KENTUCKY STATE	W	96-75
URBANA	W	54-53
#VIRGINIA AT WISE	W	70-51
#PHILANDER SMITH	W	103-82
NOTRE DAME	W	95-84
@Nova Southeastern	L	76-77
@UC Clermont	W	118-67
CEDARVILLE	W	72-61
*MISSOURI-ST. LOUIS	W	66-54
*MARYVILLE	W	83-55
*Illinois Springfield	L	71-73
*Quincy	W	78-70
*SAINT JOSEPH'S	W	90-81
*INDIANAPOLIS	W	69-55
*Kentucky Wesleyan	W	72-53
*Wisconsin-Parkside	L	68-77
*Lewis	W	65-64
*BELLARMINE	W	62-49
*McKendree	W	78-68
*LEWIS	L	59-63
*WISCONSIN-PARKSIDE	L	72-76 (ot)
*Indianapolis	W	87-62
*Saint Joseph's	W	73-58
*Bellarmine	L	62-73
*MCKENDREE	W	94-64
*KENTUCKY WESLEYAN	W	71-55
+Lewis	W	88-80 (ot)
+Wisconsin-Parkside	W	81-62
+Drury	L	65-71
\$Wayne State	W	79-70
\$Bellarmine	L	55-78
*GLVC Game; #Bill Joergens Memorial Classic (Evansville, IN); @Fern Valley Hotel Classic (Louisville, KY); +GLVC Tournament (Evansville, IN); \$NCAA II Midwest Region Tournament (Springfield, MO)		

2013-14 (25-6, 13-5 GLVC)

Home: 14-1; Away: 6-4; Neutral: 5-1

GLVC Tournament Champions; NCAA II Tournament

OPPONENTS	W/L	Score
at Kentucky Wesleyan	W	70-61
LAKE ERIE	W	90-89
+KING	W	94-72
+INDIANA SOUTHEAST	W	89-87
KENTUCKY STATE	W	92-69
#Ohio Valley	W	98-66
#Virginia Union	W	102-80
KENTUCKY WESLEYAN	W	80-68

2013-14 season continued in next column...

2013-14 season continued...

OPPONENTS	W/L	Score
*Rockhurst	W	86-68
*William Jewell	W	88-66
*MISSOURI S&T	W	81-69
*DRURY	L	56-64
*SAINT JOSEPH'S	W	97-78
*INDIANAPOLIS	W	73-64
*Bellarmine	W	68-66 (ot)
*Lewis	L	63-73
*Wisconsin-Parkside	L	71-82
*ILLINOIS SPRINGFIELD	W	90-72
*MCKENDREE	W	90-74
*Truman	Lot	68-71
*Quincy	W	96-69
*MARYVILLE	W	64-61
*MISSOURI-ST. LOUIS	W	75-58
*Indianapolis	L	67-92
*Saint Joseph's	W	103-92
*BELLARMINE	W	72-69
%MARYVILLE	W	86-78
%Lewis	W	92-74
%Drury	W	75-57
%Bellarmine	W	86-73
&Michigan Tech	L	70-75
*GLVC Game; #Bill Joergens Memorial Classic (Evansville, IN); #Fern Valley Hotel Classic (Louisville, KY); %GLVC Tournament (Evansville, IN); &NCAA II Midwest Region Tournament (Springfield, MO)		

2014-15 (19-8, 12-6 GLVC)

Home: 13-3; Away: 5-4; Neutral: 1-1

GLVC Tournament

OPPONENTS	W/L	Score
DAVIS & ELKINS	W	82-54
SHORTER (GA.)	W	91-86 (ot)
KENTUCKY STATE	W	85-74
+INDIANA EAST	W	86-74
+CEDARVILLE	W	87-81
#Florida Southern	L	80-91
#Ohio Valley	W	84-83
SALEM INTERNATIONAL	W	97-71
*WILLIAM JEWELL	W	86-48
*ROCKHURST	W	75-64
*Drury	L	59-80
*Missouri S&T	W	84-58
*Saint Joseph's	W	78-66
*Indianapolis	L	67-84
*BELLARMINE	L	70-83
*WISCONSIN-PARKSIDE	L	50-73
*LEWIS	W	64-60
*McKendree	L	82-88

2014-15 season continued in next column...

2014-15 season continued...

OPPONENTS	W/L	Score
*Illinois Springfield	W	67-54
*QUINCY	W	68-62
*TRUMAN STATE	W	81-70
*Missouri-St. Louis	W	76-69
*Maryville	W	64-62
*INDIANAPOLIS	W	69-67
*SAINT JOSEPH'S	W	90-65
*Bellarmine	L	54-67
%MARYVILLE	L	71-72 (ot)
*GLVC Game; +Bill Joergens Memorial Classic (Evansville, IN); #Bellarmine Classic (Louisville, KY); %GLVC Tournament (First Round)		

2015-16 (19-11, 10-8 GLVC)

Home: 12-4; Away: 4-5; Neutral: 3-2

GLVC Tournament

OPPONENTS	W/L	Score
\$vs. Findlay	W	88-80
\$vs. Lake Superior State	L	73-91
LEES MCRAE	W	118-104
KENTUCKY STATE	W	111-101
+OHIO VALLEY	W	85-65
+MIDWESTERN STATE	L	68-86
*MCKENDREE	W	89-61
*ILLINOIS SPRINGFIELD	W	85-64
@vs. Shaw	W	85-64
@vs. St. Catharine	W	94-63
SPALDING	W	84-55
PURDUE NORTH CENTRAL	W	102-67
*at Rockhurst	W	79-71
*at William Jewell	W	86-76
*QUINCY	L	92-96
*TRUMAN STATE	W	81-64
*at Bellarmine	L	65-80
*at Lewis	L	77-84
*at Wisconsin-Parkside	L	67-70
*INDIANAPOLIS	W	98-81
*SAINT JOSEPH'S	W	98-81
*at Drury	L	62-75
*at Missouri S&T	W	94-87
*MARYVILLE	L	80-89
*MISSOURI-ST. LOUIS	W	86-76
*at Illinois Springfield	L	81-86
*at McKendree	W	101-89
*BELLARMINE	W	89-82 (ot)
%ROCKHURST	W	86-72
&vs. Bellarmine	L	73-76
*GLVC Game; \$D2 Vegas Showdown (Las Vegas, NV); +Bill Joergens Memorial Classic (Evansville, IN); @Bellarmine Classic (Louisville, KY); %GLVC Tournament (First Round; Evansville, IN); &GLVC Tournament Quarterfinals (St. Charles, MO)		



Kenyon Smith earned GLVC All-Defensive honors in 2012 and 2013. He finished his career at USI with 110 steals in 61 games and was an integral part in two NCAA II Tournament runs during his time at USI.

Home games listed in ALL CAPS



University of Southern Indiana

BASKETBALL RECORD BOOK

2016-17 (25-5, 15-3 GLVC)

Home: 12-1; Away: 7-2; Neutral: 6-2

GLVC Tournament

OPPONENTS	W/L	Score
@ vs. Lake Erie	W	90-77
@vs. Ashland	W	74-62
+vs. Florida Southern	W	108-94
+vs. Kentucky Wesleyan	W	85-81
*at McKendree	W	104-58
*at Illinois Springfield	W	86-75
&OHIO VALLEY	W	103-48
&LEES-MCRAE	W	98-83
BLUEFIELD COLLEGE	W	99-54
>vs. Martin Methodist	W	100-62
>vs. Kentucky State	W	95-68
BLUEFIELD STATE	W	122-59
*WILLIAM JEWELL	W	88-71
*ROCKHURST	W	98-77
*at Truman State	W	111-89
*at Quincy	W	88-85
*BELLARMINE	L	70-78
*WISCONSIN-PARKSIDE	W	76-72
*LEWIS	W	80-57
*at Saint Joseph's	W	122-113 (3 ot)
*at Indianapolis	L	66-81
*MISSOURI S&T	W	86-78
*DRURY	W	77-51
*at Missouri St. Louis	W	71-58
*at Maryville	W	82-66
*ILLINOIS SPRINGFIELD	W	90-57
*MCKENDREE	W	81-67
*at Bellarmine	L	61-67
\$vs. Truman State	L	68-69
!vs. Findlay	L	69-70

*GLVC Game; @GLVC/GLIAC Challenge (Indianapolis, IN); +Small College Basketball Hall of Fame Classic (Ford Center); & Bill Joergens Memorial Classic (Evansville, IN); >Bellarmine Classic (Louisville, KY); \$GLVC Tournament (Quarterfinal; Evansville, IN); ! NCAA II MW Regional (Louisville, KY)