



**MEN'S
SOCCER
2017
PRESEASON
PROSPECTUS**



2017 USI MEN'S SOCCER

USI MEN'S SOCCER QUICK FACTS

General

Name of School: University of Southern Indiana
City/Population: Evansville/300,000 (Metro area)
Founded: 1965
Enrollment: 10,693 (*Fall 2016*)*
Nickname: Screaming Eagles
School Colors: Red, White, Blue
Field/Capacity: Strassweg Field/500
Affiliation: NCAA II
Conference: Great Lakes Valley
President: Dr. Linda L. M. Bennett
Alma Mater, Yr.: Cincinnati, '74
Athletic Director: Jon Mark Hall
Alma mater, yr.: Murray State, '90
Athletic Dept. Phone: 812-464-1846
Ticket Office Phone: 812-465-7165
Athletic Trainer: Scott Hooker
Phone: 812-465-1298
Assistant Athletic Trainer: Laura Heline
Phone: 812/464-1955

History

First Yr. Of Soccer: 1979
Overall All-Time Record: 330-328-46 (.502)
Yrs. in NCAA Tournament/Last: 2/2016
Last post-season opponent: Rockhurst
Result: L, 3-1

Coaching Staff

Head Coach: Mat Santoro
Alma Mater, Yr.: Davis & Elkins '07
Record at USI and Career: 64-63-16 (8 Seasons)
Soccer Office Phone: 812-464-1946
Best Time/Day to reach Coach: Mornings

2016 Team Information

2016 Overall Record: 13-4-4
2016 Conference Record: 10-2-3 (T-2nd)
Starters returning/lost: 9/2
Lettermen returning/lost: 18/3










Athletic Communications

Director of Athletic Communications: Ray Simmons
Office Phone: 812-465-1622
Home Phone: 812-626-6435
Cell Phone: 812-760-9582
Assistant Director of Athletic Communications: Dan McDonnell
Office Phone: 812-465-1121
Cell phone: 812-589-2956
Graduate Assistant Athletic Communications: Jostun Pomplun
Office Phone: 812-465-7094
Graduate Assistant Athletic Communications: Shawn Chambers
Office Phone: 812-465-7094
Athletic Communications Mailing Address:
8600 University Blvd. Evansville, IN 47712



2017 USI MEN'S SOCCER

USI MEN'S SOCCER SCHEDULE

Date	Opponent	H/A/N	Location	GLVC	Time
8/31/2017	<u>Kentucky Wesleyan College</u>	H	Evansville, IN		7 p.m.
9/3/2017	<u>Union University (Tenn.)</u>	A	Jackson, TN		5 p.m.
9/8/2017	<u>University of Missouri - St. Louis</u>	A	St. Louis, MO		7:30 p.m.
9/10/2017	<u>Maryville University</u>	A	St. Louis, MO		2:30 p.m.
9/17/2017	<u>Bellarmino University</u>	A	Louisville, KY		2:30 p.m.
9/22/2017	<u>University of Indianapolis</u>	H	Evansville, IN		7:30 p.m.
9/24/2017	<u>University of Wisconsin-Parkside</u>	H	Evansville, IN		2:30 p.m.
9/29/2017	<u>Lewis University</u>	A	Romeoville, IL		7:30 p.m.
10/1/2017	<u>University of Illinois Springfield</u>	A	Springfield, IL		2:30 p.m.
10/6/2017	<u>Quincy University</u>	H	Evansville, IN		7:30 p.m.
10/8/2017	<u>Truman State University</u>	H	Evansville, IN		2:30 p.m.
10/13/2017	<u>William Jewell College (Mo.)</u>	A	Liberty, MO		7:30 p.m.
10/15/2017	<u>Rockhurst University</u>	A	Kansas City, MO		Noon
10/20/2017	<u>Drury University</u>	H	Evansville, IN		7:30 p.m.
10/22/2017	<u>Missouri University of Science & Technology</u>	H	Evansville, IN		2:30 p.m.
10/25/2017	<u>McKendree University</u>	H	Evansville, IN		7:30 p.m.

GLVC Tournament

10/29/2017 GLVC Tournament Quarterfinal

11/3-5/2017 GLVC Tournament Final Four

NCAA II Tournament

11/9-12/2017 NCAA First & Second Rounds

11/16-19/2017 NCAA Third & Fourth Rounds

11/30-12/2/2017 NCAA Final Four



2017 USI MEN'S SOCCER

USI 2017 MEN'S SOCCER ROSTER

Players

No.	Name	Pos.	Ht.	Wt	Cl.	Hometown/High School	Previous School
0	Jake Bodayla	GK	6-5	190	Fr.	Noblesville, IN / Hamilton Southeastern	
1	Adam Zehme	GK	6-4	205	Sr.	Orland Park, IL / Carl Sandburg	
2	Markus Poulsen	D	6-2	180	So.	Gilleleje, Denmark / Birkerod Gymnasium	Goldey-Beacom College
3	Sean Rickey	M	5-10	160	So.	Columbia, IL / Columbia	
4	Adam Sweeney	D	5-11	160	Fr.	Dayton, OH / Archbishop Alter	
5	Jonathan Faas	D	6-1	158	So.	Carmel, IN / Carmel	
6	Drew Albert	D	6-3	185	So.	Eureka, MO / Eureka	
7	Eric Ramirez	F	5-10	165	So.	Vincennes, IN / Lincoln	
8	Hunter Baird	M	5-7	160	Fr.	Owensboro, KY / Daviess County	
9	Graham Miller	F	6-2	175	Fr.	Owensboro, KY / Daviess County	
10	Adam Newman	M	6-2	170	So.	Marion, IL / Marion	
11	Cesar Alba	M	5-5	150	Sr.	Hanover Park, IL / Bartlett	
12	Kyle Richardville	M	5-11	160	Sr.	Vincennes, IN / Lincoln / Evansville	
13	Tyler Paradis	M	6-0	170	Fr.	Fishers, IN / Hamilton Southeastern	
15	Hayden Sovar	F	6-0	200	Jr.	Owensboro, KY / Owensboro	
16	Shane Shelton	M	5-10	175	Jr.	Rockport, IN / South Spencer	
17	Justin Brooks	D	5-8	150	So.	Fishers, IN / Fishers	
18	Trevor Skeith	M	5-11	150	Sr.	Gallatin, TN / Merrol Hyde	
19	Jacob Dickerson	D	5-11	175	Sr.	Louisville, KY / Trinity	
20	Ben Eklof	M	5-7	165	Sr.	London, England / Chiswick School	Oakland City
21	Justin Raines	D	5-9	150	Fr.	Bartlett, TN / Bartlett	
22	Adam Becker	M	5-8	150	So.	Columbia, IL / Columbia	
23	Brian Fischer	M	5-7	160	Sr.	Jeffersonville, IN / Jeffersonville	
24	Riley Belding	M	5-7	155	Sr.	Columbus, IN / Columbus North	
25	Justin Faas	GK	6-1	165	Fr.	Carmel, IN / Carmel	
26	Morgan Kelly	M	5-11	175	So.	Shelbyville, KY / Martha Layne Collins	
27	Luke Thompson	GK	6-0	180	Fr.	Mt. Vernon, IN / Mt. Vernon	
30	William Starling	D	5-11	175	Fr.	Suwanee, GA / Northview	
31	Brandon Williams	D	6-1	165	Jr.	Avon, IN / Avon	
32	Josef Winkler	D	6-0	175	Fr.	Philpot, KY / Daviess County	
33	Alex Fundenberger	F	5-11	210	Fr.	Lebanon, IN / North Central	
34	Lee Gualano	D	5-5	145	Sr.	Arlington Heights, IL / Saint Viator	
35	Kent Katzman	D	5-11	165	Jr.	Spring Hill, TN / Independence	

Coaching Staff

NAME	TITLE
Mat Santoro	Men's Soccer Head Coach
Robert Bennett	Men's Soccer Assistant Coach
Shane Cloutier	Men's Soccer Assistant Coach
Michael Lovett	Men's Soccer Goalkeeper Coach
Luc Prevost	Men's Soccer Manager



2017 USI MEN'S SOCCER

PRONUNCIATION

Players

No.	Name	Pos.	Pronunciation
0	Jake Bodayla	GK	Bo-Day-luh
1	Adam Zehme	GK	Zeh-ME
2	Markus Poulsen	D	Poll-son
3	Sean Rickey	M	
4	Adam Sweeney	D	
5	Jonathan Faas	M	Fa-ss
6	Drew Albert	D	
7	Eric Ramirez	F	Ra-mirror-ez
8	Hunter Baird	M	Beared
9	Graham Miller	M	
10	Adam Newman	M	
11	Cesar Alba	M	Al-buh
12	Kyle Richardville	M	Richard-ville
13	Tyler Paradis	D	Para-diss
14	Kasper Bjoro	M	Bureau
15	Hayden Sovar	F	SO-var
16	Shane Shelton	M	
17	Justin Brooks	D	
18	Trevor Skeith	M	Sk-eeeth
19	Jacob Dickerson	D	
20	Ben Eklof	M	Ek-lof
21	Justin Raines	D	Rains
22	Adam Becker	M	
23	Brian Fischer	M	
24	Riley Belding	M	
25	Justin Faas	GK	Fa-ss
26	Morgan Kelly	M	
27	Luke Thompson	GK	
30	William Starling	D	Star-ling
31	Brandon Williams	D	
32	Josef Winkler	D	
33	Alex Fundenberger	F	Fun-den-berger
34	Lee Gualano	D	Gw-la-No
35	Kent Katzman	D	

Coaching Staff

NAME	TITLE	Pronunciation
Mat Santoro	Men's Soccer Head Coach	San-toro
Robert Bennett	Men's Soccer Assistant Coach	
Shane Cloutier	Men's Soccer Assistant Coach	Clou-teer
Michael Lovett	Men's Soccer Goalkeeper Coach	
Luc Prevost	Men's Soccer Manager	



UNIVERSITY OF SOUTHERN INDIANA
Southern Indiana Combined Team Statistics (as of Jun 13, 2017)
All games

RECORD:	OVERALL	HOME	AWAY	NEUTRAL
ALL GAMES	13-4-4	7-2	6-1-3	0-1-1
CONFERENCE	10-2-3	6-2	4-0-3	0-0
NON-CONFERENCE	3-2-1	1-0	2-1	0-1-1

Date	Opponent	Score	Att.	#	Player	gp	g	a	pts	sh	sh%	sog	sog%	gw	pk-att	
Sep 01	at Kentucky Wesleyan	w	3-1	200	7	Ramirez, Eric	15	10	1	21	56	.179	29	.518	3	1-1
Sep 05	at Trevecca Nazarene Un	w	3-2	423	12	Richardville, Kyle	14	7	5	19	28	.250	20	.714	3	0-0
* Sep 09	MISSOURI-ST. LOUIS	L	1-2	255	3	Rickey, Sean	20	6	7	19	27	.222	13	.481	1	0-0
* Sep 11	MARYVILLE	Wo2	2-1	215	24	Belding, Riley	21	2	6	10	14	.143	10	.714	1	0-0
* Sep 16	at Quincy	w	2-1	197	17	Brooks, Justin	21	3	3	9	26	.115	12	.462	2	0-0
* Sep 18	at Truman State	w	3-0	81	13	Castro, Pedro	20	3	1	7	24	.125	11	.458	1	0-0
* Sep 23	WISCONSIN-PARKSIDE	w	3-2	317	6	Albert, Drew	16	1	4	6	6	.167	2	.333	0	0-0
* Sep 25	LEWIS	w	3-0	197	26	Kelly, Morgan	21	2	1	5	5	.400	3	.600	0	0-0
* Sep 30	at Saint Joseph's (IN)	w	2-0	111	22	Becker, Adam	18	0	5	5	2	.000	1	.500	0	0-0
* Oct 02	at Indianapolis	w	1-0	318	5	Sass, Michael	18	1	2	4	19	.053	4	.211	0	0-0
* Oct 07	WILLIAM JEWELL	w	3-0	173	11	Alba, Cesar	17	1	2	4	14	.071	4	.286	0	0-1
* Oct 09	#1 ROCKHURST	Lot	1-2	233	10	Newman, Adam	21	1	1	3	12	.083	3	.250	0	0-0
* Oct 14	at Drury	To2	1-1	155	23	Fischer, Brian	19	1	0	2	8	.125	3	.375	1	0-0
* Oct 16	at Missouri S&T	To2	2-2	155	8	Tuma, Stephen	12	1	0	2	3	.333	1	.333	1	0-0
* Oct 21	at McKendree	To2	0-0	250	15	Sovar, Hayden	10	0	2	2	8	.000	2	.250	0	0-0
* Oct 23	ILLINOIS SPRINGFIELD	w	3-1	215	19	Dickerson, Jacob	16	0	1	1	3	.000	0	.000	0	0-0
* Oct 26	BELLARMINE	w	2-1	233	30	Faas, Jonathan	21	0	1	1	2	.000	2	1.000	0	0-0
+ Oct 30	MISSOURI-ST. LOUIS	w	1-0	202	35	Katzman, Kent	19	0	1	1	1	.000	0	.000	0	0-0
+ Nov 04	vs Indianapolis	L	0-2	298	1	Zehme, Adam	21	0	1	1	0	.000	0	.000	0	0-0
! Nov 11	vs Quincy	To2	2-2	110	14	Bjoro, Kasper	13	0	0	0	7	.000	5	.714	0	0-0
! Nov 13	at #6 Rockhurst	L	1-3	300	18	Skeith, Trevor	10	0	0	0	6	.000	2	.333	0	0-0
					20	Eklof, Ben	16	0	0	0	5	.000	1	.200	0	0-0
					31	Williams, Brandon	21	0	0	0	3	.000	1	.333	0	0-0
					29	Horner, Nathan	4	0	0	0	1	.000	0	.000	0	0-0
					34	Gualano, Lee	6	0	0	0	0	.000	0	.000	0	0-0
					32	Peprah, Frank	2	0	0	0	0	.000	0	.000	0	0-0
					4	Gallegos, Carlos	1	0	0	0	0	.000	0	.000	0	0-0

*-GLVC Games
+GLVC Tournament
!-NCAA II Regional

TEAM STATISTICS	USI	OPP
SHOT STATISTICS		
Goals-Shot attempts	39-280	23-216
Goals scored per game	1.86	1.10
Shot pct.	.139	.106
Shots on goal-Attempts	129-280	98-216
SOG pct.	.461	.454
Shots/Game	13.3	10.3
GOAL BREAKDOWN		
Penalty	1	2
Unassisted	4	6
Overtime	1	1
CORNER KICKS		
Goals off corners	1	1
PENALTY KICKS		
OFFSIDES	37	32
PENALTIES		
Fouls	269	199
Yellow cards	32	34
Red cards	1	4
ATTENDANCE		
Total	2040	2190
Dates/Avg Per Date	9/227	10/219
Neutral Site #/Avg	2/204	

#	Goalie	GP	Min.	GA	GAAvg	Saves	Pct	W-L-T	Sho
1	Zehme, Adam	21	1986:23	23	1.04	74	.763	13-4-4	7/0
	Total	21	1986:23	23	1.04	75	.765	13-4-4	7
	Opponents	21	1986:23	39	1.77	90	.698	4-13-4	2

Goals by Period	1st	2nd	OT	OT2	Total
Southern Indiana	12	26	0	1	39
Opponents	10	12	1	0	23

Shots by Period	1st	2nd	OT	OT2	Total
Southern Indiana	126	137	8	9	280
Opponents	95	105	10	6	216

Saves by Period	1st	2nd	OT	OT2	Total
Southern Indiana	31	40	1	3	75
Opponents	42	41	3	4	90

Corners by Period	1st	2nd	OT	OT2	Total
Southern Indiana	48	48	7	1	104
Opponents	39	47	2	2	90

Fouls by Period	1st	2nd	OT	OT2	Total
Southern Indiana	116	140	7	6	269
Opponents	89	102	3	5	199



UNIVERSITY OF SOUTHERN INDIANA
Southern Indiana Game Results (as of Jun 13, 2017)
All games

Date	Opponent	Score	Overall	Conf	Att.	Goals scored
Sep 01	at Kentucky Wesleyan	W 3-1	1-0-0	0-0-0	200	Ramirez, Eric (Rickey, Sean;Newman, Adam) Ramirez, Eric (Zehme, Adam;Brooks, Justin) Newman, Adam (unassisted)
Sep 05	at Trevecca Nazarene Un	W 3-2	2-0-0	0-0-0	423	Rickey, Sean (unassisted) Albert, Drew (Becker, Adam) Brooks, Justin (Castro, Pedro)
* Sep 09	MISSOURI-ST. LOUIS	L 1-2	2-1-0	0-1-0	255	Ramirez, Eric (penalty kick)
* Sep 11	MARYVILLE	WO2 2-1	3-1-0	1-1-0	215	Rickey, Sean (Sovar, Hayden) Brooks, Justin (Sovar, Hayden)
* Sep 16	at Quincy	W 2-1	4-1-0	2-1-0	197	Ramirez, Eric (Sass, Michael;Richardville, Kyle) Belding, Riley (Richardville, Kyle)
* Sep 18	at Truman State	W 3-0	5-1-0	3-1-0	81	Ramirez, Eric (Richardville, Kyle) Richardville, Kyle (Belding, Riley;Albert, Drew) Kelly, Morgan (Rickey, Sean)
* Sep 23	WISCONSIN-PARKSIDE	W 3-2	6-1-0	4-1-0	317	Sass, Michael (Rickey, Sean) Richardville, Kyle (Ramirez, Eric) Rickey, Sean (Becker, Adam;Dickerson, Jacob)
* Sep 25	LEWIS	W 3-0	7-1-0	5-1-0	197	Richardville, Kyle (Rickey, Sean;Becker, Adam) Ramirez, Eric (Brooks, Justin) Rickey, Sean (Richardville, Kyle)
* Sep 30	at Saint Joseph's (IN)	W 2-0	8-1-0	6-1-0	111	Ramirez, Eric (Becker, Adam) Ramirez, Eric (Alba, Cesar;Kelly, Morgan)
* Oct 02	at Indianapolis	W 1-0	9-1-0	7-1-0	318	Richardville, Kyle (Belding, Riley)
* Oct 07	WILLIAM JEWELL	W 3-0	10-1-0	8-1-0	173	Richardville, Kyle (Belding, Riley) Richardville, Kyle (Belding, Riley) Rickey, Sean (Richardville, Kyle)
* Oct 09	#1 ROCKHURST	LOT 1-2	10-2-0	8-2-0	233	Richardville, Kyle (Albert, Drew)
* Oct 14	at Drury	TO2 1-1	10-2-1	8-2-1	155	Rickey, Sean (Belding, Riley)
* Oct 16	at Missouri S&T	TO2 2-2	10-2-2	8-2-2	155	Kelly, Morgan (Brooks, Justin) Ramirez, Eric (Belding, Riley)
* Oct 21	at McKendree	TO2 0-0	10-2-3	8-2-3	250	-
* Oct 23	ILLINOIS SPRINGFIELD	W 3-1	11-2-3	9-2-3	215	Ramirez, Eric (Rickey, Sean) Fischer, Brian (Rickey, Sean) Alba, Cesar (Becker, Adam)
* Oct 26	BELLARMINE	W 2-1	12-2-3	10-2-3	233	Brooks, Justin (Rickey, Sean) Castro, Pedro (Faas, Jonathan;Katzman, Kent)
+ Oct 30	MISSOURI-ST. LOUIS	W 1-0	13-2-3	10-2-3	202	Tuma, Stephen (unassisted)
+ Nov 04	vs Indianapolis	L 0-2	13-3-3	10-2-3	298	-
! Nov 11	vs Quincy	TO2 2-2	13-3-4	10-2-3	110	Belding, Riley (Albert, Drew) Castro, Pedro (Alba, Cesar;Sass, Michael)
! Nov 13	at #6 Rockhurst	L 1-3	13-4-4	10-2-3	300	Castro, Pedro (Albert, Drew)

*-GLVC Games

+ -GLVC Tournament

! -NCAA II Regional

Team Record	W-L-T	Attendance	Dates	Total	Avg.
Overall:	13-4-4	Total:	21	4638	221
Conference:	10-2-3	Home:	9	2040	227
Home:	7-2	Away:	10	2190	219
Away:	6-1-3	Neutral:	2	408	204
Neutral:	0-1-1				
Overtime:	1-1-4				



UNIVERSITY OF SOUTHERN INDIANA
Southern Indiana Overall Team Statistics (as of Jun 13, 2017)
All games

Overall: 13-4-4 Conf: 10-2-3 Home: 7-2-0 Away: 6-1-3 Neut: 0-1-1

TEAM STATISTICS	USI	OPP
SHOT STATISTICS		
Goals-Shot attempts	39-280	23-216
Goals scored per game	1.86	1.10
Shot pct.	.139	.106
Shots on goal-Attempts	129-280	98-216
SOG pct.	.461	.454
Shots/Game	13.3	10.3
Assists	44	17
GOAL BREAKDOWN		
Total Goals	39	23
Penalty	1	2
Unassisted	4	6
Overtime	1	1
Goals scored average	1.77	1.04
CORNER KICKS		
Goals off corners	1	1
PENALTY KICKS		
	1-2	2-3
OFFSIDES		
	37	32
PENALTIES		
Fouls	269	199
Yellow cards	32	34
Red cards	1	4
ATTENDANCE		
Total	2040	2190
Dates/Avg Per Date	9/227	10/219
Neutral Site #/Avg	2/204	

Goals by Period	1st	2nd	OT	OT2	Total
Southern Indiana	12	26	0	1	39
Opponents	10	12	1	0	23

Corners by Period	1st	2nd	OT	OT2	Total
Southern Indiana	48	48	7	1	104
Opponents	39	47	2	2	90

Shots by Period	1st	2nd	OT	OT2	Total
Southern Indiana	126	137	8	9	280
Opponents	95	105	10	6	216

Fouls by Period	1st	2nd	OT	OT2	Total
Southern Indiana	116	140	7	6	269
Opponents	89	102	3	5	199

Saves by Period	1st	2nd	OT	OT2	Total
Southern Indiana	31	40	1	3	75
Opponents	42	41	3	4	90

Offsides by Period	1st	2nd	OT	OT2	Total
Southern Indiana	17	15	1	4	37
Opponents	16	15	0	1	32



UNIVERSITY OF SOUTHERN INDIANA
Southern Indiana Overall Individual Statistics (as of Jun 13, 2017)
All games

Overall: 13-4-4 Conf: 10-2-3 Home: 7-2-0 Away: 6-1-3 Neut: 0-1-1

##	Player	gp-gs	g	a	pts	sh	sh%	sog	sog%	yc	rc	gwg	pk-att	fg	ot	hat	gtg	foul
7	Ramirez, Eric	15-10	10	1	21	56	.179	29	.518	2	0	3	1-1	4	0	0	3	0
12	Richardville, Kyle	14-13	7	5	19	28	.250	20	.714	2	0	3	0-0	3	0	0	1	0
3	Rickey, Sean	20-14	6	7	19	27	.222	13	.481	1	0	1	0-0	0	0	0	3	0
24	Belding, Riley	21-20	2	6	10	14	.143	10	.714	1	0	1	0-0	1	0	0	0	0
17	Brooks, Justin	21-10	3	3	9	26	.115	12	.462	1	0	2	0-0	0	1	0	1	0
13	Castro, Pedro	20-3	3	1	7	24	.125	11	.458	2	0	1	0-0	0	0	0	2	0
6	Albert, Drew	16-12	1	4	6	6	.167	2	.333	2	0	0	0-0	0	0	0	1	0
26	Kelly, Morgan	21-13	2	1	5	5	.400	3	.600	1	0	0	0-0	0	0	0	0	0
22	Becker, Adam	18-10	0	5	5	2	.000	1	.500	2	0	0	0-0	0	0	0	0	0
5	Sass, Michael	18-18	1	2	4	19	.053	4	.211	2	0	0	0-0	0	0	0	1	0
11	Alba, Cesar	17-4	1	2	4	14	.071	4	.286	0	0	0	0-1	0	0	0	0	0
10	Newman, Adam	21-11	1	1	3	12	.083	3	.250	1	0	0	0-0	0	0	0	0	0
23	Fischer, Brian	19-11	1	0	2	8	.125	3	.375	4	1	1	0-0	0	0	0	0	0
8	Tuma, Stephen	12-0	1	0	2	3	.333	1	.333	0	0	1	0-0	1	0	0	0	0
15	Sovar, Hayden	10-0	0	2	2	8	.000	2	.250	0	0	0	0-0	0	0	0	0	0
19	Dickerson, Jacob	16-13	0	1	1	3	.000	0	.000	3	0	0	0-0	0	0	0	0	0
30	Faas, Jonathan	21-21	0	1	1	2	.000	2	1.000	0	0	0	0-0	0	0	0	0	0
35	Katzman, Kent	19-7	0	1	1	1	.000	0	.000	2	0	0	0-0	0	0	0	0	0
1	Zehme, Adam	21-1	0	1	1	0	.000	0	.000	0	0	0	0-0	0	0	0	0	0
14	Bjoro, Kasper	13-0	0	0	0	7	.000	5	.714	0	0	0	0-0	0	0	0	0	0
18	Skeith, Trevor	10-7	0	0	0	6	.000	2	.333	1	0	0	0-0	0	0	0	0	0
20	Eklof, Ben	16-0	0	0	0	5	.000	1	.200	1	0	0	0-0	0	0	0	0	0
31	Williams, Brandon	21-13	0	0	0	3	.000	1	.333	3	0	0	0-0	0	0	0	0	0
29	Horner, Nathan	4-0	0	0	0	1	.000	0	.000	0	0	0	0-0	0	0	0	0	0
34	Gualano, Lee	6-0	0	0	0	0	.000	0	.000	0	0	0	0-0	0	0	0	0	0
32	Peprah, Frank	2-0	0	0	0	0	.000	0	.000	0	0	0	0-0	0	0	0	0	0
4	Gallegos, Carlos	1-0	0	0	0	0	.000	0	.000	0	0	0	0-0	0	0	0	0	0
Total		21	39	44	122	280	.139	129	.461	32	1	13	1-2	9	1	0	12	269
Opponents		21	23	17	63	216	.106	98	.454	34	4	4	2-3	11	1	0	2	199

##	Goalie	gp-gs	Goal Average			Saves		Record				Shots faced
			min	ga	gaavg	saves	pct	w	l	t	sho/cbo	
1	Zehme, Adam	21-21	1986:23	23	1.04	74	.763	13	4	4	7/0	212
TM	Team	-	0:00	0	0.00	1	1.000	0	0	0	0/0	0
Total		21	1986:23	23	1.04	75	.765	13	4	4	7	212
Opponents		21	1986:23	39	1.77	90	.698	4	13	4	2	273

Team saves: 1

Goals by Period	1st	2nd	OT	OT2	Total
Southern Indiana	12	26	0	1	39
Opponents	10	12	1	0	23

Corners by Period	1st	2nd	OT	OT2	Total
Southern Indiana	48	48	7	1	104
Opponents	39	47	2	2	90

Shots by Period	1st	2nd	OT	OT2	Total
Southern Indiana	126	137	8	9	280
Opponents	95	105	10	6	216

Fouls by Period	1st	2nd	OT	OT2	Total
Southern Indiana	116	140	7	6	269
Opponents	89	102	3	5	199

Saves by Period	1st	2nd	OT	OT2	Total
Southern Indiana	31	40	1	3	75
Opponents	42	41	3	4	90

Attendance Summary	USI	Opponent
Total	2040	2190
Dates/Avg Per Date	9/227	10/219
Neutral Site #/Avg	2/204	



UNIVERSITY OF SOUTHERN INDIANA
Southern Indiana Category Leaders (as of Jun 13, 2017)
All games

##	Points	GP	G	A	Pts	Shots
7	Ramirez, Eric	15	10	1	21	56
12	Richardville, Kyle	14	7	5	19	28
3	Rickey, Sean	20	6	7	19	27
24	Belding, Riley	21	2	6	10	14
17	Brooks, Justin	21	3	3	9	26
13	Castro, Pedro	20	3	1	7	24
6	Albert, Drew	16	1	4	6	6
26	Kelly, Morgan	21	2	1	5	5
22	Becker, Adam	18	0	5	5	2
5	Sass, Michael	18	1	2	4	19

##	Shots	GP	G	A	Shots	Shot%
7	Ramirez, Eric	15	10	1	56	.179
12	Richardville, Kyle	14	7	5	28	.250
3	Rickey, Sean	20	6	7	27	.222
17	Brooks, Justin	21	3	3	26	.115
13	Castro, Pedro	20	3	1	24	.125
5	Sass, Michael	18	1	2	19	.053
24	Belding, Riley	21	2	6	14	.143
11	Alba, Cesar	17	1	2	14	.071
10	Newman, Adam	21	1	1	12	.083
23	Fischer, Brian	19	1	0	8	.125

##	Goals	GP	G	A	Pts	Shots
7	Ramirez, Eric	15	10	1	21	56
12	Richardville, Kyle	14	7	5	19	28
3	Rickey, Sean	20	6	7	19	27
17	Brooks, Justin	21	3	3	9	26
13	Castro, Pedro	20	3	1	7	24
24	Belding, Riley	21	2	6	10	14
26	Kelly, Morgan	21	2	1	5	5
6	Albert, Drew	16	1	4	6	6
5	Sass, Michael	18	1	2	4	19
11	Alba, Cesar	17	1	2	4	14

##	Shots on Goal	GP	G	A	Shots	SOG	SOG%
7	Ramirez, Eric	15	10	1	56	29	.518
12	Richardville, Kyle	14	7	5	28	20	.714
3	Rickey, Sean	20	6	7	27	13	.481
17	Brooks, Justin	21	3	3	26	12	.462
13	Castro, Pedro	20	3	1	24	11	.458
24	Belding, Riley	21	2	6	14	10	.714
14	Bjoro, Kasper	13	0	0	7	5	.714
5	Sass, Michael	18	1	2	19	4	.211
11	Alba, Cesar	17	1	2	14	4	.286
10	Newman, Adam	21	1	1	12	3	.250

##	Assists	GP	G	A	Pts	Shots
3	Rickey, Sean	20	6	7	19	27
24	Belding, Riley	21	2	6	10	14
22	Becker, Adam	18	0	5	5	2
12	Richardville, Kyle	14	7	5	19	28
6	Albert, Drew	16	1	4	6	6
17	Brooks, Justin	21	3	3	9	26
11	Alba, Cesar	17	1	2	4	14
15	Sovar, Hayden	10	0	2	2	8
5	Sass, Michael	18	1	2	4	19
1	Zehme, Adam	21	0	1	1	0

##	Game-winning Goals	GP	No.
12	Richardville, Kyle	14	3
7	Ramirez, Eric	15	3
17	Brooks, Justin	21	2
13	Castro, Pedro	20	1
8	Tuma, Stephen	12	1
23	Fischer, Brian	19	1
3	Rickey, Sean	20	1
24	Belding, Riley	21	1



UNIVERSITY OF SOUTHERN INDIANA
Southern Indiana Soccer Statistics (as of Jun 13, 2017)
All games

Overall: 13-4-4 Conf: 10-2-3 Home: 7-2-0 Away: 6-1-3 Neut: 0-1-1

OVERALL

#	Player	gp-gs	g	a	pts	sh	sh%	sog	sog%	gw	pk
7	Ramirez, Eric	15-10	10	1	21	56	.179	29	.518	3	1
12	Richardville, Kyle	14-13	7	5	19	28	.250	20	.714	3	0
3	Rickey, Sean	20-14	6	7	19	27	.222	13	.481	1	0
24	Belding, Riley	21-20	2	6	10	14	.143	10	.714	1	0
17	Brooks, Justin	21-10	3	3	9	26	.115	12	.462	2	0
13	Castro, Pedro	20-3	3	1	7	24	.125	11	.458	1	0
6	Albert, Drew	16-12	1	4	6	6	.167	2	.333	0	0
26	Kelly, Morgan	21-13	2	1	5	5	.400	3	.600	0	0
22	Becker, Adam	18-10	0	5	5	2	.000	1	.500	0	0
5	Sass, Michael	18-18	1	2	4	19	.053	4	.211	0	0
11	Alba, Cesar	17-4	1	2	4	14	.071	4	.286	0	0
10	Newman, Adam	21-11	1	1	3	12	.083	3	.250	0	0
23	Fischer, Brian	19-11	1	0	2	8	.125	3	.375	1	0
8	Tuma, Stephen	12-0	1	0	2	3	.333	1	.333	1	0
15	Sovar, Hayden	10-0	0	2	2	8	.000	2	.250	0	0
19	Dickerson, Jacob	16-13	0	1	1	3	.000	0	.000	0	0
30	Faas, Jonathan	21-21	0	1	1	2	.000	2	1.000	0	0
35	Katzman, Kent	19-7	0	1	1	1	.000	0	.000	0	0
1	Zehme, Adam	21-1	0	1	1	0	.000	0	.000	0	0
14	Bjoro, Kasper	13-0	0	0	0	7	.000	5	.714	0	0
18	Skeith, Trevor	10-7	0	0	0	6	.000	2	.333	0	0
20	Eklouf, Ben	16-0	0	0	0	5	.000	1	.200	0	0
31	Williams, Brandon	21-13	0	0	0	3	.000	1	.333	0	0
29	Horner, Nathan	4-0	0	0	0	1	.000	0	.000	0	0
34	Gualano, Lee	6-0	0	0	0	0	.000	0	.000	0	0
32	Peprah, Frank	2-0	0	0	0	0	.000	0	.000	0	0
4	Gallegos, Carlos	1-0	0	0	0	0	.000	0	.000	0	0
Total		21	39	44	122	280	.139	129	.461	13	1
Opponents		21	23	17	63	216	.106	98	.454	4	2

CONFERENCE

gp-gs	g	a	pts	sh	sh%	sog	sog%	gw	pk
13-8	8	1	17	50	.160	26	.520	2	1
12-11	7	5	19	25	.280	17	.680	3	0
14-9	5	6	16	20	.250	10	.500	1	0
15-14	1	6	8	8	.125	5	.625	1	0
15-9	2	2	6	19	.105	9	.474	1	0
14-1	1	0	2	14	.071	5	.357	1	0
12-8	0	2	2	3	.000	1	.333	0	0
15-9	2	1	5	4	.500	3	.750	0	0
12-8	0	4	4	1	.000	1	1.000	0	0
12-12	1	1	3	17	.059	4	.235	0	0
13-3	1	1	3	9	.111	3	.333	0	0
15-7	0	0	0	8	.000	2	.250	0	0
13-5	1	0	2	4	.250	2	.500	1	0
7-0	0	0	0	1	.000	0	.000	0	0
4-0	0	2	2	3	.000	0	.000	0	0
12-11	0	1	1	3	.000	0	.000	0	0
15-15	0	1	1	1	.000	1	1.000	0	0
13-6	0	1	1	0	.000	0	.000	0	0
-									
8-0	0	0	0	1	.000	1	1.000	0	0
5-3	0	0	0	4	.000	2	.500	0	0
14-0	0	0	0	5	.000	1	.200	0	0
15-11	0	0	0	3	.000	1	.333	0	0
4-0	0	0	0	1	.000	0	.000	0	0
4-0	0	0	0	0	.000	0	.000	0	0
2-0	0	0	0	0	.000	0	.000	0	0
-									
15	29	34	92	204	.142	94	.461	10	1
15	13	10	36	153	.085	68	.444	2	1

OVERALL

#	Player	gp-gs	min.	ga	gaavg	saves	pct	w	l	t	sho
1	Zehme, Adam	21-21	1986:23	23	1.04	74	.763	13	4	4	7
Total		21	1986:23	23	1.04	75	.765	13	4	4	7
Opponents		21	1986:23	39	1.77	90	.698	4	13	4	2

CONFERENCE

gp-gs	min.	ga	gaavg	saves	pct	w	l	t	sho
15-15	1426:23	13	0.82	54	.806	10	2	3	6
15	1426:23	13	0.82	55	.809	10	2	3	6
15	1426:23	29	1.83	65	.691	2	10	3	1

Shots by Period	1st	2nd	OT	OT2	Total
Southern Indiana	126	137	8	9	280
Opponents	95	105	10	6	216

Shots by Period	1st	2nd	OT	OT2	Total
Southern Indiana	90	100	7	7	204
Opponents	68	71	9	5	153

Goals by Period	1st	2nd	OT	OT2	Total
Southern Indiana	12	26	0	1	39
Opponents	10	12	1	0	23

Goals by Period	1st	2nd	OT	OT2	Total
Southern Indiana	9	19	0	1	29
Opponents	8	4	1	0	13

Saves by Period	1st	2nd	OT	OT2	Total
Southern Indiana	31	40	1	3	75
Opponents	42	41	3	4	90

Saves by Period	1st	2nd	OT	OT2	Total
Southern Indiana	24	27	1	3	55
Opponents	31	29	3	2	65

Attendance Summary	USI	Opponent
Total	2040	2190
Dates/Avg Per Date	9/227	10/219
Neutral Site #/Avg	2/204	

Attendance Summary	USI	Opponent
Total	1838	1267
Dates/Avg Per Date	8/230	7/181
Neutral Site #/Avg	0/0	



UNIVERSITY OF SOUTHERN INDIANA
Southern Indiana Team Game-by-Game (as of Jun 13, 2017)
All games

Date	Opponent	Score	G	A	Pts	Sh	Sh%	Sog	Sog%	GW	GT	UA	OT	PK-Att	YC	RC	
Sep 01, 2016	at Kentucky Wesleyan	3-1	3	4	10	15	.200	7	.467	1	0	1	0	0-0	1	0	
Sep 05, 2016	at Trevecca Nazarene Un	3-2	3	2	8	22	.136	11	.500	1	2	1	0	0-0	3	0	
Sep 09, 2016	MISSOURI-ST. LOUIS	1-2	1	0	2	16	.062	3	.188	0	1	1	0	1-1	2	0	
Sep 11, 2016	MARYVILLE	2-1	2	2	6	19	.105	8	.421	1	1	0	1	0-0	3	0	
Sep 16, 2016	at Quincy	2-1	2	3	7	14	.143	8	.571	1	0	0	0	0-0	1	0	
Sep 18, 2016	at Truman State	3-0	3	4	10	7	.429	3	.429	1	0	0	0	0-0	0	0	
Sep 23, 2016	WISCONSIN-PARKSIDE	3-2	3	4	10	19	.158	11	.579	1	1	0	0	0-0	2	0	
Sep 25, 2016	LEWIS	3-0	3	4	10	12	.250	6	.500	1	0	0	0	0-0	4	0	
Sep 30, 2016	at Saint Joseph's (IN)	2-0	2	3	7	16	.125	9	.562	1	0	0	0	0-0	2	0	
Oct 02, 2016	at Indianapolis	1-0	1	1	3	6	.167	4	.667	1	0	0	0	0-0	1	0	
Oct 07, 2016	WILLIAM JEWELL	3-0	3	3	9	22	.136	8	.364	1	0	0	0	0-0	2	0	
Oct 09, 2016	ROCKHURST	1-2	1	1	3	6	.167	5	.833	0	1	0	0	0-0	1	0	
Oct 14, 2016	at Drury	1-1	1	1	3	9	.111	2	.222	0	1	0	0	0-0	1	0	
Oct 16, 2016	at Missouri S&T	2-2	2	2	6	19	.105	7	.368	0	1	0	0	0-0	1	0	
Oct 21, 2016	at McKendree	0-0	0	0	0	14	.000	10	.714	0	0	0	0	0-0	1	0	
Oct 23, 2016	ILLINOIS SPRINGFIELD	3-1	3	3	9	10	.300	4	.400	1	1	0	0	0-0	1	0	
Oct 26, 2016	BELLARMINE	2-1	2	3	7	15	.133	6	.400	1	1	0	0	0-1	1	0	
Oct 30, 2016	MISSOURI-ST. LOUIS	1-0	1	0	2	9	.111	4	.444	1	0	1	0	0-0	0	0	
Nov 04, 2016	vs Indianapolis	0-2	0	0	0	6	.000	3	.500	0	0	0	0	0-0	1	0	
Nov 11, 2016	vs Quincy	2-2	2	3	7	18	.111	7	.389	0	1	0	0	0-0	2	0	
Nov 13, 2016	at Rockhurst	1-3	1	1	3	6	.167	3	.500	0	1	0	0	0-0	2	1	
			39-23	39	44	122	280	.139	129	.461	13	12	4	1	1-2	32	1
Opponent				23	17	63	216	.106	98	.454	4	2	6	1	2-3	34	4

TEAM PER-GAME

Games played: 21

Shots per game: 13.33;Goals per game: 1.86

Assists per game: 2.10;Points per game: 5.81

Date	Opponent	Score	Minutes	GA	GAAvg	Saves	Save%	W	L	T	Sho	Faced	
Sep 01, 2016	at Kentucky Wesleyan	3-1	90:00	1	1.00	5	.833	1	0	0	-	8	
Sep 05, 2016	at Trevecca Nazarene Un	3-2	90:00	2	1.50	4	.667	1	0	0	-	9	
Sep 09, 2016	MISSOURI-ST. LOUIS	1-2	90:00	2	1.67	1	.333	0	1	0	-	4	
Sep 11, 2016	MARYVILLE	2-1	104:08	1	1.44	7	.875	1	0	0	-	12	
Sep 16, 2016	at Quincy	2-1	90:00	1	1.36	7	.875	1	0	0	-	14	
Sep 18, 2016	at Truman State	3-0	90:00	0	1.14	6	1.000	1	0	0	1	13	
Sep 23, 2016	WISCONSIN-PARKSIDE	3-2	90:00	2	1.26	6	.750	1	0	0	-	11	
Sep 25, 2016	LEWIS	3-0	90:00	0	1.10	1	1.000	1	0	0	1	3	
Sep 30, 2016	at Saint Joseph's (IN)	2-0	90:00	0	0.98	6	1.000	1	0	0	1	8	
Oct 02, 2016	at Indianapolis	1-0	90:00	0	0.89	4	1.000	1	0	0	1	13	
Oct 07, 2016	WILLIAM JEWELL	3-0	90:00	0	0.81	1	1.000	1	0	0	1	6	
Oct 09, 2016	ROCKHURST	1-2	92:15	2	0.90	2	.500	0	1	0	-	8	
Oct 14, 2016	at Drury	1-1	110:00	1	0.90	3	.750	0	0	1	-	20	
Oct 16, 2016	at Missouri S&T	2-2	110:00	2	0.96	3	.600	0	0	1	-	11	
Oct 21, 2016	at McKendree	0-0	110:00	0	0.88	6	1.000	0	0	1	1	15	
Oct 23, 2016	ILLINOIS SPRINGFIELD	3-1	90:00	1	0.89	1	.500	1	0	0	-	5	
Oct 26, 2016	BELLARMINE	2-1	90:00	1	0.90	1	.500	1	0	0	-	7	
Oct 30, 2016	MISSOURI-ST. LOUIS	1-0	90:00	0	0.85	5	1.000	1	0	0	1	8	
Nov 04, 2016	vs Indianapolis	0-2	90:00	2	0.91	1	.333	0	1	0	-	14	
Nov 11, 2016	vs Quincy	2-2	110:00	2	0.95	3	.600	0	0	1	-	11	
Nov 13, 2016	at Rockhurst	1-3	90:00	3	1.04	2	.400	0	1	0	-	12	
			39-23	1986:23	23	1.04	75	.765	13	4	4	7	212
Opponent				1986:23	39	1.04	90	.698	4	13	4	2	273



UNIVERSITY OF SOUTHERN INDIANA
Southern Indiana Opponent Game-by-Game (as of Jun 13, 2017)
All games

OPPONENT STATS

Date	Opponent	Score	G	A	Pts	Sh	Sh%	Sog	Sog%	GW	GT	UA	OT	PK-Att	YC	RC	
Sep 01, 2016	at Kentucky Wesleyan	3-1	1	1	3	8	.125	6	.750	0	0	0	0	0-0	0	0	
Sep 05, 2016	at Trevecca Nazarene Un	3-2	2	2	6	9	.222	6	.667	0	0	0	0	0-0	2	0	
Sep 09, 2016	MISSOURI-ST. LOUIS	1-2	2	1	5	5	.400	3	.600	1	0	1	0	1-1	0	0	
Sep 11, 2016	MARYVILLE	2-1	1	1	3	12	.083	8	.667	0	0	0	0	0-0	2	0	
Sep 16, 2016	at Quincy	2-1	1	0	2	15	.067	8	.533	0	1	1	0	0-0	2	1	
Sep 18, 2016	at Truman State	3-0	0	0	0	13	.000	6	.462	0	0	0	0	0-0	2	0	
Sep 23, 2016	WISCONSIN-PARKSIDE	3-2	2	2	6	12	.167	8	.667	0	0	0	0	0-1	1	0	
Sep 25, 2016	LEWIS	3-0	0	0	0	3	.000	1	.333	0	0	0	0	0-0	2	1	
Sep 30, 2016	at Saint Joseph's (IN)	2-0	0	0	0	8	.000	6	.750	0	0	0	0	0-0	6	0	
Oct 02, 2016	at Indianapolis	1-0	0	0	0	13	.000	4	.308	0	0	0	0	0-0	1	0	
Oct 07, 2016	WILLIAM JEWELL	3-0	0	0	0	6	.000	1	.167	0	0	0	0	0-0	0	0	
Oct 09, 2016	ROCKHURST	1-2	2	2	6	8	.250	4	.500	1	0	0	1	0-0	2	0	
Oct 14, 2016	at Drury	1-1	1	1	3	20	.050	4	.200	0	0	0	0	0-0	0	0	
Oct 16, 2016	at Missouri S&T	2-2	2	1	5	11	.182	5	.455	0	0	1	0	0-0	1	0	
Oct 21, 2016	at McKendree	0-0	0	0	0	15	.000	6	.400	0	0	0	0	0-0	2	0	
Oct 23, 2016	ILLINOIS SPRINGFIELD	3-1	1	1	3	5	.200	2	.400	0	0	0	0	0-0	3	1	
Oct 26, 2016	BELLARMINE	2-1	1	1	3	7	.143	2	.286	0	0	0	0	0-0	0	1	
Oct 30, 2016	MISSOURI-ST. LOUIS	1-0	0	0	0	8	.000	5	.625	0	0	0	0	0-0	2	0	
Nov 04, 2016	vs Indianapolis	0-2	2	2	6	14	.143	3	.214	1	0	0	0	0-0	0	0	
Nov 11, 2016	vs Quincy	2-2	2	1	5	12	.167	5	.417	0	1	1	0	1-1	3	0	
Nov 13, 2016	at Rockhurst	1-3	3	1	7	12	.250	5	.417	1	0	2	0	0-0	3	0	
Southern Indiana			23-39	23	17	63	216	.106	98	.454	4	2	6	1	2-3	34	4
Southern Indiana				39	44	122	280	.139	129	.461	13	12	4	1	1-2	32	1

OPPONENT PER-GAME

Games played: 21

Shots per game: 10.29;Goals per game: 1.10

Assists per game: 0.81;Points per game: 3.00

Date	Opponent	Score	Minutes	GA	GAAvg	Saves	Save%	W	L	T	Sho	Faced	
Sep 01, 2016	at Kentucky Wesleyan	3-1	90:00	3	3.00	4	.571	0	1	0	-	15	
Sep 05, 2016	at Trevecca Nazarene Un	3-2	90:00	3	3.00	8	.727	0	1	0	-	21	
Sep 09, 2016	MISSOURI-ST. LOUIS	1-2	90:00	1	2.33	2	.667	1	0	0	-	15	
Sep 11, 2016	MARYVILLE	2-1	104:08	2	2.17	6	.750	0	1	0	-	17	
Sep 16, 2016	at Quincy	2-1	90:00	2	2.13	6	.750	0	1	0	-	14	
Sep 18, 2016	at Truman State	3-0	90:00	3	2.27	0	.000	0	1	0	-	7	
Sep 23, 2016	WISCONSIN-PARKSIDE	3-2	90:00	3	2.38	8	.727	0	1	0	-	19	
Sep 25, 2016	LEWIS	3-0	90:00	3	2.45	3	.500	0	1	0	-	12	
Sep 30, 2016	at Saint Joseph's (IN)	2-0	90:00	2	2.40	7	.778	0	1	0	-	16	
Oct 02, 2016	at Indianapolis	1-0	90:00	1	2.26	3	.750	0	1	0	-	6	
Oct 07, 2016	WILLIAM JEWELL	3-0	90:00	3	2.33	5	.625	0	1	0	-	22	
Oct 09, 2016	ROCKHURST	1-2	92:15	1	2.22	4	.800	1	0	0	-	4	
Oct 14, 2016	at Drury	1-1	110:00	1	2.09	1	.500	0	0	1	-	9	
Oct 16, 2016	at Missouri S&T	2-2	110:00	2	2.05	5	.714	0	0	1	-	19	
Oct 21, 2016	at McKendree	0-0	110:00	0	1.89	10	1.000	0	0	1	1	14	
Oct 23, 2016	ILLINOIS SPRINGFIELD	3-1	90:00	3	1.96	1	.250	0	1	0	-	10	
Oct 26, 2016	BELLARMINE	2-1	90:00	2	1.96	4	.667	0	1	0	-	14	
Oct 30, 2016	MISSOURI-ST. LOUIS	1-0	90:00	1	1.91	3	.750	0	1	0	-	9	
Nov 04, 2016	vs Indianapolis	0-2	90:00	0	1.81	3	1.000	1	0	0	1	6	
Nov 11, 2016	vs Quincy	2-2	110:00	2	1.80	5	.714	0	0	1	-	18	
Nov 13, 2016	at Rockhurst	1-3	90:00	1	1.77	2	.667	1	0	0	-	6	
Southern Indiana			23-39	1986:23	39	1.77	90	.698	4	13	4	2	273
Southern Indiana				1986:23	23	1.77	75	.765	13	4	4	7	212



UNIVERSITY OF SOUTHERN INDIANA
Southern Indiana Team Game-by-Game Comparison (as of Jun 13, 2017)
All games

Date	Opponent	Score	Goals	Assists	Shots	On Goal	Corners	CKgoals	Fouls	YC	RC	Offside
Sep 01	Kentucky Wesleyan	3-1	3/1	4/1	15/8	7/6	4/3	0/0	8/5	1/0	0/0	2/3
Sep 05	Trevecca Nazarene Un	3-2	3/2	2/2	22/9	11/6	4/1	0/0	5/14	3/2	0/0	0/1
Sep 09	MISSOURI-ST. LOUIS	1-2	1/2	0/1	16/5	3/3	6/2	0/0	14/16	2/0	0/0	1/0
Sep 11	MARYVILLE	2-1	2/1	2/1	19/12	8/8	11/3	0/0	11/10	3/2	0/0	1/5
Sep 16	Quincy	2-1	2/1	3/0	14/15	8/8	4/7	0/0	15/8	1/2	0/1	0/5
Sep 18	Truman State	3-0	3/0	4/0	7/13	3/6	3/3	0/0	20/8	0/2	0/0	2/2
Sep 23	WISCONSIN-PARKSIDE	3-2	3/2	4/2	19/12	11/8	12/2	0/0	14/9	2/1	0/0	1/0
Sep 25	LEWIS	3-0	3/0	4/0	12/3	6/1	5/2	0/0	13/8	4/2	0/1	3/3
Sep 30	Saint Joseph's (IN)	2-0	2/0	3/0	16/8	9/6	4/5	0/0	21/11	2/6	0/0	2/1
Oct 02	Indianapolis	1-0	1/0	1/0	6/13	4/4	3/1	1/0	17/15	1/1	0/0	1/0
Oct 07	WILLIAM JEWELL	3-0	3/0	3/0	22/6	8/1	7/2	0/0	8/8	2/0	0/0	0/2
Oct 09	ROCKHURST	1-2	1/2	1/2	6/8	5/4	3/5	0/0	9/10	1/2	0/0	1/0
Oct 14	Drury	1-1	1/1	1/1	9/20	2/4	3/8	0/0	8/4	1/0	0/0	2/0
Oct 16	Missouri S&T	2-2	2/2	2/1	19/11	7/5	8/7	0/1	19/12	1/1	0/0	6/2
Oct 21	McKendree	0-0	0/0	0/0	14/15	10/6	8/8	0/0	14/8	1/2	0/0	4/0
Oct 23	ILLINOIS SPRINGFIELD	3-1	3/1	3/1	10/5	4/2	5/7	0/0	11/8	1/3	0/1	2/2
Oct 26	BELLARMINE	2-1	2/1	3/1	15/7	6/2	2/3	0/0	12/12	1/0	0/1	3/1
Oct 30	MISSOURI-ST. LOUIS	1-0	1/0	0/0	9/8	4/5	4/5	0/0	9/2	0/2	0/0	3/2
Nov 04	Indianapolis	0-2	0/2	0/2	6/14	3/3	2/9	0/0	11/7	1/0	0/0	0/1
Nov 11	Quincy	2-2	2/2	3/1	18/12	7/5	3/4	0/0	11/10	2/3	0/0	3/1
Nov 13	Rockhurst	1-3	1/3	1/1	6/12	3/5	3/3	0/0	19/14	2/3	1/0	0/1
		39-23	39/23	44/17	280/216	129/98	104/90	1/1	269/199	32/34	1/4	37/32

Note: Game totals are displayed in the format TEAM/OPPONENT for each category



UNIVERSITY OF SOUTHERN INDIANA
Southern Indiana High/Low Analysis (as of Jun 13, 2017)
All games

Southern Indiana - TEAM GAME HIGHS

POINTS	10	vs Lewis (Sep 25)
	10	vs Wisconsin-Parkside (Sep 23)
	10	at Truman State (Sep 18)
	10	at Kentucky Wesleyan (Sep 01)
GOALS	3	vs Illinois Springfield (Oct 23)
	3	vs William Jewell (Oct 07)
	3	vs Lewis (Sep 25)
	3	vs Wisconsin-Parkside (Sep 23)
	3	at Truman State (Sep 18)
	3	at Trevecca Nazarene Un (Sep 05)
	3	at Kentucky Wesleyan (Sep 01)
ASSISTS	4	vs Lewis (Sep 25)
	4	vs Wisconsin-Parkside (Sep 23)
	4	at Truman State (Sep 18)
	4	at Kentucky Wesleyan (Sep 01)
SHOTS	22	vs William Jewell (Oct 07)
	22	at Trevecca Nazarene Un (Sep 05)
SHOT PERCENT	.429 (3-7)	at Truman State (Sep 18)
	.300 (3-10)	vs Illinois Springfield (Oct 23)
SHOTS ON GOAL	11	vs Wisconsin-Parkside (Sep 23)
	11	at Trevecca Nazarene Un (Sep 05)
ON GOAL PERCENT	.833 (5-6)	vs Rockhurst (Oct 09)
	.714 (10-14)	at McKendree (Oct 21)
SAVES	7	at Quincy (Sep 16)
	7	vs Maryville (Sep 11)
CORNER KICKS	12	vs Wisconsin-Parkside (Sep 23)
	11	vs Maryville (Sep 11)
FOULS	21	at Saint Joseph's (IN) (Sep 30)
	20	at Truman State (Sep 18)

Opponent - GAME HIGHS

POINTS	7	at Rockhurst (Nov 13)
	6	vs Indianapolis (Nov 04)
	6	vs Rockhurst (Oct 09)
	6	vs Wisconsin-Parkside (Sep 23)
	6	at Trevecca Nazarene Un (Sep 05)
GOALS	3	at Rockhurst (Nov 13)
	2	vs Quincy (Nov 11)
	2	vs Indianapolis (Nov 04)
	2	at Missouri S&T (Oct 16)
	2	vs Rockhurst (Oct 09)
	2	vs Wisconsin-Parkside (Sep 23)
	2	vs Missouri-St. Louis (Sep 09)
	2	at Trevecca Nazarene Un (Sep 05)
ASSISTS	2	vs Indianapolis (Nov 04)
	2	vs Rockhurst (Oct 09)
	2	vs Wisconsin-Parkside (Sep 23)
	2	at Trevecca Nazarene Un (Sep 05)
SHOTS	20	at Drury (Oct 14)
	15	at McKendree (Oct 21)
	15	at Quincy (Sep 16)
SHOT PERCENT	.400 (2-5)	vs Missouri-St. Louis (Sep 09)
	.250 (3-12)	at Rockhurst (Nov 13)
	.250 (2-8)	vs Rockhurst (Oct 09)
SHOTS ON GOAL	8	vs Wisconsin-Parkside (Sep 23)
	8	at Quincy (Sep 16)



UNIVERSITY OF SOUTHERN INDIANA
Southern Indiana High/Low Analysis (as of Jun 13, 2017)
All games

Southern Indiana - GAME LOWS

POINTS	0	at McKendree (Oct 21)
	0	vs Indianapolis (Nov 04)
GOALS	0	at McKendree (Oct 21)
	0	vs Indianapolis (Nov 04)
ASSISTS	0	vs Missouri-St. Louis (Sep 09)
	0	at McKendree (Oct 21)
	0	vs Missouri-St. Louis (Oct 30)
	0	vs Indianapolis (Nov 04)
SHOTS	6	at Indianapolis (Oct 02)
	6	vs Rockhurst (Oct 09)
	6	vs Indianapolis (Nov 04)
	6	at Rockhurst (Nov 13)
SHOTS ON GOAL	2	at Drury (Oct 14)
	3	vs Missouri-St. Louis (Sep 09)
	3	at Truman State (Sep 18)
	3	vs Indianapolis (Nov 04)
	3	at Rockhurst (Nov 13)
SAVES	1	vs Missouri-St. Louis (Sep 09)
	1	vs Lewis (Sep 25)
	1	vs William Jewell (Oct 07)
	1	vs Illinois Springfield (Oct 23)
	1	vs Bellarmine (Oct 26)
	1	vs Indianapolis (Nov 04)
CORNER KICKS	2	vs Bellarmine (Oct 26)
	2	vs Indianapolis (Nov 04)
FOULS	5	at Trevecca Nazarene Un (Sep 05)
	8	at Kentucky Wesleyan (Sep 01)
	8	vs William Jewell (Oct 07)
	8	at Drury (Oct 14)



UNIVERSITY OF SOUTHERN INDIANA
Southern Indiana High/Low Analysis (as of Jun 13, 2017)
All games

Opponent - GAME LOWS

POINTS	0	at Truman State (Sep 18)
	0	vs Lewis (Sep 25)
	0	at Saint Joseph's (IN) (Sep 30)
	0	at Indianapolis (Oct 02)
	0	vs William Jewell (Oct 07)
	0	at McKendree (Oct 21)
	0	vs Missouri-St. Louis (Oct 30)
GOALS	0	at Truman State (Sep 18)
	0	vs Lewis (Sep 25)
	0	at Saint Joseph's (IN) (Sep 30)
	0	at Indianapolis (Oct 02)
	0	vs William Jewell (Oct 07)
	0	at McKendree (Oct 21)
	0	vs Missouri-St. Louis (Oct 30)
ASSISTS	0	at Quincy (Sep 16)
	0	at Truman State (Sep 18)
	0	vs Lewis (Sep 25)
	0	at Saint Joseph's (IN) (Sep 30)
	0	at Indianapolis (Oct 02)
	0	vs William Jewell (Oct 07)
	0	at McKendree (Oct 21)
	0	vs Missouri-St. Louis (Oct 30)
SHOTS	3	vs Lewis (Sep 25)
	5	vs Missouri-St. Louis (Sep 09)
	5	vs Illinois Springfield (Oct 23)
SHOTS ON GOAL	1	vs Lewis (Sep 25)
	1	vs William Jewell (Oct 07)
SAVES	0	at Truman State (Sep 18)
	1	at Drury (Oct 14)
	1	vs Illinois Springfield (Oct 23)
CORNER KICKS	1	at Trevecca Nazarene Un (Sep 05)
	1	at Indianapolis (Oct 02)
FOULS	2	vs Missouri-St. Louis (Oct 30)
	4	at Drury (Oct 14)



UNIVERSITY OF SOUTHERN INDIANA
Southern Indiana High/Low Analysis (as of Jun 13, 2017)
All games

Southern Indiana - INDIVIDUAL GAME HIGHS

POINTS	5	Richardville, Kyle vs William Jewell (Oct 07)
	4	Ramirez, Eric at Saint Joseph's (IN) (Sep 30)
	4	Ramirez, Eric at Kentucky Wesleyan (Sep 01)
GOALS	2	Richardville, Kyle vs William Jewell (Oct 07)
	2	Ramirez, Eric at Saint Joseph's (IN) (Sep 30)
	2	Ramirez, Eric at Kentucky Wesleyan (Sep 01)
ASSISTS	2	Rickey, Sean vs Illinois Springfield (Oct 23)
	2	Belding, Riley vs William Jewell (Oct 07)
	2	Richardville, Kyle at Quincy (Sep 16)
	2	Sovar, Hayden vs Maryville (Sep 11)
SHOTS	10	Ramirez, Eric vs William Jewell (Oct 07)
	9	Ramirez, Eric at Saint Joseph's (IN) (Sep 30)
SHOTS ON GOAL	7	Ramirez, Eric at Saint Joseph's (IN) (Sep 30)
	3	Castro, Pedro vs Quincy (Nov 11)
	3	Brooks, Justin at McKendree (Oct 21)
	3	Ramirez, Eric at McKendree (Oct 21)
	3	Richardville, Kyle vs William Jewell (Oct 07)
	3	Ramirez, Eric vs Wisconsin-Parkside (Sep 23)
	3	Richardville, Kyle vs Maryville (Sep 11)
	3	Rickey, Sean at Trevecca Nazarene Un (Sep 05)
	3	Ramirez, Eric at Kentucky Wesleyan (Sep 01)
SAVES	7	Zehme, Adam vs Maryville (Sep 11)
	6	Zehme, Adam at McKendree (Oct 21)
	6	Zehme, Adam at Saint Joseph's (IN) (Sep 30)
	6	Zehme, Adam vs Wisconsin-Parkside (Sep 23)
	6	Zehme, Adam at Truman State (Sep 18)
	6	Zehme, Adam at Quincy (Sep 16)



UNIVERSITY OF SOUTHERN INDIANA
Southern Indiana Opponent High/Low Analysis (as of Jun 13, 2017)
All games

Southern Indiana - OPPONENT INDIVIDUAL GAME HIGHS

POINTS	3	Panarisi, Michael at Rockhurst (Nov 13)
	2	Michel, Adam at Rockhurst (Nov 13)
	2	McDonald, Ben at Rockhurst (Nov 13)
	2	McArthur, Chris vs Quincy (Nov 11)
	2	Stephens, Jordan vs Quincy (Nov 11)
	2	Zimmerman, Casey vs Indianapolis (Nov 04)
	2	Jenkins, James vs Indianapolis (Nov 04)
	2	Jones, Nathan vs Bellarmine (Oct 26)
	2	Allevi, Zach vs Illinois Springfield (Oct 23)
	2	Ulfarsson, Unnar at Missouri S&T (Oct 16)
	2	McIntyre, Will at Missouri S&T (Oct 16)
	2	Bruce, Ben at Drury (Oct 14)
	2	Jackson, Kaleb vs Rockhurst (Oct 09)
	2	O'Neal, Brian vs Rockhurst (Oct 09)
	2	Kanneh, Abraham vs Wisconsin-Parkside (Sep 23)
	2	Husseini, Burim vs Wisconsin-Parkside (Sep 23)
	2	Plesha, Eddie at Quincy (Sep 16)
	2	Pettersen, Joergen vs Maryville (Sep 11)
	2	Werner, Nick vs Missouri-St. Louis (Sep 09)
	2	Ries, Pat vs Missouri-St. Louis (Sep 09)
	2	Martinez, Danny at Trevecca Nazarene Un (Sep 05)
	2	Pierce, Kevin at Trevecca Nazarene Un (Sep 05)
	2	Roberts, Kurtis at Kentucky Wesleyan (Sep 01)
GOALS	1	Michel, Adam at Rockhurst (Nov 13)
	1	Panarisi, Michael at Rockhurst (Nov 13)
	1	McDonald, Ben at Rockhurst (Nov 13)
	1	McArthur, Chris vs Quincy (Nov 11)
	1	Stephens, Jordan vs Quincy (Nov 11)
	1	Zimmerman, Casey vs Indianapolis (Nov 04)
	1	Jenkins, James vs Indianapolis (Nov 04)
	1	Jones, Nathan vs Bellarmine (Oct 26)
	1	Allevi, Zach vs Illinois Springfield (Oct 23)
	1	Ulfarsson, Unnar at Missouri S&T (Oct 16)
	1	McIntyre, Will at Missouri S&T (Oct 16)
	1	Bruce, Ben at Drury (Oct 14)
	1	Jackson, Kaleb vs Rockhurst (Oct 09)
	1	O'Neal, Brian vs Rockhurst (Oct 09)
	1	Kanneh, Abraham vs Wisconsin-Parkside (Sep 23)
	1	Husseini, Burim vs Wisconsin-Parkside (Sep 23)
	1	Plesha, Eddie at Quincy (Sep 16)
	1	Pettersen, Joergen vs Maryville (Sep 11)
	1	Werner, Nick vs Missouri-St. Louis (Sep 09)
	1	Ries, Pat vs Missouri-St. Louis (Sep 09)
	1	Pierce, Kevin at Trevecca Nazarene Un (Sep 05)
	1	Martinez, Danny at Trevecca Nazarene Un (Sep 05)
	1	Roberts, Kurtis at Kentucky Wesleyan (Sep 01)
ASSISTS	1	Panarisi, Michael at Rockhurst (Nov 13)
	1	Emini, Artan vs Quincy (Nov 11)
	1	Shaw, Brad vs Indianapolis (Nov 04)
	1	Smith, Evan vs Indianapolis (Nov 04)
	1	Aviles, Donald vs Bellarmine (Oct 26)
	1	Alzhyri, Naba vs Illinois Springfield (Oct 23)
	1	Morris, Mitch at Missouri S&T (Oct 16)

	1	Sasso, Vince at Drury (Oct 14)
	1	Panarisi, Michael vs Rockhurst (Oct 09)
	1	McDonald, Ben vs Rockhurst (Oct 09)
	1	Vera, Vic vs Wisconsin-Parkside (Sep 23)
	1	Gonzalez, Antonio vs Wisconsin-Parkside (Sep 23)
	1	Andrade, Nico vs Maryville (Sep 11)
	1	Barczewski, Dom vs Missouri-St. Louis (Sep 09)
	1	Reinhard, Nicolas at Trevecca Nazarene Un (Sep 05)
	1	Wright, Jeremiah at Trevecca Nazarene Un (Sep 05)
	1	Cobb,Blake at Kentucky Wesleyan (Sep 01)
SHOTS	6	Gonzalez, Antonio vs Wisconsin-Parkside (Sep 23)
	5	Guelly, Charles at Drury (Oct 14)
	5	Bruce, Ben at Drury (Oct 14)
SHOTS ON GOAL	4	Florencia, Helmut vs Maryville (Sep 11)
	3	Gonzalez, Antonio vs Wisconsin-Parkside (Sep 23)
	3	McLaurine, Craig at Truman State (Sep 18)
SAVES	10	Bender, Ian at McKendree (Oct 21)
	8	Bibal, Remi vs Wisconsin-Parkside (Sep 23)



UNIVERSITY OF SOUTHERN INDIANA
 Southern Indiana Game-by-Game Goals-Assists-Points (as of Jun 13, 2017)
 All games

Opponent	Date	Score													
			1	3	4	5	6	7	8	10	11	12	13		
			ZEHME,ADAM	RICKEY,SEA	GALLEGOS,C	SASS,MICHA	ALBERT,DRE	RAMIREZ,ER	TUMA,STEPH	NEWMAN,ADA	ALBA,CESAR	RICHARDVIL	CASTRO,PED		
at KWC	Sep 01	3-1 W	0-1-1	0-1-1	0-0-0	0-0-0	0-0-0	2-0-4	0-0-0	1-1-3	0-0-0	0-0-0	0-0-0		
at TNU	Sep 05	3-2 W	0-0-0	1-0-2	DNP	0-0-0	1-0-2	0-0-0	DNP	0-0-0	DNP	0-0-0	0-1-1		
UMSL	Sep 09	1-2 L	0-0-0	0-0-0	DNP	0-0-0	0-0-0	1-0-2	DNP	0-0-0	DNP	0-0-0	0-0-0		
MU	Sep 11	2-1 W	0-0-0	1-0-2	DNP	0-0-0	0-0-0	DNP	DNP	0-0-0	0-0-0	0-0-0	0-0-0		
at QU	Sep 16	2-1 W	0-0-0	0-0-0	DNP	0-1-1	0-0-0	1-0-2	0-0-0	0-0-0	DNP	0-2-2	DNP		
at TSU	Sep 18	3-0 W	0-0-0	0-1-1	DNP	0-0-0	0-1-1	1-0-2	DNP	0-0-0	0-0-0	1-1-3	0-0-0		
UWP	Sep 23	3-2 W	0-0-0	1-1-3	DNP	1-0-2	0-0-0	0-1-1	DNP	0-0-0	0-0-0	1-0-2	0-0-0		
LEWIS	Sep 25	3-0 W	0-0-0	1-1-3	DNP	0-0-0	0-0-0	1-0-2	0-0-0	0-0-0	0-0-0	1-1-3	0-0-0		
at SJC	Sep 30	2-0 W	0-0-0	0-0-0	DNP	DNP	0-0-0	2-0-4	0-0-0	0-0-0	0-1-1	0-0-0	0-0-0		
at UINDY	Oct 02	1-0 W	0-0-0	DNP	DNP	0-0-0	DNP	0-0-0	DNP	0-0-0	0-0-0	1-0-2	0-0-0		
WJC	Oct 07	3-0 W	0-0-0	1-0-2	DNP	0-0-0	0-0-0	0-0-0	0-0-0	0-0-0	0-0-0	2-1-5	0-0-0		
RU	Oct 09	1-2 L	0-0-0	0-0-0	DNP	0-0-0	0-1-1	0-0-0	DNP	0-0-0	0-0-0	1-0-2	0-0-0		
at DU	Oct 14	1-1 t	0-0-0	1-0-2	DNP	DNP	0-0-0	0-0-0	DNP	0-0-0	0-0-0	0-0-0	0-0-0		
at MST	Oct 16	2-2 t	0-0-0	0-0-0	DNP	DNP	0-0-0	1-0-2	0-0-0	0-0-0	0-0-0	0-0-0	0-0-0		
at MCK	Oct 21	0-0 t	0-0-0	0-0-0	DNP	0-0-0	0-0-0	0-0-0	DNP	0-0-0	0-0-0	DNP	0-0-0		
UIS	Oct 23	3-1 W	0-0-0	0-2-2	DNP	0-0-0	DNP	1-0-2	0-0-0	0-0-0	1-0-2	DNP	0-0-0		
BU	Oct 26	2-1 W	0-0-0	0-1-1	DNP	0-0-0	DNP	DNP	0-0-0	0-0-0	0-0-0	DNP	1-0-2		
UMSL	Oct 30	1-0 W	0-0-0	0-0-0	DNP	0-0-0	DNP	DNP	1-0-2	0-0-0	0-0-0	DNP	0-0-0		
vs UINDY	Nov 04	0-2 L	0-0-0	0-0-0	DNP	0-0-0	DNP	DNP	0-0-0	0-0-0	0-0-0	DNP	0-0-0		
vs QU	Nov 11	2-2 t	0-0-0	0-0-0	DNP	0-1-1	0-1-1	DNP	0-0-0	0-0-0	0-1-1	DNP	1-0-2		
at RU	Nov 13	1-3 L	0-0-0	0-0-0	DNP	0-0-0	0-1-1	DNP	0-0-0	0-0-0	DNP	DNP	1-0-2		

Opponent	Date	Score													
			14	15	17	18	19	20	22	23	24	26	29		
			BJORO,KASP	SOVAR,HAYD	BROOKS,JUS	SKEITH,TRE	DICKERSON,	EKLOF,BEN	BECKER,ADA	FISCHER,BR	BELDING,RI	KELLY,MORG	HORNER,NAT		
at KWC	Sep 01	3-1 W	0-0-0	0-0-0	0-1-1	0-0-0	0-0-0	DNP	0-0-0	0-0-0	0-0-0	0-0-0	DNP		
at TNU	Sep 05	3-2 W	DNP	0-0-0	1-0-2	0-0-0	0-0-0	0-0-0	0-1-1	0-0-0	0-0-0	0-0-0	DNP		
UMSL	Sep 09	1-2 L	0-0-0	0-0-0	0-0-0	0-0-0	0-0-0	0-0-0	0-0-0	0-0-0	0-0-0	0-0-0	DNP		
MU	Sep 11	2-1 W	DNP	0-2-2	1-0-2	0-0-0	0-0-0	0-0-0	0-0-0	DNP	0-0-0	0-0-0	DNP		
at QU	Sep 16	2-1 W	DNP	0-0-0	0-0-0	0-0-0	0-0-0	0-0-0	0-0-0	0-0-0	1-0-2	0-0-0	DNP		
at TSU	Sep 18	3-0 W	DNP	DNP	0-0-0	DNP	0-0-0	0-0-0	0-0-0	0-0-0	0-1-1	1-0-2	DNP		
UWP	Sep 23	3-2 W	0-0-0	DNP	0-0-0	DNP	0-1-1	0-0-0	0-1-1	0-0-0	0-0-0	0-0-0	0-0-0		
LEWIS	Sep 25	3-0 W	0-0-0	0-0-0	0-1-1	DNP	0-0-0	0-0-0	0-1-1	0-0-0	0-0-0	0-0-0	0-0-0		
at SJC	Sep 30	2-0 W	DNP	DNP	0-0-0	DNP	0-0-0	0-0-0	0-1-1	0-0-0	0-0-0	0-1-1	DNP		
at UINDY	Oct 02	1-0 W	DNP	DNP	0-0-0	DNP	0-0-0	0-0-0	DNP	0-0-0	0-1-1	0-0-0	0-0-0		
WJC	Oct 07	3-0 W	0-0-0	DNP	0-0-0	0-0-0	0-0-0	0-0-0	DNP	0-0-0	0-2-2	0-0-0	0-0-0		
RU	Oct 09	1-2 L	0-0-0	DNP	0-0-0	0-0-0	0-0-0	0-0-0	DNP	DNP	0-0-0	0-0-0	DNP		
at DU	Oct 14	1-1 t	DNP	DNP	0-0-0	DNP	0-0-0	0-0-0	0-0-0	0-0-0	0-1-1	0-0-0	DNP		
at MST	Oct 16	2-2 t	0-0-0	DNP	0-1-1	DNP	0-0-0	0-0-0	0-0-0	0-0-0	0-1-1	1-0-2	DNP		
at MCK	Oct 21	0-0 t	DNP	DNP	0-0-0	DNP	DNP	DNP	0-0-0	0-0-0	0-0-0	0-0-0	DNP		
UIS	Oct 23	3-1 W	0-0-0	DNP	0-0-0	DNP	DNP	0-0-0	0-1-1	1-0-2	0-0-0	0-0-0	DNP		
BU	Oct 26	2-1 W	0-0-0	DNP	1-0-2	DNP	DNP	0-0-0	0-0-0	0-0-0	0-0-0	0-0-0	DNP		
UMSL	Oct 30	1-0 W	0-0-0	0-0-0	0-0-0	DNP	DNP	DNP	0-0-0	0-0-0	0-0-0	0-0-0	DNP		
vs UINDY	Nov 04	0-2 L	0-0-0	0-0-0	0-0-0	0-0-0	0-0-0	DNP	0-0-0	0-0-0	0-0-0	0-0-0	DNP		
vs QU	Nov 11	2-2 t	0-0-0	0-0-0	0-0-0	0-0-0	0-0-0	0-0-0	DNP	0-0-0	1-0-2	0-0-0	DNP		
at RU	Nov 13	1-3 L	0-0-0	0-0-0	0-0-0	0-0-0	0-0-0	0-0-0	DNP	0-0-0	0-0-0	0-0-0	DNP		



UNIVERSITY OF SOUTHERN INDIANA
Southern Indiana Game-by-Game Goals-Assists-Points (as of Jun 13, 2017)
All games

Opponent	Date	Score	30		31		32		34		35	
			FAAS,JONAT	WILLIAMS,B	PEPRAH,FRA	GUALANO,LE	KATZMAN,KE					
at KWC	Sep 01	3-1 W	0-0-0	0-0-0	DNP	0-0-0	0-0-0	0-0-0	0-0-0	0-0-0	0-0-0	
at TNU	Sep 05	3-2 W	0-0-0	0-0-0	DNP	0-0-0	0-0-0	0-0-0	0-0-0	0-0-0	0-0-0	
UMSL	Sep 09	1-2 L	0-0-0	0-0-0	DNP	DNP	0-0-0	0-0-0	0-0-0	0-0-0	0-0-0	
MU	Sep 11	2-1 W	0-0-0	0-0-0	DNP	0-0-0	0-0-0	0-0-0	0-0-0	DNP	0-0-0	
at QU	Sep 16	2-1 W	0-0-0	0-0-0	DNP	0-0-0	0-0-0	0-0-0	0-0-0	DNP	0-0-0	
at TSU	Sep 18	3-0 W	0-0-0	0-0-0	DNP	DNP	0-0-0	0-0-0	0-0-0	0-0-0	0-0-0	
UWP	Sep 23	3-2 W	0-0-0	0-0-0	DNP	0-0-0	0-0-0	0-0-0	0-0-0	0-0-0	0-0-0	
LEWIS	Sep 25	3-0 W	0-0-0	0-0-0	DNP	0-0-0	0-0-0	0-0-0	0-0-0	0-0-0	0-0-0	
at SJC	Sep 30	2-0 W	0-0-0	0-0-0	DNP	DNP	0-0-0	0-0-0	0-0-0	0-0-0	0-0-0	
at UINDY	Oct 02	1-0 W	0-0-0	0-0-0	DNP	DNP	0-0-0	0-0-0	0-0-0	0-0-0	0-0-0	
WJC	Oct 07	3-0 W	0-0-0	0-0-0	DNP	DNP	0-0-0	0-0-0	0-0-0	0-0-0	0-0-0	
RU	Oct 09	1-2 L	0-0-0	0-0-0	DNP	DNP	0-0-0	0-0-0	0-0-0	0-0-0	0-0-0	
at DU	Oct 14	1-1 t	0-0-0	0-0-0	DNP	DNP	0-0-0	0-0-0	0-0-0	0-0-0	0-0-0	
at MST	Oct 16	2-2 t	0-0-0	0-0-0	DNP	DNP	0-0-0	0-0-0	0-0-0	0-0-0	0-0-0	
at MCK	Oct 21	0-0 t	0-0-0	0-0-0	0-0-0	DNP	0-0-0	0-0-0	0-0-0	0-0-0	0-0-0	
UIS	Oct 23	3-1 W	0-0-0	0-0-0	0-0-0	DNP	0-0-0	0-0-0	0-0-0	0-0-0	0-0-0	
BU	Oct 26	2-1 W	0-1-1	0-0-0	DNP	DNP	0-0-0	0-0-0	0-0-0	0-1-1	0-0-0	
UMSL	Oct 30	1-0 W	0-0-0	0-0-0	DNP	DNP	0-0-0	0-0-0	0-0-0	0-0-0	0-0-0	
vs UINDY	Nov 04	0-2 L	0-0-0	0-0-0	DNP	DNP	0-0-0	0-0-0	0-0-0	0-0-0	0-0-0	
vs QU	Nov 11	2-2 t	0-0-0	0-0-0	DNP	DNP	0-0-0	0-0-0	0-0-0	0-0-0	0-0-0	
at RU	Nov 13	1-3 L	0-0-0	0-0-0	DNP	DNP	0-0-0	0-0-0	0-0-0	0-0-0	0-0-0	



Individual Career History

Alba, Cesar

Season	GP	G	A	Pts	Shots	Shot%	SOG	SOG%	GW	PK-Att
2014	15	0	1	1	13	.000	1	.077	0	0-0
2015	7	1	1	3	7	.143	6	.857	0	1-1
2016	17	1	2	4	14	.071	4	.286	0	0-1
TOTAL	39	2	4	8	34	.059	11	.324	0	1-2

SINGLE-GAME HIGHS [all-time ranking]:

Points: 3, Union -- Sep 06, 2015

Goals: 1, Illinois Springfield -- Oct 23, 2016; Union -- Sep 06, 2015

Assists: 1, 4 times

Shots: 4, Wisconsin-Parkside -- Sep 26, 2014

Albert, Drew

Season	GP	G	A	Pts	Shots	Shot%	SOG	SOG%	GW	PK-Att
2016	16	1	4	6	6	.167	2	.333	0	0-0
TOTAL	16	1	4	6	6	.167	2	.333	0	0-0

SINGLE-GAME HIGHS [all-time ranking]:

Points: 2, at Trevecca Nazarene Un -- Sep 05, 2016

Goals: 1, at Trevecca Nazarene Un -- Sep 05, 2016

Assists: 1, 4 times

Shots: 3, at Trevecca Nazarene Un -- Sep 05, 2016

Becker, Adam

Season	GP	G	A	Pts	Shots	Shot%	SOG	SOG%	GW	PK-Att
2016	18	0	5	5	2	.000	1	.500	0	0-0
TOTAL	18	0	5	5	2	.000	1	.500	0	0-0

SINGLE-GAME HIGHS [all-time ranking]:

Points: 1, 5 times

Assists: 1, 5 times

Shots: 1, vs Quincy -- Nov 11, 2016; Lewis -- Sep 25, 2016

Belding, Riley

Season	GP	G	A	Pts	Shots	Shot%	SOG	SOG%	GW	PK-Att
2014	17	1	2	4	13	.077	8	.615	0	0-0
2015	18	2	2	6	21	.095	10	.476	0	0-0
2016	21	2	6	10	14	.143	10	.714	1	0-0
TOTAL	56	5	10	20	48	.104	28	.583	1	0-0

SINGLE-GAME HIGHS [all-time ranking]:

Points: 2, 6 times

Goals: 1, 5 times

Assists: 2, William Jewell -- Oct 07, 2016

Shots: 5, Kentucky Wesleyan -- Sep 03, 2015

Brooks, Justin

Season	GP	G	A	Pts	Shots	Shot%	SOG	SOG%	GW	PK-Att
2016	21	3	3	9	26	.115	12	.462	2	0-0
TOTAL	21	3	3	9	26	.115	12	.462	2	0-0

SINGLE-GAME HIGHS [all-time ranking]:

Points: 2, Bellarmine -- Oct 26, 2016; at Trevecca Nazarene Un -- Sep 05, 2016; Maryville -- Sep 11, 2016

Goals: 1, Bellarmine -- Oct 26, 2016; at Trevecca Nazarene Un -- Sep 05, 2016; Maryville -- Sep 11, 2016

Assists: 1, at Missouri S&T -- Oct 16, 2016; at Kentucky Wesleyan -- Sep 01, 2016; Lewis -- Sep 25, 2016

Shots: 3, 5 times



Individual Career History

Dickerson, Jacob

Season	GP	G	A	Pts	Shots	Shot%	SOG	SOG%	GW	PK-Att
2014	9	0	0	0	3	.000	0	.000	0	0-0
2015	15	0	0	0	3	.000	0	.000	0	0-0
2016	16	0	1	1	3	.000	0	.000	0	0-0
TOTAL	40	0	1	1	9	.000	0	.000	0	0-0

SINGLE-GAME HIGHS [all-time ranking]:

Points: 1, Wisconsin-Parkside -- Sep 23, 2016

Assists: 1, Wisconsin-Parkside -- Sep 23, 2016

Shots: 2, Bellarmine -- Oct 29, 2014; at Quincy -- Sep 16, 2016

Eklof, Ben

Season	GP	G	A	Pts	Shots	Shot%	SOG	SOG%	GW	PK-Att
2015	4	0	0	0	1	.000	1	1.000	0	0-0
2016	16	0	0	0	5	.000	1	.200	0	0-0
TOTAL	20	0	0	0	6	.000	2	.333	0	0-0

SINGLE-GAME HIGHS [all-time ranking]:

Shots: 2, at Missouri S&T -- Oct 16, 2016

Faas, Jonathan

Season	GP	G	A	Pts	Shots	Shot%	SOG	SOG%	GW	PK-Att
2016	21	0	1	1	2	.000	2	1.000	0	0-0
TOTAL	21	0	1	1	2	.000	2	1.000	0	0-0

SINGLE-GAME HIGHS [all-time ranking]:

Points: 1, Bellarmine -- Oct 26, 2016

Assists: 1, Bellarmine -- Oct 26, 2016

Shots: 1, at Rockhurst -- Nov 13, 2016; at McKendree -- Oct 21, 2016

Faas, Justin

SINGLE-GAME HIGHS [all-time ranking]:



Individual Career History

Fischer, Brian

Season	GP	G	A	Pts	Shots	Shot%	SOG	SOG%	GW	PK-Att
2014	12	1	0	2	5	.200	1	.200	0	0-0
2015	18	3	1	7	19	.158	7	.368	1	0-0
2016	19	1	0	2	8	.125	3	.375	1	0-0
TOTAL	49	5	1	11	32	.156	11	.344	2	0-0

SINGLE-GAME HIGHS [all-time ranking]:

Points: 2, 5 times

Goals: 1, 5 times

Assists: 1, Quincy -- Oct 18, 2015

Shots: 6, at Missouri-St. Louis -- Oct 25, 2015

Gualano, Lee

Season	GP	G	A	Pts	Shots	Shot%	SOG	SOG%	GW	PK-Att
2014	16	0	0	0	6	.000	4	.667	0	0-0
2015	12	0	1	1	3	.000	0	.000	0	0-0
2016	6	0	0	0	0	.000	0	.000	0	0-0
TOTAL	34	0	1	1	9	.000	4	.444	0	0-0

SINGLE-GAME HIGHS [all-time ranking]:

Points: 1, at Rockhurst -- Sep 25, 2015

Assists: 1, at Rockhurst -- Sep 25, 2015

Shots: 2, William Jewell -- Oct 10, 2014

Horner, Nathan

Season	GP	G	A	Pts	Shots	Shot%	SOG	SOG%	GW	PK-Att
2016	4	0	0	0	1	.000	0	.000	0	0-0
TOTAL	4	0	0	0	1	.000	0	.000	0	0-0

SINGLE-GAME HIGHS [all-time ranking]:

Shots: 1, Wisconsin-Parkside -- Sep 23, 2016

Katzman, Kent

Season	GP	G	A	Pts	Shots	Shot%	SOG	SOG%	GW	PK-Att
2015	9	0	0	0	1	.000	0	.000	0	0-0
2016	19	0	1	1	1	.000	0	.000	0	0-0
TOTAL	28	0	1	1	2	.000	0	.000	0	0-0

SINGLE-GAME HIGHS [all-time ranking]:

Points: 1, Bellarmine -- Oct 26, 2016

Assists: 1, Bellarmine -- Oct 26, 2016

Shots: 1, vs Indianapolis -- Nov 04, 2016; at Lewis -- Oct 09, 2015



Individual Career History

Kelly, Morgan

Season	GP	G	A	Pts	Shots	Shot%	SOG	SOG%	GW	PK-Att
2016	21	2	1	5	5	.400	3	.600	0	0-0
TOTAL	21	2	1	5	5	.400	3	.600	0	0-0

SINGLE-GAME HIGHS [all-time ranking]:

Points: 2, at Missouri S&T -- Oct 16, 2016; at Truman State -- Sep 18, 2016

Goals: 1, at Missouri S&T -- Oct 16, 2016; at Truman State -- Sep 18, 2016

Assists: 1, at Saint Joseph's (IN) -- Sep 30, 2016

Shots: 1, 5 times

Newman, Adam

Season	GP	G	A	Pts	Shots	Shot%	SOG	SOG%	GW	PK-Att
2016	21	1	1	3	12	.083	3	.250	0	0-0
TOTAL	21	1	1	3	12	.083	3	.250	0	0-0

SINGLE-GAME HIGHS [all-time ranking]:

Points: 3, at Kentucky Wesleyan -- Sep 01, 2016

Goals: 1, at Kentucky Wesleyan -- Sep 01, 2016

Assists: 1, at Kentucky Wesleyan -- Sep 01, 2016

Shots: 3, at Missouri S&T -- Oct 16, 2016

Paradis, Tyler

SINGLE-GAME HIGHS [all-time ranking]:

Raines, Justin

SINGLE-GAME HIGHS [all-time ranking]:

Ramirez, Eric

Season	GP	G	A	Pts	Shots	Shot%	SOG	SOG%	GW	PK-Att
2016	15	10	1	21	56	.179	29	.518	3	1-1
TOTAL	15	10	1	21	56	.179	29	.518	3	1-1

SINGLE-GAME HIGHS [all-time ranking]:

Points: 4, at Kentucky Wesleyan -- Sep 01, 2016; at Saint Joseph's (IN) -- Sep 30, 2016

Goals: 2, at Kentucky Wesleyan -- Sep 01, 2016; at Saint Joseph's (IN) -- Sep 30, 2016

Assists: 1, Wisconsin-Parkside -- Sep 23, 2016

Shots: 10, William Jewell -- Oct 07, 2016



Individual Career History

Richardville, Kyle

Season	GP	G	A	Pts	Shots	Shot%	SOG	SOG%	GW	PK-Att
2016	14	7	5	19	28	.250	20	.714	3	0-0
TOTAL	14	7	5	19	28	.250	20	.714	3	0-0

SINGLE-GAME HIGHS [all-time ranking]:

Points: 5, William Jewell -- Oct 07, 2016

Goals: 2, William Jewell -- Oct 07, 2016

Assists: 2, at Quincy -- Sep 16, 2016

Shots: 5, William Jewell -- Oct 07, 2016

Rickey, Sean

Season	GP	G	A	Pts	Shots	Shot%	SOG	SOG%	GW	PK-Att
2016	20	6	7	19	27	.222	13	.481	1	0-0
TOTAL	20	6	7	19	27	.222	13	.481	1	0-0

SINGLE-GAME HIGHS [all-time ranking]:

Points: 3, Wisconsin-Parkside -- Sep 23, 2016; Lewis -- Sep 25, 2016

Goals: 1, 6 times

Assists: 2, Illinois Springfield -- Oct 23, 2016

Shots: 4, 4 times

Shelton, Shane

Season	GP	G	A	Pts	Shots	Shot%	SOG	SOG%	GW	PK-Att
2014	17	0	0	0	22	.000	11	.500	0	0-0
2015	8	0	1	1	4	.000	1	.250	0	0-0
TOTAL	25	0	1	1	26	.000	12	.462	0	0-0

SINGLE-GAME HIGHS [all-time ranking]:

Points: 1, at Maryville -- Oct 23, 2015

Assists: 1, at Maryville -- Oct 23, 2015

Shots: 5, Wisconsin-Parkside -- Sep 26, 2014

Skeith, Trevor

Season	GP	G	A	Pts	Shots	Shot%	SOG	SOG%	GW	PK-Att
2014	17	1	0	2	13	.077	5	.385	0	0-0
2015	13	0	1	1	7	.000	1	.143	0	0-0
2016	10	0	0	0	6	.000	2	.333	0	0-0
TOTAL	40	1	1	3	26	.038	8	.308	0	0-0

SINGLE-GAME HIGHS [all-time ranking]:

Points: 2, at Illinois Springfield -- Oct 26, 2014

Goals: 1, at Illinois Springfield -- Oct 26, 2014

Assists: 1, Quincy -- Oct 18, 2015

Shots: 3, at Illinois Springfield -- Oct 26, 2014; Missouri-St. Louis -- Sep 09, 2016; at William Jewell -- Sep 27, 2015



Individual Career History

Sovar, Hayden

Season	GP	G	A	Pts	Shots	Shot%	SOG	SOG%	GW	PK-Att
2015	8	1	0	2	4	.250	1	.250	0	0-0
2016	10	0	2	2	8	.000	2	.250	0	0-0
TOTAL	18	1	2	4	12	.083	3	.250	0	0-0

SINGLE-GAME HIGHS [all-time ranking]:

Points: 2, at Maryville -- Oct 23, 2015; Maryville -- Sep 11, 2016

Goals: 1, at Maryville -- Oct 23, 2015

Assists: 2, Maryville -- Sep 11, 2016

Shots: 3, at Trevecca Nazarene Un -- Sep 05, 2016

Williams, Brandon

Season	GP	G	A	Pts	Shots	Shot%	SOG	SOG%	GW	PK-Att
2016	21	0	0	0	3	.000	1	.333	0	0-0
TOTAL	21	0	0	0	3	.000	1	.333	0	0-0

SINGLE-GAME HIGHS [all-time ranking]:

Shots: 1, William Jewell -- Oct 07, 2016; at Missouri S&T -- Oct 16, 2016; Missouri-St. Louis -- Sep 09, 2016

Zehme, Adam

Season	GP	G	A	Pts	Shots	Shot%	SOG	SOG%	GW	PK-Att
2014	3	0	0	0	0	.000	0	.000	0	0-0
2015	12	0	0	0	0	.000	0	.000	0	0-0
2016	21	0	1	1	0	.000	0	.000	0	0-0
TOTAL	36	0	1	1	0	.000	0	.000	0	0-0

Season	GP	Minutes	GA	GAAvg	Saves	Save%	W	L	T	Sho
2014	3	149:46	3	1.80	3	.500	0	1	0	0
2015	12	1017:43	9	0.80	41	.820	6	4	1	5
2016	21	1986:23	23	1.04	74	.763	13	4	4	7
TOTAL	36	3153:52	35	1.00	118	.771	19	9	5	12

SINGLE-GAME HIGHS [all-time ranking]:

Points: 1, at Kentucky Wesleyan -- Sep 01, 2016

Assists: 1, at Kentucky Wesleyan -- Sep 01, 2016

Saves: 7, at UW-Parkside -- Oct 11, 2015; Maryville -- Sep 11, 2016



2017 USI MEN'S SOCCER

USI MEN'S SOCCER RECORD BOOK

INDIVIDUAL RECORDS

GOALS

(Game).....	5 - Michael Corday vs. St. Joseph's, Oct. 31, 1986
(Season).....	23 - Michael Corday (1986)
(Career).....	1. 63 - Michael Corday (1983-86)
	2. 47 - Shane Gibson (1989-92)
	3. 34 - Eric Schoenstein (1988-91)
	4. 34 - Justin Igleheart (1991-94)
	5. 28 - Jeffrey McClure (2009-12)

ASSISTS

(Game).....	5 - Jeffrey McClure vs. UI Springfield, Oct. 21, 2011
(Season).....	14 - Chris King (1989) & Moulton Cato (1984)
(Career).....	1. 52 - Moulton Cato (1981-84)
	2. 34 - Travis Marx (1989-92)
	3. 30 - Chris King (1987-90)
	4. 26 - Duncan Bray (2001-03)
	5. 22 - Eric Schoenstein (1988-91)

POINTS

(Game).....	10- Rush Dugger vs. UI Springfield, Oct. 21, 2011
	10 - Michael Corday vs. St. Joseph's, Oct. 3, 1986*
(Season).....	46 - Michael Corday (1986)*
(Career).....	1. 126 - Michael Corday (1983-86)*
	2. 122 - Shane Gibson (1989-92)
	3. 90 - Eric Schoenstein (1988-91)
	4. 88 - Chris King (1987-90)
	5. 83 - Justin Igleheart (1991-93)

(*Assist totals not available)

GOALKEEPING SHUTOUTS

MOST SHUTOUTS IN A SEASON...	10 - Matt Blauvelt (1990)
MOST SHUTOUTS IN A CAREER...	1. 28 - Matt Blauvelt (1987-90)
	2. 26 - Greg Tassios (1980-84)
	3. 14 - Kyle Pennick (2002-2005)
	4. 13 - Jim Dionne (1991-92)
	5. 12 - Adam Zehme (2014-Present)

GOALS AGAINST AVERAGE

SEASON (Minimum of 1200 minutes)....	0.70 - Matt Blauvelt (1990)
CAREER (Minimum of 2500 minutes)....	1. 0.92 - Matt Blauvelt (1987-90)
	2. 1.01 - Jim Dionne (1991-92)
	3. 1.16 - Jeffrey Neidlinger(2010-13)
	4. 1.60 - Kyle Pennick (2002-05)
	5. 1.64 - Ben Dempsey (2009-12)

SAVES

GAME.....	15 - Jake Bryan vs. Lewis (Oct. 23, 2005)
	15 - Matt Blauvelt vs. East Stroudsburg (Oct. 7, 1989)
	15 - Matt Blauvelt vs. Gannon (Sept. 10, 1989)
SEASON.....	105 - Andrew Haley (2008)
CAREER**.....	1. 262 - Kyle Penick (2002-05)
	2. 191 - Ben Dempsey (2009-12)
	3. 129 - Jeffrey Neidlinger (2010-13)
	4. 126 - Andrew Haley (2007-08)
	5. 121 - Matt Blauvelt (1987-90)
	6. 118 - Adam Zehme (2014-Present)

**Save totals were not kept until 1989



2017 USI MEN'S SOCCER

TEAM RECORDS

MOST WINS IN A SEASON..... 15 (1989 & 1990)
 MOST LOSSES IN A SEASON..... 15 (2004)
 MOST TIES IN A SEASON..... 4 (1986 & 2016)
 HIGHEST WIN-LOSS PERCENTAGE..... .833 (15-3, 1983)
 MOST CONSECUTIVE WINS..... 8 (2016)
 MOST CONSECUTIVE LOSSES..... 11 (1999)
 MOST CONSECUTIVE SHUTOUTS..... 6 (1990)
 LONGEST UNBEATEN STREAK..... 12 games (Oct. 17, 1981 - Oct. 9, 1982)
 MOST GOALS IN A SEASON..... 71 (1990)
 LEAST GOALS IN A SEASON..... 16 (1999)
 LEAST GOALS ALLOWED IN A SEASON.. 12 (1983)
 MOST SHUTOUTS IN A SEASON..... 13 (1990)
 MOST GOALS SCORED IN A GAME..... 14 vs. Indianapolis (1982)
 MOST GOALS CONCEDED IN A GAME.... 8 vs. Eastern Illinois (1987); 8 vs. Truman State (1998)
 LARGEST WINNING MARGIN..... 14 vs. Indianapolis (1982)
 LARGEST LOSING MARGIN..... 8 vs. Eastern Illinois (1987)
 MOST SAVES IN A MATCH..... 15 in four different matches (last Oct. 23, 2005)
 MOST SAVES IN A SEASON..... 103 (2000)

ALL-TIME SEASON RECORDS

<u>Year</u>	<u>Overall</u>	<u>GLVC</u>
1979	6- 6- 1	No GLVC Schedule
1980	10- 7- 1	No GLVC Schedule
1981	7- 10- 0	2- 1- 0
1982	13- 4- 2	4- 0- 0
1983	14- 4- 0	4- 0- 0
1984	12- 5- 2	4- 0- 0
1985	10- 9- 0	4- 1- 0
1986	9- 7- 1	2- 2- 2
1987	8- 11- 1	5- 1- 0
1988	14- 6- 0	6- 1- 0
1989	15- 8- 1	6- 1- 0
1990	15- 5- 2	7- 0- 0
1991	13- 7- 3	5- 0- 2
1992	11- 8- 1	NCAA Division I schedule
1993	9- 9- 2	NCAA Division I schedule
1994	9- 10- 1	NCAA Division I schedule
1995	11- 6- 1	6- 1- 0
1996	6- 12- 1	4- 7- 0
1997	5- 12- 1	3- 8- 0
1998	5- 12- 1	4- 6- 1
1999	4- 12- 1	1- 11- 0
2000	7- 9- 2	5- 5- 1
2001	6- 10- 0	2- 7- 0
2002	13- 8- 0	7- 3- 0
2003	10- 7- 1	7- 1- 1
2004	2- 15- 1	1- 9- 0
2005	5- 12- 0	3- 9- 0
2006	3- 12- 2	1- 10- 2



2017 USI MEN'S SOCCER

<u>Year</u>	<u>Overall</u>	<u>GLVC</u>
2007	6- 12- 1	3- 10- 0
2008	8- 10- 0	4- 8- 0
2009	6- 10- 1	5- 9- 0
2010	9- 8- 0	6- 8- 0
2011	5- 11- 2	4- 9- 2
2012	11- 7- 0	9- 5- 0
2013	7- 7- 3	6- 7- 2
2014	5- 9- 3	4- 8- 3
2015	8- 7- 3	6- 6- 3
2016	13- 4- 4	10- 2- 3
Total	330-328-46 (.502)	150-155-22 (.492)

Team Accomplishments

1979	GLVC Tournament Champion	1989	GLVC Tournament Champion
1980	GLVC Tournament Champion	1990	GLVC Tournament Champion
1981	GLVC Tournament Champion	1991	GLVC Tournament Champion
1982	GLVC Tournament Champion	1995	GLVC Tournament Finalist
	NCAA II Tournament	2000	GLVC Tournament (4th)
1983	GLVC Tournament Champion	2002	GLVC Tournament Finalist
1984	GLVC Tournament Champion	2003	GLVC Tournament (Tied 3rd)
1985	GLVC Tournament Finalist	2012	GLVC Tournament (Tied 3rd)
1986	GLVC Tournament Finalist	2015	GLVC Tournament (Tied 5th)
1987	GLVC Tournament	2016	GLVC Tournament (Tied 3rd)
1988	GLVC Tournament Champion		NCAA II Tournament

ALL-TIME COACHING RECORDS

COACH	RECORD
Terry Schrock (1978-79)	6- 6- 1 (.500)
Dennis Grace (1980)	10- 7- 2 (.579)
Andy Byrne (1981-83)	34-18- 2 (.648)
Mike Ferrell (1984-87)	39-32- 4 (.547)
Tony Colavecchia (1988-95)	97-59-11 (.614)
Scott Westbrook (1996-99)	20-48- 3 (.303)
Dan Hogan (2000-07)	60-95- 7 (.392)
Mat Santoro (2009-Present)	64-63-16 (.504)



2017 USI MEN'S SOCCER

AWARDS AND HONORS

ALL-AMERICAN

Stewart Dowds-1983, 1984 (NSCAA 1st Team)
Greg Henry-2002 (NSCAA/Adidas 2nd Team)
Duncan Bray-2003 (NSCAA/Adidas 2nd Team)

ALL-REGION

Stewart Dowds-1982, 1983, 1984
Moulton Cato-1982, 1983, 1984
Michael Corday-1986
Kevin Larkin-1986
Andy McCulloch-1987, 1988
John Heerdink-1987
Kevin Swords-1988, 1989
Jamison Egler-1988
Eric Schoenstein-1988
Chris King-1989, 1990
Travis Marx-1989, 1990
Shane Gibson-1990
Dean Doughty-1991
Jim Dionne-1991
Adam French-1993 (NSCAA 3rd Team),
1994 (NSCAA 3rd Team), 1995
Justin Igleheart-1993 (NSCAA 3rd Team)*
Eric Overton-1995
Sam Faris-1995
Dean Mills-1995
Ryan Smith-1995
Ed Pieper-2000 (NSCAA 2nd Team)
Greg Henry-2002 (NSCAA 1st Team)
Duncan Bray-2002 (NSCAA 1st Team);
2003 (NSCAA 1st Team)
Matt Settles-2003 (NSCAA 2nd Team)
Jeffrey McClure-2012 (NSCAA 2nd Team; Daktronics 1st Team)
Austin Andrekus-2012 (Daktronics 2nd Team)
Adam Zehme-2016 (D2SIDA CCA 1st Team)
Eric Ramirez-2016 (NSCAA 1st Team; D2SIDA CCA 2nd Team)
Michael Sass-2016 (NSCAA 2nd Team; D2SIDA CCA 2nd Team)
Kyle Richardville-2016 (D2CCA 2nd Team)
**NSCAA Division I Mid-East Region; **1982-1991 were NSCAA Awards only*

ISCA ALL-STATE

Jamison Egler-1989
Chris King-1990
Robert Bennett-1990
Dean Doughty-1990, 1991
Shane Gibson-1990, 1991
Travis Marx-1990, 1991

NSCAA ALL-AREA

Michael Corday-1985, 1986
Bruce Mitchell-1985
Kevin Larkin-1986
John Heerdink-1987
Andy McCulloch-1987

GLVC PLAYER OF THE YEAR

Shane Gibson-1990
Greg Henry-2002

GLVC FRESHMAN OF THE YEAR

Robbie Haigh, 2000
Kyle Penick, 2002
Eric Ramirez, 2016

ALL-GLVC

Pete Poulson-1980
Jim Donahue-1980
Don Kaiping-1980
Jamie Swanner-1980
Moulton Cato-1981, 1982, 1983, 1984
Stewart Dowds-1981, 1982, 1983, 1984
Troy Berkley-1982
Jim Hynd-1982
Tom Kerr-1982
Chris Baldi-1983, 1985
Michael Corday-1984, 1985, 1986
Greg Tassios-1984
Kevin Larkin-1985, 1986
Bruce Mitchell-1985
Tim Koncki-1986
Andy McCulloch-1987, 1988
John Heerdink-1987, 1988
Kevin Swords-1987, 1988, 1989
Paul Kumar-1988
Eric Schoenstein-1988, 1990, 1991
Chris King-1988, 1989, 1990
Travis Marx-1989, 1990, 1991
Jamison Egler-1989
Brad Schulthies-1989
Matt Blauvelt-1990
Robert Bennett-1990
Shane Gibson-1990 (Player of the Year), 1991
Joe Lattner-1990
Dean Doughty-1991
Jim Dionne-1991
Mark Schlachter-1991
Ryan Smith-1995 (1st Team)
Adam French-1995 (1st Team)
Eric Overton-1995 (1st Team)
Joe Carver-1995 (2nd Team)
Sam Faris-1995 (2nd Team)
Ed Pieper-2000 (2nd Team)
Greg Henry-2002 (1st Team, Player of the Year)
Duncan Bray-2002 (1st Team); 2003 (1st Team)
John Havill-2002 (2nd Team)
Kyle Penick-2002 (2nd Team, Freshman of the Year)
Matt Settles-2003 (1st Team)
Shawn Sloan-2003 (2nd Team)
Brian Shepherd-2006 (Honorable Mention)
Tyree Robinson-2007 (Honorable Mention)
Jeffrey McClure-2012 (1st Team)
Austin Andrekus-2012 (3rd Team)
Lucas Woodford-2012 (3rd Team)
Josh Weinzapfel-2015 (3rd Team)
Eric Ramirez-2016 (1st Team, Freshman of the Year)
Adam Zehme-2016 (1st Team)
Michael Sass-2016 (2nd Team)
Kyle Richardville-2016 (2nd Team)



2017 USI MEN'S SOCCER

ACADEMIC ALL-AMERICA

Dean Mills - 1995 (ISAA Scholar Athlete Honorable Mention)
Duncan Bray - 2002 (NSCAA/Adidas 1st Team, CoSIDA 2nd Team);
2003 (NSCAA/Adidas 1st Team)
Austin Andrekus - 2012 (CoSIDA 2nd Team)

ACADEMIC ALL-DISTRICT

Duncan Bray - 2002; 2003 (CoSIDA)
Austin Andrekus - 2012 (CoSIDA 1st Team)

ACADEMIC ALL-GLVC

Travis Marx-1991
Eric Schoenstein-1991
Wes Wilhite-1991
Dean Mills-1995
Leslie Meenan-1995, 1996, 1997
Sam Jenkins-1996, 1997
Simon Kent-1996
Eric Youngblood-1996
Bryan Mihlbauer-1997
Jeremy Packer-1997
Brandon Robards-1997
Derek Stull-1997
Tom Peroutka- 1998, 2000
Derek Stull- 1998
Ryan Williams- 1999
Justin Wilson- 1999
Duncan Bray-2001, 2002, 2003
Josh Burton-2002
Greg Dingrando-2002, 2003
Greg Henry-2002
Greg Mitchum-2002
Billy Moore-2002, 2003, 2004, 2005
Jeff Slaga-2002, 2003, 2004, 2005
Kevin Ray-2002
Neil Peluchette-2003
Brian Shepherd-2003, 2004, 2005, 2006
Michael Dugger-2005, 2006
Brad Cadden-2006, 2007, 2009
Paul Hutchens-2006, 2007, 2009
Quintin Myers-2006, 2007
Ed Thiebe-2006
Andrew Haley-2007, 2008
Michael Simcock-2007
Danny Pratte-2008, 2009, 2010
Trey Fosburgh-2009, 2010, 2011, 2012
Nolan Harvath-2009, 2010, 2012
Jeffrey McClure-2009, 2010
Austin Andrekus-2010, 2011, 2012
John Rohling-2010, 2012, 2013, 2014, 2015
Austin Lage-2010, 2011, 2012, 2013
Miles Durham- 2011, 2012, 2013
Ryan Moll-2011, 2012
Tyler White-2011, 2012, 2013
Logan Ball-2012, 2013, 2014, 2015
Caleb Mathers-2012, 2013, 2014
Lucas Woodford-2012, 2013, 2014, 2015
Julio Roda-2013
Stephen Tuma-2013, 2015, 2016
Steve Sokol-2013, 2014
Kevin Minor-2013
Corey Fundenberger-2013

Cesar Alba-2014
Brian Fischer-2014, 2015, 2016
Andy Hamilton-2014, 2015
Tobias Rebert-2014, 2015
Keaton Voegerl-2014
Adam Zehme-2014, 2015, 2016
Jacob Dickerson-2015, 2016
Ben Eklof-2015, 2016
Carlos Gallegos-2015, 2016
Justin Gentry-2015
Lee Gualano-2015, 2016
Nathan Horner-2015
Kent Katzman-2015, 2016
Michael Sass-2015
Hayden Sovar-2015, 2016
Josh Weinzapfel-2015
Cesar Alba-2016
Adam Becker-2016
Riley Belding-2016
Matt Bertram-2016
Justin Brooks-2016
Pedro Castro-2016
Jonathan Faas-2016
Frank Peprah-2016
Kyle Richardville-2016
Sean Rickey-2016
Trevor Skeith-2016
Hayden Sovar-2016

CAPTAINS

1986 Michael Corday, Craig Kriska, Kevin Larkin
1987 Kevin Larkin, Kevin Swords, John Heerdink
1988 John Heerdink and Kevin Swords
1989 Kevin Swords
1990 Robert Bennett, Shane Gibson, Chris King
1991 Shane Gibson, Dean Doughty, Eric Schoenstein
1992 Sean Helliwell
1993 Sean Helliwell, Wes Wilhite
1994 Sean Helliwell
1995 Dean Mills, Adam French
1996 Ryan Smith, Les Meenan
1997 Sam Jenkins, Les Meenan
1998 Eddie Pieper, Matt Steinmetz, Derek Stull
1999 Eddie Pieper, Derek Stull, Mat Steinmetz
2000 *None Selected*
2001 *None Selected*
2002 *None Selected*
2003 Duncan Bray, Matt Settles
2004 Brian Shepherd, Greg Dingrando
2005 Brian Shepherd
2006 Brian Shepherd
2007 Carl Carr
2008 Tyree Robinson, Michael Simcock
2009 *None Selected*
2010 *None Selected*
2011 Nolan Harvath, Jeffrey McClure, Ben Dempsey
2012 Nolan Harvath, Jeffrey McClure, Ben Dempsey
2013 Miles Durham, Corey Fundenberger, Jeffrey Neidlinger,
Austin Lage
2014 John Rohling, Caleb Mathers, Lucas Woodford
2015 John Rohling, Lucas Woodford, Josh Weinzapfel; Logan Ball
2016 Michael Sass, Adam Zehme, Brian Fischer

MEN'S SOCCER YEAR-BY-YEAR

1979 (6-6-1)

GLVC CHAMPIONS

Grace College	W	2-0
Washington Univ. (Mo.)	L	0-2
at Louisville	W	1-0
Alabama-Huntsville	T	1-1
Purdue	W	1-0
Chicago Circle	L	1-2
at Illinois-Springfield	L	0-2
Bellarmino	W	2-0
at Wheaton College	W	2-0
at Missouri-St. Louis	L	0-1
at DePauw	W	1-0
at McKendree	L	0-5
at Wright State	L	0-1

1980 (10-7-2)

GLVC CHAMPIONS

at Wisconsin-Parkside	L	1-2
at Wisconsin-Green Bay	W	1-0
Kentucky Wesleyan	W	5-1
North Texas State (at EIU)	L	0-3
Lewis (at EIU)	W	3-0
at Western Illinois	L	0-1
Oakland	T	0-0
DePauw	W	3-1
Marquette	W	Forfeit
at Vanderbilt	W	1-0
at Washington (Mo.)	L	1-2
Wright State	W	1-0
Illinois-Springfield	T	0-0
at Alabama A&M	L	0-4
at Alabama-Huntsville	L	0-2
McKendree	W	2-1
Indiana	L	0-1
Lewis	W	4-0
Bellarmino	W	3-1

1981 (8-9)

GLVC CHAMPIONS

at Washington Univ. (Mo.)	L	0-1
Vanderbilt	L	0-2
Bellarmino	W	5-2
at Cleveland State	L	0-1
at Kentucky Wesleyan	L	2-3
Southeast Missouri (at UMSL)	W	2-0
at Missouri-St. Louis	L	0-1
at Indiana	L	1-7
Western Illinois	L	1-3
Eastern Illinois	L	0-1
@Lewis	W	2-0
Oakland (at Lewis)	W	1-0
Quincy	L	1-4
at Wheaton	W	3-0
Bellarmino (at KWC)	W	3-1
at Kentucky Wesleyan	W	3-1
Lewis (at KWC)	W	1-0

1982 (13-4-2)

GLVC CHAMPIONS NCAA Tournament

Harris-Stowe St.	W	3-0
at Vanderbilt	W	2-0
Wisconsin-Parkside (at OU)	T	1-1
at Oakland	T	0-0
at Bellarmino	W	3-0
at Wright State	W	2-0
at Xavier	W	1-0
Indianapolis	W	14-0
at Missouri-Rolla	L	1-2
Southeast Missouri	W	3-0

Kentucky Wesleyan	W	3-2
Lewis	W	3-1
Georgia State	W	3-2
Purdue	W	3-0
at Eastern Illinois	L	1-4
Indiana	L	0-1
at Kentucky Wesleyan	W	4-1
at Lewis	W	1-0
Oakland*	L	0-1

*NCAA II Mideast Regional (at USI)

1983(14-4)

GLVC CHAMPIONS

Vanderbilt	W	4-0
at Harris-Stowe St.	W	3-1
at Southeast Missouri	L	0-3
Bellarmino	W	7-0
at Georgia State	L	1-2
Emory (at GSU)	W	2-1
Wright State	W	3-1
at Indianapolis	W	7-0
Missouri-Rolla	W	3-0
at Lewis	W	2-0
at Purdue	W	4-0
at Eastern Illinois	L	1-2
Northeast Missouri	W	2-0
at Kentucky Wesleyan	W	1-0
Northern Kentucky	W	3-0
Oakland	L	1-3
Indianapolis	W	5-0
Lewis	W	3-0

1984(12-5-2)

GLVC CHAMPIONS

Loyola	W	5-0
IUPU Ft. Wayne	W	6-0
Kentucky Wesleyan	L	0-1
at Vanderbilt	W	1-0
at Bellarmino	L	2-3
Harris-Stowe St.	W	3-0
at Wright State	T	1-1
at Northeast Missouri	W	2-0
at Missouri-Rolla	T	1-1
Southeast Missouri	W	2-0
Lewis	W	4-1
at Eastern Illinois	L	0-2
Western Kentucky	W	4-0
Transylvania	W	7-0
at Wisconsin-Parkside	L	1-3
at Oakland	L	1-4
Indianapolis	W	3-0
IUPU Ft. Wayne	W	2-1
Kentucky Wesleyan	W	2-1

1985 (10-9)

at North Carolina	L	0-5
at Greensboro	W	2-0
at Campbell	L	0-1
at Kentucky Wesleyan	L	1-2
Vanderbilt	L	1-2 (ot)
at IUPU Ft. Wayne	W	7-4
Bellarmino	W	3-0
Wright State	L	2-3 (ot)
at Western Kentucky	W	2-0
at Lewis	L	1-4
at Louisville	L	2-3
Missouri-Rolla	W	1-0
Eastern Illinois	L	1-2
at Southeast Missouri	W	3-2



2017 USI MEN'S SOCCER

Oakland L 0-4
 at Transylvania W 5-0
 Northern Kentucky W 2-0
 Northern Kentucky W 2-1
 IUPU Ft. Wayne (at KWC) W 2-1
 Lewis (at KWC) L 0-1

1986 (9-7-4)
 at Missouri-Rolla W 3-1 (ot)
 at Lindenwood W 4-0
 Kentucky Wesleyan W 7-0
 at Vanderbilt W 7-3
 Harris-Stowe St. W 5-0
 IUPU Ft. Wayne T 1-1
 Davis & Elkins L 0-4
 Louisville T 0-0
 Lewis L 2-3 (ot)
 at Wright State W 2-1 (ot)
 at Bellarmine L 2-3
 at Eastern Illinois L 2-3 (ot)
 Dowlan (at New York Tech) T 1-1
 at New York Tech L 2-3
 Indianapolis W 2-1
 Northern Kentucky (at OU) T 1-1
 at Oakland L 0-2
 St. Joseph's W 7-0
 at Bellarmine W 3-0
 at Lewis L 0-1

1987(8-11-1)
 Missouri-Rolla W 2-1
 at Kentucky Wesleyan L 2-4
 at IUPU Ft. Wayne W 4-0
 Oakland L 0-4
 at Gannon L 0-5
 New York Tech (at Gannon) L 0-2
 at Saint Joseph's W 3-0
 at Lewis W 1-0
 Eastern Illinois L 0-8
 at Missouri-St. Louis L 0-2
 Benedictine (at UMSL) W 1-0 (ot)
 Northeast Missouri L 0-2
 at Indianapolis W 4-1
 Northern Kentucky W 3-1
 DePauw L 1-2
 at Davis & Elkins L 1-4
 at Alderson Broaddus L 0-4
 Bellarmine L 2-3

1988 (14-6)
 GLVC CHAMPIONS
 Brescia W 7-1
 at Northeast Missouri L 3-4
 at Missouri-Rolla W 1-0
 at Oakland L 0-1
 Kentucky Wesleyan W 2-0
 Rollins (at UMSL) L 1-2
 Oral Roberts (at UMSL) W 5-0
 Lewis L 1-2 (ot)
 Saint Joseph's W 9-0
 at Bellarmine W 2-1
 Missouri-St. Louis L 0-3
 Louisville W 2-0
 at IUPU Ft. Wayne W 6-0
 at Indianapolis W 5-0
 Southeast Missouri W 4-0
 at Northern Kentucky W 3-0
 at DePauw L 0-1
 Indianapolis W 7-0
 Northern Kentucky (at Lewis) W 1-0
 at Lewis W 2-1

1989 (15-8-1)
 GLVC CHAMPIONS
 National College of Educ. W 6-0
 at Illinois-Springfield L 2-4
 at Louisville T 2-2
 Shippensburg (N) W 2-0
 Gannon (N) L 2-5 (ot)
 Missouri-Rolla W 3-2
 at Lewis L 1-2
 at St. Joseph's W 2-0
 at Brescia W 2-0
 Wisconsin-Parkside (N) W 2-1
 at Wilmington L 1-2
 at Kentucky Wesleyan W 2-0
 Oakland L 0-1
 East Stroudsburg L 1-2
 Bellarmine W 5-0
 IUPU Ft. Wayne W 5-0
 Indianapolis W 7-1
 Northern Kentucky W 2-0
 Northeast Missouri W 1-0
 at Missouri-St. Louis L 0-1
 at Southeast Missouri L 0-1
 IUPU Ft. Wayne* W 5-0
 Lewis* W 3-1
 Bellarmine* W 5-0
 (N)-Neutral Site; *-GLVC Tournament

1990 (15-5-2)
 GLVC CHAMPIONS
 USC Spartanburg+ T 4-4
 Erskine+ W 3-2
 Northern Kentucky*@ W 3-1
 Lock Haven@ L 0-1
 at UNC-Greensboro L 0-5
 at Catawba L 0-1
 Lewis* W 4-0
 St. Joseph's* W 5-0
 Kentucky Wesleyan* W 9-0
 Missouri-St. Louis L 0-1
 at Bellarmine* W 2-0
 Illinois-Springfield W 4-3
 at IPFW* W 7-0
 at Indianapolis* W 7-0
 Fontbonne W 2-0
 Southeast Missouri W 4-0
 at Missouri Southern W 2-0
 at Northeast Missouri T 0-0
 at Missouri-Rolla L 0-1
 IPFW# W 6-0
 St. Joseph's# W 3-0
 Northern Kentucky# W 6-0
 *GLVC; +USI Tournament; @Northern Kentucky Tournament; #GLVC Tournament

1991 (13-7-3)
 GLVC CHAMPIONS
 at Mercyhurst L 1-2
 at Gannon W 2-0 (ot)
 Drake L 2-3
 at Oakland L 0-3
 Missouri-Rolla W 3-2
 at Lewis*# W 1-0
 at St. Joseph's* W 4-0
 at Kentucky Wesleyan* T 0-0 (ot)
 Northeast Missouri W 1-0
 Longwood W 3-1
 Bellarmine* T 2-2 (ot)
 Missouri-Kansas City@ T 0-0 (ot)
 Wisconsin-Parkside@ L 0-2
 at USC-Spartanburg% L 0-3
 Cal. State-Chico% L 0-1 (ot)



2017 USI MEN'S SOCCER

IPFW* W 5-0
 Northern Kentucky* W 2-0
 Indianapolis* W 3-1
 Missouri Southern W 4-0
 ST. JOSEPH'S! W 5-1
 NORTHERN KENTUCKY! W 3-1
 LEWIS! W 4-0
 at Missouri-St. Louis L 0-3
 *GLVC GAMES, #FORFEIT (Was a 2-1 Loss),
 @St. Louis, Mo., %Hoechst Celanese Tournament(at
 Spartanburg, S.C.), !GLVC TOURNAMENT (4 Consecutive
 GLVC Championship (10 in 12 Years)

1992(11-8-1)
 First Year NCAA Division I
 at Memphis State L 0-3
 Wisconsin-Green Bay# L 0-1
 Valparaiso# W 3-1
 Xavier W 4-0
 at Vanderbilt L 1-2
 Western Illinois W 2-0
 at Wright State L 1-2
 Alabama A&M L 2-3
 Southwest Missouri W 2-1
 at Western Kentucky T 3-3
 Arkansas-Little Rock* W 2-1
 Missouri-Kansas City* W 1-0
 at SIU-Edwardsville L 0-1
 at Louisville W 2-0
 Wisconsin-Parkside L 1-2
 Oral Roberts W 2-0
 at Cincinnati L 0-1
 at Bradley W 3-1
 at Illinois State W 3-2
 at Eastern Illinois W 3-0
 #Quincy Soccer Tournament (Quincy, Ill.)
 *Radisson Inn/Kenny Kent Toyota Tournament

1993 (9-9-2)
 NCAA Division I
 SIU-Edwardsville W 4-2
 Louisville W 5-0
 Eastern Illinois L 1-2
 Memphis State L 2-3
 at Oral Roberts T 1-1
 at Southwest Missouri W 1-0
 at Western Illinois L 1-2
 Miami (Ohio) W 2-1
 at Xavier W 2-1
 Alabama A&M* L 1-5
 South Alabama* L 1-2
 Cincinnati T 0-0
 Vanderbilt W 5-0
 Quincy L 1-3
 Western Kentucky W 2-1
 Texas Christian# W 4-0
 North Texas# L 1-2
 Bradley W 2-0
 at Drake L 0-2
 at Kentucky L 0-2
 *Alabama A&M Tournament
 #Ark.-Little Rock Tournament

1994 (9-10-1)
 NCAA Division I
 Oral Roberts W 3-0
 Western Michigan@ W 3-0
 Bowling Green@ L 2-3
 Kentucky* W 3-1
 Alabama A&M* L 0-2
 Wright State W 1-0
 South Alabama# L 1-4

Stetson# W 3-0
 Xavier W 4-3
 West Virginia+ L 2-3
 Central Florida+ L 1-3
 at SIU-Edwardsville W 4-0
 Vermont W 1-0
 at Memphis State L 0-3
 at Vanderbilt L 0-3
 Lindsey Wilson L 1-3
 Western Illinois W 3-2
 at Miami (Ohio) L 2-5
 at Marquette L 1-2
 at Bradley T 2-2
 @Kwik Goal Tournamet (Bowling Green; *Kenny Kent/Holiday
 Inn Soccer Tournament (USI); #South Alabama Tournament;
 +Coastal Carolina Tournament

1995 (11-6-1)
 Alumni Game W 8-1
 DePauw W 6-0
 at Wisconsin-Parkside* L 2-4 (ot)
 Oakland W 3-2
 Kentucky Wesleyan* W 3-0
 at Northeast Missouri L 0-1 (ot)
 Lewis* W 2-1
 Long Is. Univ.-Southampton# W 2-1
 at East Stroudsburg# T 1-1 (ot)
 Drury L 2-3 (ot)
 IUPU Indianapolis W 5-0
 at Tampa L 0-2 (ot)
 at Indianapolis* W 4-1
 at Mercyhurst+ L 0-1
 Gannon+ T 1-1
 at Bellarmine* W 4-2
 at IUPU Ft. Wayne* W 3-0
 St. Joseph's* W 1-0
 Ashland* W 4-0
 Northern Kentucky* T 1-1
 St. Joseph's** W 3-1
 Northern Kentucky** L 3-4
 #East Stroudsburg Tournament; +Mercyhurst Tournament;
 *GLVC Games; **GLVC Tournament Games.

1996 (6-12-0)
 Mercyhurst L 2-6
 West Virginia Wesleyan# L 1-5
 IUPU Indianapolis# W 2-1
 Lock Haven+ L 0-2
 Davis & Elkin+ W 2-0
 at Missouri-St. Louis* L 0-2
 at SIU-Edwardsville* L 1-2
 Bellarmine* L 2-3
 Quincy* L 0-4
 Kentucky Wesleyan* W 2-0
 at Northern Kentucky* L 0-3
 at IUPU Ft. Wayne* W 4-3
 St Joseph's* W 3-1
 Indianapolis* W 2-0
 Oakland= L 0-7
 Ashland= L 2-3
 at Wis.-Parkside* L 0-1
 at Lewis* L 0-5
 *GLVC Games; #IUPUI Tournament;=Central Classic at OU

1997 (5-12-1)
 Missouri Southern State L 0-4
 Christian Brothers+ L 0-1
 Lincoln Memorial+ W 7-0
 at Drury T 1-1
 at Indianapolis* L 1-3
 at Saint Joseph's* W 3-2
 IUPU Ft. Wayne* L 0-1



2017 USI MEN'S SOCCER

Northern Kentucky* W 2-1
 at Quincy* L 0-2
 at Rockhurst L 0-5
 SIU-Edwardsville* L 1-4
 Missouri-St. Louis* L 2-3
 at Bellarmine* L 0-2
 at Kentucky Wesleyan* W 2-0
 at Salem-Teikyo W 2-1
 at Charleston L 0-2
 Lewis* L 0-5
 Wisconsin-Parkside* L 0-2
 *GLVC Games; +USI Tournament

1998 (5-12-1)

at Missouri Southern L 0-2
 Missouri-Rolla+ L 1-2
 Davis & Elkins+ W 3-2
 Charleston= L 0-3
 W. Virginia Wesleyan= L 0-3
 at Lewis* L 0-4
 at Wisconsin-Parkside* L 0-5
 Indianapolis* W 2-1
 Saint Joseph's* W 3-1
 at Indiana/Purdue Ft. Wayne* L 0-1
 at Northern Kentucky* L 1-5
 Quincy* L 0-1
 at SIU-Edwardsville* L 0-3
 at Missouri-St. Louis* T 2-2 (ot)
 Bellarmine* W 4-1
 Kentucky Wesleyan* W 4-3
 at Truman State L 1-8
 at Rockhurst L 0-3
 *GLVC Games; +USI Tournament; =USI Classic

1999 (4-12-1)

at St. Francis W 3-1
 Missouri Southern State W 4-1
 at McKendree T 0-0 (ot)
 at Southwest Baptist W 3-0
 at Kentucky Wesleyan* L 1-4
 at Bellarmine* W 2-0
 Missouri-St. Louis* L 0-1
 SIU Edwardsville* L 0-1
 at Quincy* L 0-2
 at Truman State L 0-4
 Northern Kentucky* L 2-3
 at Saint Joseph's* L 0-3
 at Indianapolis* L 1-2
 Wisconsin-Parkside* L 0-2
 Lewis* L 0-2
 IPFW* L 0-2
 Rockhurst L 0-6
 *GLVC Game

2000 (7-9-2 overall, 5-5-1 GLVC)

Missouri-Rolla L 0-3
 at Transylvania L 0-1 (ot)
 at Marian W 4-3
 Missouri Valley L 2-3
 Kentucky Wesleyan* T 2-2 (ot)
 Bellarmine* W 2-1 (ot)
 at Wisconsin-Parkside* W 1-0
 at Lewis* L 0-2
 IUPU-Ft. Wayne* W 2-1 (ot)
 Saint Joseph's* L 1-2
 at Northern Kentucky* L 2-3
 at Indianapolis* W 2-0
 Quincy* L 1-2
 at Rockhurst L 2-3
 at Missouri-St. Louis* W 3-0
 at SIU Edwardsville* L 0-1
 McKendree W 4-3

at SIU Edwardsville\$@ T 2-2
 *GLVC Game; \$GLVC Tournament; @USI Lost in penalty Kicks.

2001 (6-10-0 Overall, 2-7-0 GLVC)

Rockhurst L 0-2
 at Missouri-Rolla W 2-1
 Brescia W 4-3
 Lincoln W 6-2
 at Indianapolis* L 1-3
 at Saint Joseph's* L 1-2 (2ot)
 Wisconsin-Parkside* L 0-2
 Lewis* L 1-5
 Oakland City W 10-1
 at SIU Edwardsville* L 1-4
 at Quincy * W 4-3 (ot)
 Missouri-St. Louis* W 4-3 (ot)
 Truman State* L 0-2
 Bellarmine* L 0-3
 Northern Kentucky* L 1-3
 at McKendree L 0-4

2002 (13-8-0 Overall, 7-3-0 GLVC)

at Truman State L 0-2
 vs. Ashland+ L 0-3
 vs. Hillsdale+ W 1-0 (ot)
 Missouri-Rolla L 1-3
 St. Francis W 4-1
 at Northern Kentucky* W 2-1
 at Bellarmine* W 1-0
 Kentucky Wesleyan* W 12-0
 at Rockhurst L 1-6
 at Missouri-St. Louis* L 3-4 (ot)
 Quincy* W 2-0
 Brescia W 2-0
 SIU Edwardsville* W 1-0
 at Lewis* L 0-1 (2 ot)
 at Wisconsin-Parkside* L 1-2
 Saint Joseph's* W 4-2
 Indianapolis* W 2-0
 McKendree W 3-0
 Quincy# W 3-2
 Lewis#! W 2-1
 SIU Edwardsville# L 0-1
 *GLVC; +Indianapolis Invitational; #GLVC Tournament; !USI advanced to the GLVC Tournament Championship game on penalty kicks.

2003 (10-7-1, 8-2-0 GLVC)

at Missouri-Rolla L 2-3
 Spalding W 5-2
 at Tampa L 0-3
 at Florida Southern L 2-3 (ot)
 Wisconsin-Parkside* W 2-1 (ot)
 Lewis* W 1-0
 at Indianapolis* W 1-0
 at Saint Joseph's* W 3-2
 Bellarmine* W 2-1
 Northern Kentucky* W 1-0 (2 ot)
 Truman State L 0-3
 at Kentucky Wesleyan* W 3-0
 at SIU Edwardsville* L 1-2
 at Quincy* L 1-3
 Rockhurst T 1-1 (2 ot)
 Missouri-St. Louis* W 1-0 (2 ot)
 Bellarmine# W 2-1
 vs. Lewis+ L 1-2
 *GLVC; #GLVC Tournament (First Round at USI); +GLVC Tournament semifinals (at SIUE)



2017 USI MEN'S SOCCER

2004 (2-15-1 Overall, 1-9-0 GLVC)

Harris-Stowe St.	W	5-0
Columbia	L	1-2 (ot)
vs. Truman State<	L	1-3
vs. Rockhurst<	T	0-0 (2 ot)
at Ashland	L	1-2
at Gannon	L	0-3
Quincy*	L	2-4
SIU Edwardsville*	L	0-4
Kentucky Wesleyan*	W	3-1
Findlay	L	0-1
at Northern Kentucky*	L	0-1
at Bellarmine*	L	0-2
Saint Joseph's*	L	3-4
Indianapolis*	L	1-3
at Lewis*	L	1-2
at Wisconsin-Parkside*	L	0-4
Missouri-Rolla	L	0-1
at Missouri-St. Louis*	L	1-3

*GLVC; < at Quincy University

2005 (5-12-0, 3-9-0 GLVC)

at Trumans State	L	0-4
at Harris-Stowe St.	W	5-0
Ashland	L	1-5
Campbellsville	W	4-0
at Bellarmine*	W	2-1
at Northern Kentucky*	L	0-2
Missouri-Rolla*	L	1-3
Missouri-St. Louis*	L	1-3
at Quincy*	L	0-1 (2 ot)
Indianapolis*	L	0-1
Saint Joseph's*	W	2-0
at Kentucky Wesleyan*	W	2-1
at Findlay	L	0-1 (2 ot)
at Rockhurst*	L	0-7
at Drury*	L	0-3
Wisconsin-Parkside*	L	0-2
Lewis*	L	1-2

*GLVC

2006 (3-12-2 Overall, 1-10-2 GLVC)

Oakland City	W	1-0
at Lewis*	L	0-1
at Wisconsin-Parkside*	L	1-4
Drury*	L	1-2
Rockhurst*	L	0-4
Mercyhurst	L	0-1
Gannon	L	0-2
at Saint Joseph's*	T	2-2
at Indianapolis*	L	0-2
SIU Edwardsville*	L	1-2
Quincy*	L	0-1
Kentucky Wesleyan*	W	4-0
at Missouri-St. Louis*	L	0-1
at Missouri-Rolla*	T	2-2
Northern Kentucky*	L	0-1
Bellarmino*	L	0-3
Harris-Stowe St.	W	4-0

*GLVC

2007 (6-12-1 Overall, 3-10-0 GLVC)

at Mercyhurst	W	2-1
at Gannon	L	1-3
Georgetown	W	3-0
at Kentucky Wesleyan*	W	1-0
at Quincy*	L	0-1
at SIU Edwardsville*	L	2-4
Saint Joseph's*	W	3-2
Indianapolis*	L	0-4
Truman State	L	0-1
at Oakland City	T	1-1 (2ot)

at Drury*	L	0-2
at Rockhurst*	L	1-4
Wisconsin-Parkside*	W	2-6
Lewis*	L	1-5
at Northern Kentucky*	L	0-1
at Bellarmine*	L	2-4
Missouri-St. Louis*	L	2-3
Missouri-Rolla*	W	1-0
Harris-Stowe State	W	4-0

*GLVC Games

2008 (8-10-0 Overall, 4-8-0 GLVC)

Marian	L	1-2
Kentucky Wesleyan*	W	2-0
Northwood	W	1-0
Saginaw Valley State	L	1-3
at Missouri S&T*	L	0-1
at Drury*	L	1-6
Rockhurst*	L	0-1
Missouri-St. Louis*	W	1-0 (ot)
Illinois-Springfield	W	2-0
Maryville	W	3-0
Quincy*	L	3-4
at Bellarmine*	L	1-5
at Northern Kentucky*	L	1-5
Indianapolis*	W	1-0
Saint Joseph's*	L	0-2
at Wisconsin-Parkside	W	4-3
at Lewis*	L	0-3
Harris-Stowe State	W	1-0

*GLVC

2009 (6-10-1 Overall, 5-9-0 GLVC)

at Martin Methodist	L	1-5
Northern Kentucky*	L	1-2 ot
Indianapolis*	W	4-2
Saint Joseph's*	W	4-1
at Wisconsin-Parkside*	L	0-1
at Lewis*	W	2-0
Quincy*	L	0-1 ot
at Oakland City	T	1-1 2ot
at Rockhurst*	L	0-2
at Drury*	L	1-4
Missouri S&T*	L	0-2
Maryville*	L	0-3
at Missouri-St. Louis*	L	0-2
at Christian Brothers	W	4-3
at Kentucky Wesleyan*	W	3-0
at Bellarmine*	W	3-2

*GLVC

2010 (9-8-0 Overall, 6-8-0 GLVC)

Saginaw Valley State	W	4-1
at Northern Kentucky*	L	1-2
West Virginia Tech	W	2-0
at Saint Joseph's*	W	2-1
at Indianapolis*	L	0-2
Lewis*	L	1-3
Wisconsin-Parkside*	W	2-1
at Quincy*	L	2-3
at Illinois-Springfield*	W	2-1
Drury*	W	1-0
Rockhurst*	L	1-3
at Maryville*	W	2-1
at Missouri S&T*	L	0-2
Oakland City	W	3-2
Missouri-St. Louis*	L	1-3
Bellarmino*	L	2-3 (OT)
Kentucky Wesleyan*	W	3-0

*GLVC



2017 USI MEN'S SOCCER

2011 (5-11-2 Overall, 4-9-2 GLVC)

at West Virginia Wesleyan	L 0-1 (OT)
at Davis & Elkins	W 1-0
at Bellarmine*	L 1-2 (20T)
Northern Kentucky*	L 2-3
Missouri S&T*	L 0-2
Drury*	L 0-1
at Rockhurst*	L 0-2
at William Jewell*	L 2-6
Indianapolis*	L 2-3
Saint Joseph's*	T 0-0 (20T)
at Lewis*	L 1-2
at Wisconsin-Parkside*	W 1-0 (OT)
at Maryville*	W 4-3 (OT)
at Missouri-St. Louis*	L 1-2
Illinois-Springfield*	W 11-0
Quincy*	T 1-1 (20T)
Kentucky Wesleyan*	W 7-2
at Oakland City	L 1-3

*GLVC

2012 (11-7-0 Overall, 9-5-0 GLVC)

Cedarville	L 0-1
Oakland City	W 4-1
at Quincy*	L 0-1
at Illinois-Springfield*	W 1-0
Missouri-St. Louis*	L 0-1
Maryville*	W 2-0
Wisconsin-Parkside*	W 3-1
Lewis*	W 3-2 (OT)
at Saint Joseph's*	W 1-0
at Indianapolis*	W 5-1
William Jewell*	L 0-1
Rockhurst*	W 3-2
at Drury*	L 1-2
at McKendree*	W 4-2
Bellarmino*	L 0-1
at Kentucky Wesleyan*	W 5-0
at Bellarmine!	W 2-1
at Rockhurst!	L 0-2

*GLVC; !GLVC Tournament

2013 (7-7-3 Overall, 6-7-2 GLVC)

at Cedarville	T 0-0 (20T)
Kentucky Wesleyan	W 6-0
Illinois Springfield	L 0-1
at McKendree	W 3-2 (OT)
Missouri S&T	L 0-1
Drury	L 1-2
at #20 Rockhurst	L 0-2
at William Jewell	L 1-2
Indianapolis	L 0-2
Saint Joseph's	W 3-2
at #11 Lewis	T 1-1 (20T)
at Wisconsin-Parkside	W 3-0
at Maryville	W 3-1
at Missouri-St. Louis	T 0-0 (20T)
Truman State	W 3-0
Quincy	L 3-4 (OT)
at Bellarmine	W 2-1

2014 (5-9-3 Overall, 4-8-3 GLVC)

at Kentucky Wesleyan	W 1-0
at Trevecca Nazarene	L 0-2
at Quincy*	L 0-3
at Truman State*	T 0-0

Missouri-St. Louis*	L 0-1
Maryville*	W 5-1
Wisconsin-Parkside*	L 0-1
Lewis*	W 1-0
at Saint Joseph's*	W 3-1
at Indianapolis*	L 0-5
William Jewell*	W 2-0
Rockhurst*	T 1-1 (20T)
at Drury*	L 0-2
at Missouri S&T*	L 0-1
McKendree*	L 1-2 (OT)
at Illinois Springfield*	L 1-2
Bellarmino*	T 3-3 (20T)

*GLVC

2015 (8-7-3 Overall, 6-6-3 GLVC)

Kentucky Wesleyan	W 3-2 (20T)
Union	W 4-0
at Illinois Springfield*	W 3-0
McKendree*	L 0-1 (20T)
Missouri S&T*	L 2-3
Drury*	L 0-2
at Rockhurst*	L 1-3
at William Jewell*	T 2-2 (20T)
Indianapolis*	L 0-3
Saint Joseph's*	L 1-2
at Lewis*	W 1-0
at Wisconsin-Parkside*	T 1-1 (20T)
Truman State*	W 2-1
Quincy*	W 2-0
at Maryville*	T 2-2 (20T)
at Missouri-St. Louis*	W 1-0
at Bellarmine*	W 2-0
at Rockhurst+	L 0-1

*GLVC; +GLVC Tournament

2016 (13-4-4 Overall, 10-2-3 GLVC)

at Kentucky Wesleyan	W 3-1
at Trevecca Nazarene	W 3-2
Missouri-St. Louis*	L 1-2
Maryville*	W 2-1 (20T)
at Quincy*	W 2-1
at Truman State*	W 3-0
Wisconsin-Parkside*	W 3-2
Lewis*	W 3-0
at Saint Joseph's*	W 2-0
at Indianapolis*	W 1-0
at Lewis*	W 1-0
William Jewell*	W 3-0
Rockhurst*	L 1-2 (OT)
at Drury*	T 1-1 (20T)
at Missouri S&T*	T 2-2 (20T)
at McKendree*	T 0-0 (20T)
Illinois Springfield	W 3-1
Bellarmino*	W 2-1
Missouri-St. Louis+	W 1-0
vs Indianapolis+	L 0-2
vs Quincy!	T 2-2 (20T)***
at Rockhurst!	L 1-3

*GLVC; +GLVC Tournament; !NCAA II Tournament

***Adv. on PK 3-1



2017 USI MEN'S SOCCER

SERIES RECORD VS. OPPONENTS

Alabama A&M	0- 4-0	Missouri-St. Louis	6-21-2
Alabama Huntsville	0- 1-1	Missouri Valley	0- 1-0
Alderson Broaddus	0- 1-0	National College of Education	1- 0-0
Arkansas-Little Rock	1- 0-0	New York Tech	0- 2-0
Ashland	1- 4-0	North Carolina	0- 1-0
Bellarmino	24-13-2	North Carolina-Greensboro	0- 1-0
Benedictine	1- 0-0	North Texas State	0- 2-0
Bowling Green	0- 1-0	Northern Kentucky	14-14-2
Bradley	2- 0-1	Northwood	1- 0-0
Brescia	4- 0-0	Oakland	2-10-2
Cal State-Chico	0- 1-0	Oakland City	4- 1-2
Campbell	0- 1-0	Oral Roberts	3- 0-1
Campbellsville	1- 0-0	Purdue	3- 0-0
Catawba	0- 1-0	Quincy	5-17-2
Cedarville	0- 1-1	Rockhurst	1-19-3
Central Florida	0- 1-0	Rollins	0- 1-0
Charleston	0- 2-0	St. Francis (IL)	2- 0-0
Chicago Circle	0- 1-0	Saginaw Valley State	1- 1-0
Christian Brothers	1- 1-0	Saint Joseph's	22- 5-2
Cincinnati	0- 1-1	Salem-Teikyo	1- 0-0
Cleveland State	0- 1-0	Shippensburg	1- 0-0
Columbia (MO)	0- 1-0	South Alabama	0- 2-0
Davis & Elkins	2- 2-0	South Carolina-Spartanburg	0- 1-1
DePauw	3- 2-0	SIU-Edwardsville	3-12-1
Dowlan	0- 0-1	Southeast Missouri	6- 2-0
Drake	0- 2-0	Southwest Baptist	1- 0-0
Drury	1-11-2	Southwest Missouri	2- 0-0
Eastern Illinois	1- 8-0	Spalding	1- 0-0
East Stroudsburg	0- 1-1	Stetson	1- 0-0
Emory	1- 0-0	Tampa	0- 2-0
Erskine	1- 0-0	Texas Christian	1- 0-0
Findlay	0- 2-0	Transylvania	2- 1-0
Florida Southern	0- 1-0	Trevecca	1- 1-0
Fontbonne	1- 0-0	Truman State\$	7- 9-2
Gannon	1- 5-1	Union	1- 0-0
Georgetown	1- 0-0	Valparaiso	1- 0-0
Georgia State	1- 1-0	Vanderbilt	6- 4-0
Grace College	1- 0-0	Vermont	1- 0-0
Greensboro College	1- 0-0	Washington Univ. (Mo.)	0- 3-0
Harris-Stowe St.	9- 0-0	Western Illinois	2- 3-0
Hillsdale	1- 0-0	Western Kentucky	3- 0-1
Illinois-Springfield	8- 4-1	Western Michigan	1- 0-0
Illinois State	1- 0-0	West Virginia	0- 1-0
Indiana	0- 3-0	West Virginia Tech	1- 0-0
Indianapolis	21-13-0	West Virginia Wesleyan	0- 3-0
IUPU Ft. Wayne	11- 3-1	Wheaton	2- 0-0
IUPU Indianapolis	2- 0-0	William Jewell	2- 3-1
Kentucky	1- 1-0	Wilmington	0- 1-0
Kentucky Wesleyan	29- 6-2	Wisconsin-Green Bay	1- 1-0
Lewis	22-22-1	Wisconsin-Parkside	9-16-2
Lincoln	1- 0-0	Wright State	5- 3-1
Lincoln Memorial	1- 0-0	Xavier	4- 0-0
Lindsey Wilson	0- 1-0		
Lindenwood	1- 0-0		
Lock Haven	0- 2-0		
Longwood	1- 0-0		
Long Island-Southampton	1- 0-0		
Louisville	4- 1-2		
Loyola	1- 0-0		
Miami (OH)	1- 1-0		
Marian	1- 1-0		
Marquette	1- 1-0		
Martin Methodist	0- 1-0		
Maryville	7- 1-1		
McKendree	5- 4-2		
Memphis State	0- 3-0		
Mercyhurst	1- 4-0		
Missouri-K.C.	1- 0-1		
Missouri S&T+	9-15-3		
Missouri Southern	3- 2-0		

\$ Originally Northeast Missouri State
+ Originally Missouri Rolla