

BASEBALL



University of Southern Indiana



UNIVERSITY OF SOUTHERN INDIANA

SCREAMING EAGLES

BASEBALL

1993

Athletics

8600 University Boulevard • Evansville, Indiana 47712-3599 • 812/464-1846 • FAX 812/424-4910

1993 BASEBALL OUTLOOK

It was the bottom of the ninth for the Screaming Eagles, runners at first and second, and down a run, 5-4, to Lewis University. The runner at second would tie the score, but the runner at first would send the University of Southern Indiana to the NCAA Division II World Series. The batter swings, striking the ball sharply, BUT into a four-six-three double play, ending one of the most exciting baseball seasons ever for USI.

In 1992, the Eagles of the University of Southern Indiana got what they wanted: A bid to the NCAA tournament. In 1993, they want to go one step further to the Division II World Series.

Last year, the Eagles ended with 40 wins (40-19 overall, 13-3 in the Great Lakes Valley Conference), a .678 winning percentage, 552 team hits, 24 team triples, 332 runs batted in, 419 runs scored, 92 stolen bases, and a 12 game winning streak. All were school records.

The 1993 Screaming Eagles return 15 lettermen, losing only five letter winners of which four were starters. The Eagles return starters at every field position, except shortstop and left field, three starting pitchers, and one part-time reliever/starter, losing two starters and one reliever.

Head Coach Gary Redman, who feels this may be one of the best teams ever at USI, enters his sixth season with a career record at USI of 150-108-2. Redman did not make things easy on the Eagles with a soft schedule. The Eagles will face pre-season ranked University of South Carolina-Aiken (5th), GLVC rival Lewis University (6th), and West Georgia College (27th).

THE PITCHING STAFF

The Eagles return seven pitchers who claimed 23 of the 40 wins last season and had a combined earned run average of 3.94, giving up 109 runs in 248.6 innings pitched.

Leading the way for the staff is sophomore ace Todd Niemeier, the left-hander who became the Eagles' ace late last season. He finished his first year with a 2.20 ERA in 65.3 IP, giving up 23 runs, 16 earned, and 24 walks, while striking out 31. The opposing batters were off balance against Niemeier, hitting only .230 in 243 at bats.

Also on the left side, Mike Fetscher, a sophomore returns for his second season. Fetscher saw action both as a starter and reliever last season and finished with a 4-3 record and a 4.27 ERA in 46.3 IP. He gave up 31 runs, 22 earned, 51 hits and walked nine, while striking out 50.

Fetscher, as a starter, had two no-hitters in 1992. His first came on the spring trip versus Paine College, winning 5-0, and a perfect game in the second against Oakland City College, winning 12-0.

On the right side, the Eagles are led by junior right-handers, Damon Brown and Greg Orr.

Brown, who is 14-1 as a Eagle, will be chasing the 22 career wins school record set by Todd Krapf last season. Last season,

Brown was 8-1 with a 3.51 ERA in 49.7 IP. Brown allowed 23 runs, 19 earned, 49 hits, and 20 walks, while striking out 26.

Orr was the iron man for USI last year, pitching in 72.3 innings and finishing with a 6-5 record. Orr had an ERA of 4.98, allowing 49 runs, 40 earned, on 77 hits, and 33 walks, while striking out a team high 53.

Out of the bullpen, junior right-hander Neil Walther will return as a middle reliever. In 1992, he had a 1-0 record with a 7.84 ERA in 10.3 innings pitched.

Also returning for the Eagles on the mound is sophomore right-handers Don Burton and Wes Melnyk. Both saw limited action out of the bullpen in 1992.

THE INFIELD

USI returns three starters from 1992 and one from 1991.

At the corners, USI returns All-GLVC first baseman Brian Maurer and honorable mention All-GLVC third baseman Jason Krack. Both were named to the All-NCAA North Central Regional team in 1992.

Maurer, a senior, returns after his best season ever as an Eagle in 1992. The USI Player-of-the-Year hit for a career high .358 with a career high 43 runs scored and 45 RBIs.

Krack, a sophomore, became a permanent replacement for Steve Gries at third base on the spring trip after Gries' season was ended due to injury. Krack, who batted in the fifth position as a freshman, hit .309 with 37 RBIs and 40 runs scored to go with 12 doubles.

Up the middle for the Eagles, Coach Redman will return two veterans.

At second base, Steve Gries, a junior, will return to the line up after missing 1992 with a broken hand. Gries, who can play second, short stop, or third, hit .309 as a sophomore in 1991 with 22 RBI and 26 runs scored.

Moving over to short stop will be USI's 1992 second baseman Barry Strauser, who was honorable mention All-GLVC. Strauser, who hit .400 for most of last season, was second on the team in hitting with a .376 batting average with 36 runs scored, 19 RBIs, and 11 stolen bases, hitting in the ninth position. Strauser will have the unenviable job of replacing All-GLVC and three-starter Tom Drake at shortstop.

The position behind the plate is secure, despite losing three-year starter Blake Krueger to graduation. It will be filled by sophomore catcher Kevin Brown.

Brown, who played last season out-of-position in the outfield, moves behind the plate, his best position. Last year, he hit .368 with 30 runs scored, 33 RBIs, and 14 doubles, batting in the clean-up position.

Backing Brown up behind the plate will be Darryl Adler, a sophomore. Adler saw spot action last season as a third baseman, outfielder, and catcher. In 14 games, Adler hit .333 with three RBIs, and nine runs scored.

Competing with Adler for the backup position will be David Blackwell, who saw spot action behind the plate and as a pinch hitter. Blackwell hit .154 in 13 plate appearances.

THE OUTFIELD

The Eagles enter 1993 with an experienced outfield, returning one full-time starter and three part-time players.

The full-time starter is pre-season All-American Matt Vince, a junior centerfielder. Vince, who was third-team All-American, first team All-North Central Region, All-GLVC, and a member of the All-NCAA North Central Regional team, led the team in hitting with a .383 BA, 61 runs scored, 80 hits, and 24 stolen bases. He was also second on the team in RBIs with 44.

Returning to compete for one of the other outfield spots will be Stu Sheets, a junior who also plays basketball at USI. Sheets will be looking to return to form after tailing off from his freshman season. Last year, he hit .233 with 14 RBIs and 44 runs scored, down from the .286 and 21 RBIs as a freshman in 1991. Sheets did increase his stolen base total to 12 in 1992.

Also returning to compete for the outfield positions are sophomores Tom Knott and Ryan Seidl. Knott and Seidl platooned in rightfield most of 1992. Knott hit .246 with 15 RBIs and 18 runs scored, while Seidl hit .313 with 27 runs scored, five RBIs and nine stolen bases. Knott also could see some innings at first base.

NEWCOMERS

Joining the pitching staff is freshman righthanders, Andy Julian of Newburgh, Ind., who was a redshirt in 1992, Scott Gladdish of Montgomery, Ind., Craig Shoobridge of Winslow, Ind., Todd Waiz of Sellersburg, Ind., Terry Miller of Salem, Ind., and Ryan Stewart of Monon, Ind. On the left side, freshman Mark Vince of Ft. Wayne, Ind., a brother of Screaming Eagles' Matt Vince, will pitch and split time in the outfield.

Joining the infield is Korey Lamb, a freshman from Evansville, Ind., while freshmen Shayne Stock of New Albany, Ind., and Kent Jacquay of New Haven, Ind. will compete to back Maurer up at first.

In the outfield, 1992 redshirt Trent Watts of Pendleton, Ind., will compete for one of the open spots.

SCREAMING EAGLES BASEBALL 1993 SCHEDULE

DATE	OPPONENT	TIME
Sat., February 27	QUINCY	12:00 p.m.
Sun., February 28	QUINCY (1)	1:00 p.m.
Tue., March 2	IU SOUTHEAST	1:00 p.m.
Sat., March 6	Mt. Olive (1)	12:00 p.m.
Sun., March 7	Paine	1:00 p.m.
Mon., March 8	S. Carolina-Aiken	12:00 p.m.
Tue., March 9	Augusta (1)	1:00 p.m.
Wed., March 10	Augusta (1)	1:00 p.m.
Thu., March 11	West Georgia	1:00 p.m.
Sat., March 13	Erskine	11:00 a.m.
Wed., March 17	Butler	12:00 p.m.
Sat., March 20	ST. JOSEPH'S*	12:00 p.m.
Sun., March 21	LEWIS*	12:00 p.m.
Wed., March 24	MCKENDREE	1:00 p.m.
Fri., March 26	Hanover (1)	2:30 p.m.
Sat., March 27	Kentucky State*	11:00 a.m.
Sun., March 28	Bellarmine*	11:00 a.m.
Tue., March 30	IUPU Indianapolis	12:00 p.m.
Wed., March 31	SIU-EDWARDSVILLE	1:00 p.m.
Sat., April 3	KENTUCKY WESLEYAN*	12:00 p.m.
Sun., April 4	ROSE HULMAN	1:00 p.m.
Wed., April 7	SIU-Edwardsville (1)	3:00 p.m.
Fri., April 9	INDIANAPOLIS*	12:00 p.m.
Sat., April 10	NORTHERN KENTUCKY*	12:00 p.m.
Mon., April 12	SOUTHEAST MISSOURI	2:00 p.m.
Wed., April 14	CUMBERLAND	2:00 p.m.
Sat., April 17	IUPU-Ft. Wayne*	12:00 p.m.
Sun., April 18	Ashland*	11:00 a.m.
Tue., April 20	IU Southeast (1)	3:00 p.m.
FRI., APRIL 23-	GREAT LAKES VALLEY	
SUN., APRIL 25	TOURNAMENT	
Tue., April 27	McKendree	2:00 p.m.
Thu., April 29	MARIAN	2:00 p.m.
Fri., April 30	MARIAN (1)	2:00 p.m.
Sun., May 2	IUPU INDIANAPOLIS	1:00 p.m.
THU., MAY 20-	NCAA REGIONALS	
SAT., MAY 22		
SAT., MAY 29	NCAA CHAMPIONSHIP	
SAT., JUNE 5	SERIES (MONTGOMERY, ALA.)	


(1)-Denotes a single-nine inning game

*-GLVC Game

HOME GAMES ARE IN BOLD

All times are Evansville Time (CST)


1993 Screaming Eagle Baseball



Todd Niemeier
#1




Korey Lamb
#2




Barry Strauser
#4



Stu Sheets
#7



Brian Maurer
#9



Scott Gladdish
#10



Trent Watts
#11



Neil Walther
#12



Matt Viince
#13



Ryan Seidl
#14



Greg Orr
#15



David Blackwell
#16



Tom Knott
#17




Wes Melnyk
#21




Craig Shoobridge
#22




Kevin Brown
#23



Steve Gries
#24




Andy Julian
#25




Jason Krack
#26




Mike Fetscher
#27



Damon Brown
#28




Kent Jacquay
#29



Shayne Stock
#30




Darryl Adler
#31




Todd Waiz
#32



Mark Vince
#33




Ryan Stewart
#34




Don Burton
#35



Gary Redman
Head Coach



Roger Hughes
Asst. Coach



Malvern Redman
Asst. Coach

Not
Pictured:
Terry Miller
#36



Back row (L-R): Greg Orr, Wes Melnyk, Ryan Seidl, Andy Julian, Don Burton, Damon Brown, Jason Krack, Kevin Brown, Darryl Adler, Todd Niemeier.

Middle row (L-R): Head Coach Gary Redman, Asst. Coach Malvern Redman, Stu Sheets, Brian Maurer, Trent Watts, Matt Vince, Steve Gries, Tom Knott, Kent Jacquay, Neil Walther, Roger Hughes, Asst. Coach.

First row (L-R): Mark Vince, Craig Shoobridge, Korey Lamb, Barry Strauser, Todd Waiz, David Blackwell, Shayne Stock, Scott Gladdish, Ryan Stewart.

UNIVERSITY OF SOUTHERN INDIANA

"SCREAMING EAGLES"

NO.	NAME	POS.	CL.	HT.	WT.	B-T	HOMETOWN(H.S.)
1	Todd Niemeier	P	So.	6-0	160	R-L	Evansville, Ind. (Mater Dei)
2	Korey Lamb	2B/SS	Fr.	5-9	155	R-R	Evansville, Ind. (Reitz)
4	Barry Strauser	SS	So.	5-10	150	R-R	Springville, Ind. (Eastern)
7	Stu Sheets	OF	Jr.	5-11	180	R-R	Decatur, Ind. (Bellmont)
9	Brian Maurer	1B	Sr.	6-0	180	L-L	Haubstadt, Ind. (Mater Dei)
10	Scott Gladish	P	Fr.	5-11	165	R-R	Montgomery, Ind. (Barr-Reeve)
11	Trent Watts	OF	Fr.	5-11	165	R-R	Pendleton, Ind. (Pendleton Heights)
12	Neal Walther	P	Jr.	5-10	185	R-R	LaFayette, Ind. (McCutcheon)
13	Matt Vince	OF	Jr.	5-10	175	R-R	Ft. Wayne, Ind. (R. Nelson Snider)
14	Ryan Seidl	OF	So.	6-0	180	R-R	Jasper, Ind. (Jasper)
15	Greg Orr	P	Jr.	5-11	165	R-R	Berne, Ind. (S. Adams)
16	David Blackwell	C	Jr.	5-9	182	R-R	Bloomington, Ind. (South)
17	Tom Knott	OF/1B	So.	6-1	175	L-L	Evansville, Ind. (Central)
21	Wes Melnyk	P	So.	6-0	192	R-R	Edmonton, Canada (R. Sheppard)
22	Craig Shooobridge	P	Fr.	6-0	165	R-R	Winslow, Ind. (Pike Central)
23	Kevin Brown	C	So.	6-1	215	R-R	Winslow, Ind. (Pike Central)
24	Steve Gries	2B/3B	Jr.	6-0	180	R-R	Evansville, Ind. (Mater Dei)
25	Andy Julian	P	Fr.	6-1	185	R-R	Newburgh, Ind. (Castle)
26	Jason Krack	3B	So.	6-4	200	R-R	Evansville, Ind. (Central)
27	Mike Fetscher	P	So.	6-3	208	L-L	Evansville, Ind. (Reitz)
28	Damon Brown	P	Jr.	6-4	200	L-R	Bloomington, Ind. (South)
29	Kent Jacquay	1B	Fr.	5-9	185	R-R	New Haven, Ind. (New Haven)
30	Shayne Stock	1B	Fr.	6-0	170	R-R	New Albany, Ind. (Clarksville)
31	Darryl Adler	C	So.	6-1	170	R-R	Evansville, Ind. (Mater Dei)
32	Todd Waiz	P	Fr.	6-2	175	R-R	Sellersburg, Ind. (Silver Creek)
33	Mark Vince	P/OF	Fr.	6-0	168	L-L	Ft. Wayne, Ind. (R. Nelson Snider)
34	Ryan Stewart	P	Fr.	6-0	200	R-R	Monon, Ind. (North White)
35	Don Burton	P	So.	6-4	205	R-R	Washington, Ind. (Washington)
36	Terry Miller	P	Fr.	6-1	190	R-R	Salem, Ind. (Salem)

HEAD COACH: Gary Redman

ASSISTANT COACHES: Roger Hughes, Malvern Redman, Gene Angle

LOCATION: Evansville, Ind.

1992 RECORD: 40-19

FOUNDED: 1965

CONFERENCE: Great Lakes Valley Conference

ENROLLMENT: 7,430

1992 GLVC REGULAR SEASON RECORD: 13-3

NICKNAME: Screaming Eagles

1992 GLVC REGULAR SEASON FINISH: 1st

COLORS: Red, White, Blue

1992 GLVC TOURNAMENT FINISH: 4th

PRESIDENT: Dr. David Rice

1992 NCAA NORTH CENTRAL REGIONAL FINISH: 2nd

NCAA FACULTY

REPRESENTATIVE: Dr. Charles Bertram

ATHLETIC DIRECTOR: Dr. Donald Bennett

HEAD COACH: Gary Redman

ALMA MATER: USI ('75)

RECORD AT USI: 150-108-2

SPORTS INFORMATION DIRECTOR: Ray Simmons

HEAD COACH GARY REDMAN

As Gary Redman begins his sixth season at the helm of the Screaming Eagles baseball team, he will be striving to take the team to the NCAA Division II playoffs for the second consecutive year. His goal is to go one step further this year to the NCAA Division II World Series.

Redman has a 150-108-2 record at USI, a winning percentage of .581, which ranks 25th among active college coaches, and is 311-209-2 over his 16 years of coaching baseball. In his six years at USI, Redman has taken the Eagles to the Division II playoffs twice and last season was one hitter away from the world series. His teams over the past ten years have a combined batting average of .305 (3951/12935).

He graduated from USI in 1975. As a student-athlete, Redman produced the 16th highest career batting average in USI history (.326).

Redman was formerly head baseball coach at Northeast Dubois High School, in Dubois, Ind., having won the Blue Chip Conference in 1981 and 1987; having state-ranked teams in 1984 (13th) and in 1987 (6th); and being named Regional Coach of the Year in 1984 and 1987.

Baseball was not Redman's only sport at Dubois. He also was varsity basketball assistant coach, head tennis coach, freshman basketball coach, and eighth grade basketball coach. The 39-year-old coach is also active in assisting many community baseball leagues. He has organized summer camps for younger players for the past 13 years.

Redman and his wife, GERALYN, live in Mt. Vernon, Ind., and have two sons, Josh and Jace.

1993 SCREAMING EAGLES BASEBALL TEAM

1 Todd Niemeier
 Sophomore...Pitcher...6-0...160
 Evansville, Ind. (Mater Dei)...Bats-R Throws-R
 MAJOR: Biology

1992: Became the USI number one starting pitcher late in the season and was named to the All-GLVC and to the All-North Central Region teams as a freshman...finished the year with a 4-0 record in 13 games and nine starts...allowed 23 runs, 16 earned, 56 hits, and 24 walks, while striking out 31 in 65.3 innings with an ERA of 2.20...opposing batters hit allow .230 versus Niemeier. **HIGH SCHOOL:** Attended Mater Dei High School...lettered in basketball and baseball at MDHS...won the 1991 Mater Dei Kiwanis Award and was named to the All-Metro team...graduated ninth of 133 seniors at MDHS.

	G	IP	H	BB	SO	ER	CG	SH	SV	W-	L	ERA
'92	13	65.3	56	24	31	16	2	1	1	4-	0	2.20

4 Barry Strauser
 Sophomore...Shortstop...5-10...150
 Springville, Ind. (Eastern)...Bats-R Throws-R
 MAJOR: Business Administration

1992: Was honorable mention All-GLVC as an infielder as a freshman...after hitting .400 for much of the season, he hit .376 for the season with 36 runs scored, 19 RBIs, three doubles, and 11 stolen bases...also had an on-base percentage of .489. **1991:** Redshirted. **HIGH SCHOOL:** Graduated from Eastern High School in Bloomfield, Ind....lettered in baseball basketball and track at EHS...was the Most Valuable Player and All-SWIAC as a junior and senior at EHS.

	G	AB	R	H	2B	3B	HR	RBI	BB	SO	SB	BA
'92	49	109	36	41	3	1	0	19	9	6	11	.376

7 Stu Sheets
 Junior...Second Base/Outfielder...5-11...178
 Decatur, Ind. (Bellmont)...Bats-R Throws-R
 MAJOR: Business

1992: Played the right and left field positions for USI...hit .233 with 44 runs scored, 14 RBIs, seven doubles, and 15 walks. **1991:** Started in both left field and at second base for the Eagles...after a slow start, he hit .286 with 21 runs batted in and 37 runs scored. **AT USI:** In 1992, he became a two-sport athlete at USI participating on the basketball team. **HIGH SCHOOL:** Decided to play baseball at USI, rather than take a basketball scholarship to St. Louis University after graduating from Bellmont High School...won three letters in baseball and was All-Conference from 1988-90, team captain, and a member of the North All-Star team in 1990...lettered four years in basketball and was honorable mention All-State in 1989 and 1990, team captain and All-Conference in 1989, 1990.

	G	AB	R	H	2B	3B	HR	RBI	BB	SO	SB	BA
'91	51	154	37	44	15	1	2	21	19	15	4	.286
'92	51	133	44	31	7	2	1	14	15	19	12	.233
TOT.	102	287	81	75	22	3	3	35	34	34	16	.261

9 Brian Maurer
 Senior...First Baseman...6-0...180
 Evansville, Ind. (Mater Dei)...Bats-L Throws-L
 MAJOR: Business Administration

1992: Was the Screaming Eagles' Player-of-the-Year, Mental Attitude Award winner, and named to the All-GLVC, second team All-North Central Region, and All-NCAA II North Central Regional Tournament team...had his most consistant year playing in 58 of the 59 games, hitting .358 and leading the team in runs batted in with 45...was tied for second on the team in hits with 67 and tied for third on the team in doubles with 11. **1991:** Played in 53 games and hit .277 with 19 RBIs and 30 runs scored. **1990:** played a steady first base for the Eagles as a freshman, hitting .260 with 22 RBIs and committed only two errors in 397 chances for a fielding percentage of .995...hit a clutch three-run home run at Tennessee-Martin in 1990 to tie the game and send it into extra innings with the Eagles winning the game. **HIGH SCHOOL:** Graduated from Mater Dei High School in 1989...participated in baseball and basketball...won the Kiwanis Award in 1989 for both baseball and basketball and was named All-State.

	G	AB	R	H	2B	3B	HR	RBI	BB	SO	SB	BA
'90	47	127	26	33	3	2	2	22	27	16	5	.260
'91	53	155	30	43	4	3	1	19	29	17	5	.277
'92	58	187	43	67	11	1	2	45	33	16	10	.358
TOT.	158	469	99	143	18	6	5	86	89	49	20	.304

12 Neal Walther
 Junior...Pitcher...5-10...185
 Lafayette, Ind. (McCutcheon)...Bats-R Throws-R
 MAJOR: History

1992: Was a main stay in the bullpen as a middle reliever...appeared in eight games with a 7.84 ERA, allowing ten runs, nine earned, and nine hits in 10.3 innings. **1991:** Was a middle reliever, appearing in 11 games and had a 4.50 earned run average. **TRANSFERRED:** Came to USI from Lakes City (Fla.) Community College. **HIGH SCHOOL:** Played football, basketball, and baseball for McCutcheon High School in Lafayette, Ind., where he earned seven letters...was All-Conference in 1988 and 1989 and was voted the All-Time Right-handed Pitcher in MHS's history with an .809 career winning percentage.

	G	IP	H	BB	SO	ER	CG	SH	SV	W-	L	ERA
'91	11	24.0	25	15	13	12	0	0	0	2-	1	4.50
'92	8	10.3	9	6	5	9	0	0	0	1-	0	7.84
TOT.	19	34.3	34	21	18	21	0	0	0	3-	1	5.51

13 Matt Vince

Junior...Outfielder...5-10...175
 Ft. Wayne, Ind. (Snider)...Bats-R Throws-R
 MAJOR: Business Administration

1993: Named pre-season All-American by Collegiate Baseball.

1992: Had a tremendous first season with the Screaming Eagles, being named third team All-American, first team All-North Central Region, All-GLVC, and All-North Central Regional Tournament team as a sophomore...led the team in seven categories, hitting .383, 14 doubles, 80 hits, 61 runs scored, 24 stolen bases, a .488 slugging percentage, and a .498 on-base percentage...also was second on the team in RBIs with 44...set school records for at-bats with 209 and hits in a season with 80. **TRANSFERRED:** Came to USI from Valparaiso University, where he was the junior varsity most valuable player. **HIGH SCHOOL:** Attended R. Nelson Snider High School in Ft. Wayne, Ind., and lettered in baseball, football and basketball...was the MVP as a junior and senior and had the top batting average as a sophomore, junior and senior...holds the career records for hits, games, at bats, runs and put outs...ranks fifth in the state for career put outs by an outfielder.

	G	AB	R	H	2B	3B	HR	RBI	BB	SO	SB	BA
'92	57	209	61	80	14	4	0	44	22	17	24	.383

14 Ryan Seidl

Sophomore...Outfielder...6-0...180
 Jasper, Ind. (Jasper)...Bats-R Throws-R
 MAJOR: Marketing

1992: Platooned in rightfield, seeing action in 47 games, starting 26...hit .313 with five RBIs, 27 runs scored, and nine stolen bases. **HIGH SCHOOL:** Comes to USI from Jasper High School and was second team All-State, All-Conference, and a Southern Indiana All-Star...also lettered in football at JHS.

	G	AB	R	H	2B	3B	HR	RBI	BB	SO	SB	BA
'92	47	64	27	20	3	1	0	5	14	14	9	.313

15 Greg Orr

Junior...Pitcher...5-11...165
 Berne, Ind. (S. Adams)...Bats-R Throws-R
 MAJOR: Elementary Education

1992: Led the staff for the second consecutive year with 53 strike outs, 72.3 innings pitched and seven complete games...had a 6-5 record with a 4.98 ERA, allowing 49 runs, 40 earned, and 33 walks. 1991: Led the team with 41 strike outs as a freshman...finished 1991 with a 4-4 record and a 4.62 ERA. **HIGH SCHOOL:** Graduated from South Adams High School in Berne, Ind., where he played baseball and basketball...was the Most Valuable Pitcher in the 1988 (sophomore) and 1990 (senior) seasons...was the team captain as a senior at SAHS.

	G	IP	H	BB	SO	ER	CG	SH	SV	W-	L	ERA
'91	12	64.3	63	29	41	33	4	0	0	4-	4	4.62
'92	12	72.3	77	33	53	40	7	0	0	6-	5	4.98
TOT.	24	136.6	140	62	94	73	11	0	0	10-	9	4.81

16 David Blackwell
 Junior...Catcher...5-9...182
 Bloomington, Ind. (South)...Bats-R Throws-R
 MAJOR: Business Administration
1992: Saw limited action in eight games, starting three...hit .154 with two runs scored and one stolen base. **1991:** Did not see action due to a hip injury. **HIGH SCHOOL:** Was the captain and Most Valuable Player in 1989 at Bloomington South High School, where he hit .443.

	G	AB	R	H	2B	3B	HR	RBI	BB	SO	SB	BA
'92	8	13	2	2	0	0	0	0	1	2	1	.154

17 Tom Knott
 Sophomore...Outfielder...6-1...175
 Evansville, Ind. (Central)...Bats-L Throw-L
 MAJOR: Undecided
1992: Played rightfield for the Screaming Eagles in a platoon situation...saw action in 32 games, started 22, and hit .246 with 15 RBIs and 16 runs scored. **HIGH SCHOOL:** Graduated from Central High School...lettered in baseball and basketball at CHS...was the Kiwanis Award winner in 1989 and 1990...was All-Region and a captain in baseball in 1990...also won the 1990 Mental Attitude Award.

	G	AB	R	H	2B	3B	HR	RBI	BB	SO	SB	BA
'92	32	65	18	16	2	1	0	15	4	13	1	.246

21 Wes Melnyk
 Freshman...Pitcher...6-0...192
 Edmonton, Canada (Ross Sheppard)...Bats-R Throws-R
 MAJOR: Business
1992: Saw limited action in two games, but had a 4.50 ERA in four innings of work, allowing 2 earned runs and five hits. **SUMMER BASEBALL:** Played for the Alberta Junior Baseball League and had a 4-1 record on the mound with a 2.13 ERA, while hitting .319. **HIGH SCHOOL:** Attended Ross Sheppard High School in Edmonton, Canada where he played hockey.

	G	IP	H	BB	SO	ER	CG	SH	SV	W-	L	ERA
'92	2	2.0	5	0	2	2	0	0	0	0-	0	4.50

23 Kevin Brown
 Sophomore...Catcher...6-1...215
 Winslow, Ind. (Pike Central)...Bats-R Throws-R
 MAJOR: Undecided
1992: Started in leftfield and behind the plate for the Screaming Eagles as a freshman...tied for the team lead in doubles with 14 to go along with a .368 batting average with 64 hits, 33 RBIs, and 30 runs scored. **HIGH SCHOOL:** Attended Pike Central High School and lettered in baseball and basketball...was All-Conference three years in baseball...hit .487 with eight home runs and 37 Runs Batted In as a senior...was a member of the 1990 Indiana South All-Star team.

	G	AB	R	H	2B	3B	HR	RBI	BB	SO	SB	BA
'92	58	174	30	64	14	1	0	33	35	17	4	.368

24 Steve Gries

Junior...Second/Third Base...6-0...180
 Evansville, Ind. (Mater Dei)...Bats-R Throws-R
 MAJOR: Business Administration

1992: Was the starting third baseman before being redshirted due to a broken hand. **1991:** Was the starting third baseman, playing in 53 games and hitting .309. **1990:** Saw limited action mainly as a pinch runner, scoring three times, as a late inning defensive replacement. **HIGH SCHOOL:** Graduated from Mater Dei High School in 1989...participated in baseball, basketball, and football in four years at MDHS.

	G	AB	R	H	2B	3B	HR	RBI	BB	SO	SB	BA
'90	5	1	3	0	0	0	0	0	0	0	0	.000
'91	53	149	26	46	5	0	0	22	25	27	4	.309
'92	REDSHIRTED DUE TO INJURY											
TOT.	58	150	29	46	5	0	0	22	25	27	4	.307

26 Jason Krack

Sophomore...Infielder...6-4...190
 Evansville, Ind. (Central)...Bats-R Throws-R
 MAJOR: Undecided

1992: Was named honorable mention All-GLVC and to the All-North Central Regional Tournament team as an infielder...became the Screaming Eagles starting third baseman after Steve Gries became injured on the spring trip...batted .309 with 37 RBIs, 40 runs scored, 12 doubles, two triples, one home run, and 11 stolen bases. **HIGH SCHOOL:** Graduated of Central High School, and lettered in baseball and basketball...was named All-City and awarded the Kiwanis Award for baseball in 1990 and 1991...was the baseball Most Valuable Player in 1988.

	G	AB	R	H	2B	3B	HR	RBI	BB	SO	SB	BA
'92	55	175	40	54	12	2	1	37	27	22	11	.309

27 Mike Fetscher

Sophomore...Pitcher...6-3...208
 Evansville, Ind. (Reitz)...Bats-L Throws-L
 MAJOR: Elementary Education

1992: Had back-to-back no-hitters as a freshman (versus Paine College, 5-0, and versus Oakland City, 12-0), including a perfect game versus Oakland City College...became one of the USI aces out of the bullpen and finished the season with a 4-3 record with 4.27 ERA...allowed 51 hits, 31 runs, 22 earned, nine walks, while striking out 50 in 46.3 innings. **HIGH SCHOOL:** Graduated from Reitz High School, lettered in baseball, basketball and football...was Honorable Mention All-Metro, Honorable Mention All-State, and All-TV52 in 1991 in baseball...led the SIAC in strike outs in 1991 with 116.

	G	IP	H	BB	SO	ER	CG	SH	SV	W-	L	ERA
'92	13	46.3	51	9	50	22	4	2	1	4-	3	4.27

28 Damon Brown
 Junior...Pitcher...6-4...200
 Bloomington, Ind. (South)...Bats-L Throws-R
 MAJOR: Elementary Education

1992: Tied a USI record for wins in a season with eight and is currently tied for wins in a career at USI...was named honorable mention All-GLVC...was 8-1 with a 3.51 ERA allowing 23 runs, 19 earned, 49 hits, 20 walks, while striking out 26 in 48.7 innings. 1991: Was 6-0 and had a big complete game win over St. Joseph's College in the GLVC playoffs as a freshman...ended the season with a 3.12 ERA in 49 innings. **HIGH SCHOOL:** Graduated from Bloomington South High School, where he earned five letters in baseball and tennis...was a member of the BSHS tennis and baseball teams which won Indiana sectional and regional championships in 1988 and 1989.

	G	IP	H	ER	BB	SO	CG	SV	SH	W- L	ERA
'91	10	49.0	54	17	16	31	3	0	1	6-0	3.12
'92	11	60.0	49	19	20	26	3	0	1	8-1	3.30
TOT.	21	109.0	103	36	36	57	6	0	2	14-1	2.97

31 Darryl Adler
 Sophomore...Catcher/Outfielder...6-1...170
 Evansville, Ind. (Mater Dei)...Bats-R Throws-R
 MAJOR: Elementary Education

1992: Saw action in 14 games, mainly as an outfielder and pinch hitter...hit .333 with three RBIs, nine runs scored, and three doubles. 1991: Redshirted. **HIGH SCHOOL:** Attended Mater Dei High School and lettered in baseball, football, and basketball...was a Kiwanis Award winner in baseball and was All-Metro in football...was a member of the National Honor Society at MDHS.

	G	AB	R	H	2B	3B	HR	RBI	BB	SO	SB	BA
'92	14	18	9	6	3	0	0	3	3	3	0	.333

35 Don Burton
 Sophomore...Pitcher...6-4...205
 Washington, Ind. (Washington)...Bats-R Throws-R
 MAJOR: Education

1992: Saw action in one game, giving up two runs, one earned, on three hits in two innings of work. 1991: Redshirted. **HIGH SCHOOL:** Graduated from Washington High School in 1990 and lettered in baseball, basketball, tennis, cross country, and football...was named the Outstanding Male Athlete in 1990...was named to the All-Sectional team for basketball in 1988 and 1989 and was a semi-state qualifer in cross country in 1990.

	G	IP	H	BB	SO	ER	CG	SH	SV	W- L	ERA
'92	1	2.0	3	0	0	1	0	0	0	0- 0	4.50

1993 NEWCOMERS

- 2 Korey Lamb
Freshman...Infielder...5-9...155
Evansville, Ind. (Reitz)...Bats-R, Throws-R
MAJOR: Undecided
HIGH SCHOOL: A three-year letter winner in baseball at Reitz High School in Evansville, Ind....in 1992, he hit .289, with 25 runs scored, 19 stolen bases, and nine RBIs.
- 10 Scott Gladish
Freshman...Pitcher...5-11...162
Montgomery, Ind. (Barr-Reeve)...Bats-R, Throws-R
MAJOR: Secondary Education
HIGH SCHOOL: Graduated from Barr-Reeve High School in Loogootee, Ind., winning 11 letters in baseball, basketball, and cross country...finished at B-RHS with a record of 10-8 with a 3.27 ERA, striking out 194 over 128.3 innings pitched...was named Most Valuable Player and All-Conference in 1991.
- 11 Trent Watts
Freshman...Outfielder...5-11...165
Pendleton, Ind. (Pendleton Heights)...Bats-R, Throws-R
MAJOR: Undecided
1992: Redshirted. **HIGH SCHOOL:** Comes to USI from Pendleton Heights High School in Pendleton, Ind...won seven letters participating in baseball, cross country, basketball, and football...was a member of the PHHS baseball teams which won the 1989, 1990, and 1991 Sectionals...threw a no-hitter in 1991 and had a school record 18 strike outs as a pitcher at PHHS.
- 22 Craig Shoobridge
Freshman...Pitcher...6-0...165
Winslow, Ind. (Pike Central)...Bats-R, Throws-R
MAJOR: Undecided
HIGH SCHOOL: Attended Pike Central High School in Petersburg, Ind...won five letters, participated in cross country, basketball, football, and baseball...had a 7-0 record in 1992 with a 0.97 ERA in 57.3 innings pitched with 3 saves and 81 strike outs...also hit .411 with 35 runs batted in...was named the Most Valuable Pitcher and Most Valuable Player in 1992...broke fellow Screaming Eagle Kevin Brown's high school record at Pike Central for hits in a season with 37...also was named the 1991 Best Pitcher at PCHS...named the 1991 Offensive MVP in football.
- 25 Andy Julian
Freshman...Pitcher...6-1...185
Newburgh, Ind. (Castle)...Bats-R, Throws-R
MAJOR: Political Science
1992: Redshirted. **SUMMER BASEBALL:** Was a member of the Newburgh Kapperman Post 44 American Legion team which went to the national regionals in 1992, which is one step from the American Legion World Series...holds the Kapperman career record for wins with 21 and had ten wins and a 2.50 ERA in 1992. **HIGH SCHOOL:** Graduated from Castle High School in Newburgh, Ind., where he participated in baseball and tennis, winning four letters.

- 29 Kent Jacquay
Freshman...First Baseman...5-9...185
New Haven, Ind. (New Haven)...Bats-R, Throws-R
MAJOR: Elementary Education
HIGH SCHOOL: Graduated from New Haven High School in New Haven, Ind., and participated in baseball, football, and wrestling, winning five letters...was named second team All-Conference twice.
- 30 Shayne Stock
Freshman...First Baseman...6-0...170
New Albany, Ind. (Clarksville)...Bats-R, Throws-R
MAJOR: Education
HIGH SCHOOL: Attended Clarksville High School in Clarksville, Ind. and won eight letters in baseball, tennis, and football...was the 1992 Co-Most Valuable Player and led the team in RBIs (30)...hit .387 with one home run, eight doubles and one triple in 1992 for CHS...was a member of the National Honor Society and a peer tutor.
- 32 Todd Waiz
Freshman...Pitcher...6-2...175
Sellersburg, Ind. (Silver Creek)...6-2...175
MAJOR: Business Administration
HIGH SCHOOL: Graduated from Silver Creek High School in Sellersburg, Ind., and participated in baseball, soccer, basektball, and tennis...was 5-3 in 1992 with 98 strike outs and a 2.50 ERA over 64.0 innings pitched for SCHS...was named Most Valuable Player as a junior and the Most Valuable Pitcher as a junior and senior at SCHS...a member of the National Honor Society at SCHS and graduated with an honor's diploma.
- 33 Mark Vince
Freshman...Pitcher/Outfielder...6-0...168
Ft. Wayne, Ind. (R. Nelson Snider)...Bats-L, Throws-L
MAJOR: Undecided
HIGH SCHOOL: Follows his brother, Matt, to USI after graduating from R. Nelson Snider High School in Ft. Wayne, Ind...won five letters, participating in baseball and basketball at RNSHS...was named All-Conference in baseball as a senior.
- 34 Ryan Stewart
Freshman...Pitcher...6-0...200
Monon, Ind. (North White)...Bats-R, Throws-R
MAJOR: Political Science
HIGH SCHOOL: Graduated from North White High School in Monon, Ind...won eight letters participating in baseball, football, and basketball...was named All-Conference twice in baseball and football, All-County in baseball twice and All-County in football once...named Monticello Herald Journal Student Athlete and a United States Marine Corps Academic Athlete.

36 Terry Miller
Freshman...Pitcher...6-1...190
Salem, Ind. (Salem)...Bats-R, Throws-R
MAJOR: Psychology

HIGH SCHOOL: Participated in baseball and football at Salem High School, winning six letters...was named the Most Improved Player at SHS in 1990...had 15 strike outs in one game three times as a senior in 1992...had his best ERA in 1990 with a 2.20 and his best year for strike outs in 1991 with 93.

FINAL
CUMULATIVE
Baseball Statistics -- Univ. of Southern Indiana 1992
(Includes 59 Games)

*** BATTING Statistics ***

LAYER	BA	G/ GS	AB	R	H	RBI	2B	3B	HR	SB/SBA	SB%	SO	BB	HBP	S/SF	TB/SLUG%	ON BASE	PCT.	GVH	HSTK
Matt Vince	.383	57/ 57	209	61	80	44	14	4	0	24/ 30	.800	17	22	4	2/ 1	102/ .488	119/ 239	.498	0	2
Barry Strauser	.376	49/ 34	109	36	41	19	3	1	0	11/ 13	.846	6	8	1	9/ 0	46/ .422	64/ 131	.489	2	2
Kevin Brown	.368	58/ 58	174	30	64	33	14	1	0	4/ 7	.571	17	35	3	0/ 6	80/ .460	114/ 217	.525	10	0
Brian Maurer	.358	58/ 58	187	43	67	45	11	1	2	10/ 13	.769	16	33	4	3/ 1	86/ .460	118/ 228	.518	6	2
Tom Drake	.340	58/ 58	197	50	67	38	10	7	4	7/ 9	.778	11	29	8	2/ 1	103/ .523	123/ 238	.517	4	3
Darryl Adler	.333	14/ 4	18	9	6	3	3	0	0	0/ 1	.000	3	3	1	0/ 1	9/ .500	13/ 23	.565	0	0
Dennis Humphrey	.328	49/ 48	137	32	45	38	11	2	7	2/ 5	.400	23	24	0	0/ 5	81/ .591	77/ 166	.464	1	0
Steed Jackson	.318	25/ 13	44	15	14	6	2	1	2	0/ 1	.000	9	4	6	1/ 1	24/ .545	26/ 54	.481	1	2
Ryan Seidl	.313	47/ 26	64	27	20	5	3	1	0	9/ 12	.750	14	14	2	7/ 1	25/ .391	42/ 87	.483	1	0
Jason Krack	.309	55/ 55	175	40	54	37	12	2	1	11/ 14	.786	22	27	0	0/ 4	73/ .417	99/ 203	.488	1	0
Blake Krueger	.293	50/ 47	140	10	41	31	3	1	1	0/ 0	.000	15	20	0	0/ 4	49/ .350	64/ 162	.395	3	0
Tom Knott	.246	32/ 22	65	18	16	15	2	1	0	1/ 1	1.000	13	4	1	0/ 3	20/ .308	31/ 72	.431	0	0
Stu Sheets	.233	51/ 41	133	44	31	14	7	2	1	12/ 14	.857	19	15	2	0/ 1	45/ .338	64/ 151	.424	3	2
David Blackwell	.154	8/ 3	13	2	2	0	0	0	0	1/ 1	1.000	2	1	1	0/ 0	2/ .154	4/ 13	.308	0	0
Todd Wiley	.143	6/ 2	7	0	1	0	0	0	0	0/ 0	.000	1	0	0	0/ 0	1/ .143	0/ 6	.000	0	0
Other	.143	10/ 8	21	1	3	2	0	0	0	0/ 0	.000	4	3	0	1/ 0	3/ .143	9/ 25	.360	0	0
Brad Stewart	.000	5/ 0	5	1	0	2	0	0	0	0/ 0	.000	2	0	1	0/ 0	0/ .000	2/ 6	.333	0	0
USI	.325	59/ 59	1698	419	552	332	95	24	18	92/121	.760	194	242	34	25/29	749/ .441	969/2021	.479	32	-
Opponent Totals	.267	59/ 59	1606	239	429	205	68	7	22	54/ 74	.730	274	151	27	21/20	577/ .359	694/1820	.381	17	-

*** PITCHING Statistics ***

PITCHER	ERA	G/ GS	W	L	PCT	SAVE	CG	SHTOUT	IP	R	H	ER	SO	BB	IBB	HB	WP	BK	2B	3B	HR	TB/SLUG%	AB/BAVG.
Todd Niemeier	2.20	13/ 9	4	0	1.000	1	2	1	65.3	23	56	16	31	24	2	2	1	0	8	1	2	72/ .296	243/ .230
Kyle Kassel	2.60	16/ 0	3	3	.500	5	0	0	27.7	9	14	8	33	11	2	1	2	0	1	0	2	21/ .216	97/ .144
Todd Krapf	3.30	11/ 11	6	2	.750	0	4	1	60.0	34	69	22	23	19	0	4	2	0	8	1	1	82/ .336	244/ .283
Damon Brown	3.51	11/ 10	8	1	.889	0	3	0	48.7	23	49	19	26	20	0	3	3	1	12	1	1	66/ .365	181/ .271
Dennis Humphrey	4.00	10/ 9	4	4	.500	0	5	2	54.0	31	59	24	34	20	0	6	2	2	9	1	0	70/ .340	206/ .286
Mike Petscher	4.27	13/ 4	4	3	.571	1	4	2	46.3	31	51	22	50	9	0	1	0	0	10	1	5	78/ .429	182/ .280
Don Burton	4.50	1/ 0	0	0	.000	0	0	0	2.0	2	3	1	0	0	0	1	1	0	2	0	0	5/ .500	10/ .300
Wes Melnyk	4.50	2/ 0	0	0	.000	0	0	0	4.0	2	5	2	2	0	0	0	0	0	2	1	0	9/ .563	16/ .313
Greg Orr	4.98	12/ 11	6	5	.545	0	7	0	72.3	49	77	40	53	33	2	0	3	1	6	0	6	101/ .359	281/ .274
Todd Wiley	6.75	6/ 5	4	0	1.000	0	1	0	17.3	13	23	13	14	4	0	2	0	2	5	1	2	36/ .514	70/ .329
Neal Walther	7.84	8/ 0	1	0	1.000	0	0	0	10.3	10	9	9	5	6	0	2	0	0	2	0	2	17/ .459	37/ .243
Pat Curtis	12.00	4/ 1	0	1	.000	1	0	0	9.0	12	14	12	3	5	0	5	2	1	3	0	1	20/ .513	39/ .359
USI	4.06	59/ 59	40	19	.678	8	26	6	417.0	239	429	188	274	151	6	27	16	7	68	7	22	577/ .359	1606/ .267
Opponent Totals	6.62	59/ 59	19	40	.322	5	16	3	416.0	419	552	306	194	242	8	34	55	7	95	24	18	749/ .441	1698/ .325

CORE BY INNINGS	1	2	3	4	5	6	7	8	9	EXTRA	TOTAL	DOUBLE PLAYS	LEFT ON BASE
USI	56	61	69	85	62	42	21	8	12	3	419	32	379
Opponent Totals	35	37	35	51	28	22	22	5	3	1	239	30	335

OVERALL TEAM RECORD	40-19- 0
Great Lakes Valley	13- 3- 0
NCAA Regional	2- 2- 0
NCAA World Series	0- 0- 0
GLVC Tournament	0- 1- 0

*** FIELDING Statistics ***

LAYER	PO	A	E	DP	FLD%
Matt Vince	104	3	2	0	.982
Barry Strauser	63	66	14	18	.902
Kevin Brown	126	11	4	0	.972
Brian Maurer	440	32	3	30	.994
Tom Drake	71	129	13	22	.939
Darryl Adler	6	2	0	0	1.000
Dennis Humphrey	36	29	2	1	.970
Steed Jackson	25	0	1	0	.962
Ryan Seidl	46	0	0	0	1.000
Jason Krack	29	80	20	5	.845
Blake Krueger	178	33	7	4	.968
Tom Knott	26	2	3	0	.903
Stu Sheets	61	47	5	5	.956
David Blackwell	3	0	0	0	1.000
Todd Wiley	3	8	1	0	.917
Other	7	21	6	0	.824
Brad Stewart	1	0	1	0	.500
Wes Melnyk	0	1	0	0	1.000
Don Burton	0	1	0	0	1.000
Greg Orr	6	13	3	0	.864
Pat Curtis	2	1	0	0	1.000
Todd Niemeier	7	14	1	0	.955
Kyle Kassel	1	4	1	0	.833
Mike Petscher	2	14	0	0	1.000
Damon Brown	6	7	0	0	1.000
Todd Krapf	3	12	1	0	.938
Neal Walther	0	1	0	0	1.000
<hr/>					
USI	1252	531	88	32	.953
Opponent Totals	1235	514	122	30	.935

ANE#	OPPONENT	SCORE	ATTEND	WINNING PITCHER (IP)	LOSING PITCHER (IP)	RUNS-HITS-ERRORS	
1	QUINCY	5- 0 W	0 H D	Humphrey (7)	Burdess (5)	5- 9- 1	0- 4- 2
2	QUINCY	6- 2 W	0 H D	Krapf (7)	Ritzheimer (6)	6- 9- 1	2- 4- 1
3	QUINCY	6-11 L	0 H D	Powell (5.1)	Orr (3)	6-11- 5	11-13- 1
4	Tenn.-Martin	1- 4 L	0 A D	Eatherly (7)	Humphrey (6)	1- 1- 0	4- 7- 2
5	Tenn.-Martin	0- 4 L	0 A D	Dyer (7)	Orr (6)	0- 5- 2	4- 8- 2
6	Cumberland	1- 9 L	0 A D	Luttrell (7)	Krapf (5)	1- 3- 3	9-11- 0
7	Cumberland	4- 5 L	0 A D	Garland (7)	Kassel (1)	4- 7- 0	5- 6- 5
8	West Georgia	6- 3 W	0 A D	D. Brown (9)	Capes (9)	6- 8- 0	3- 6- 4
9	Augusta	1-11 L	0 A D	Jackson (6)	Curtis (1.2)	1- 3- 1	11-11- 1
10	Augusta	2- 7 L	0 A D	Cope (7)	Orr (5)	2- 6- 2	7- 9- 0
11	USC-Aiken (11 Inn.)	7- 4 W	0 A D	Kassel (2)	Lee (3)	7-10- 2	4- 8- 5
12	USC-Aiken	0- 1 L	0 A D	McCallum (9)	Krapf (8)	0- 4- 1	1- 6- 1
13	Shepherd (at USC-A)	15- 2 W	0 M D	Brown (5)	Grove (7)	15-21- 0	2- 9- 1
14	Paine	13- 1 W	0 A D	Wiley (5)	Kilgore (5)	13-11- 2	1- 4- 3
15	Paine	5- 0 W	0 A D	Fetscher(7)NO-HITTER	Cobbs (7)	5-11- 0	0- 0- 3
16	*IPFW	11- 1 W	0 H D	D.Brown (5)	Ketzler (2.2)	11-13- 0	1- 4- 3
17	*IPFW	11- 1 W	0 H D	Orr (7)	Birley (4)	11-14- 0	1- 6- 2
18	*ASHLAND	2- 3 L	0 H D	Robinson (6)	Humphrey (7)	2- 5- 0	3- 7- 2
19	*ASHLAND	14- 4 W	0 H D	Krapf (7)	Burns (6)	14-19- 2	4- 8- 3
20	*Northern Kentucky	6- 3 W	0 A D	Brown (6.2)	Thompson (4.2)	6-13- 1	3- 5- 2
21	*Northern Kentucky	5- 3 W	0 A D	Orr (9)	Sheidler (4.1)	5-10- 0	3- 6- 2
22	*Indianapolis	2- 5 L	0 A D	Monfert (6.2)	Humphrey (1.2)	2- 3- 0	5- 7- 0
23	*Indianapolis	12- 1 W	0 A D	Krapf (5.1)	Balsey (6)	12-11- 3	1-10- 3
24	OAKLAND CITY	12- 0 W	0 H D	Fetscher(Perfect GM)	Gibson (3.3)	12-10- 0	0- 0- 3
25	OAKLAND CITY	12- 0 W	0 H D	Wiley (3)	Schmittler (3.2)	12-11- 2	0- 4- 3
26	SIU-EDWARDSVILLE	2- 0 W	0 H D	Humphrey (7)	Stoecklin (6)	2- 3- 0	0- 4- 0
27	SIU-EDWARDSVILLE	0- 3 L	0 H D	King (7)	Orr (7)	0- 4- 3	3- 7- 1
28	*Kentucky Wesleyan	2- 0 W	0 A D	D. Brown (4)	Herrell (7)	2- 5- 2	0- 3- 2
29	*Kentucky Wesleyan	9- 0 W	0 A D	Niemeier (9)	Shapely (6)	9-13- 1	0- 1- 1
30	IUPU-INDIANAPOLIS	10- 4 W	0 H D	Fetscher (7)	Stecher (2.1)	10-10- 0	4- 9- 1
31	IUPU-INDIANAPOLIS	8- 4 W	0 H D	Wiley (5)	Heck (4)	8-11- 1	4- 6- 1
32	McKENDREE	7- 1 W	0 H D	Orr (7)	Kellogg (5)	7- 9- 3	1- 4- 2
33	McKENDREE	12- 5 W	0 H D	Krapf (3)	Bridges (3.1)	12-14- 1	5-10- 1
34	Oakland City	21- 2 W	0 A D	D. Brown (3)	Schmittler (2)	21-19- 2	2- 3- 5
35	Oakland City	9- 1 W	0 A D	Wiley (2)	Swartzentruber (5.1)	9-12- 0	1- 4- 2
36	*BELLARMINE	8- 3 W	0 H D	Humphrey (7)	McClinton (5.1)	8-10- 3	3- 7- 4
37	*BELLARMINE	12- 2 W	0 H D	Niemeier (6)	Carter (3.2)	12- 7- 0	2- 7- 3
38	*KENTUCKY STATE	10- 0 W	0 H D	Krapf (5)	Southworth (4.1)	10-10- 0	0- 4- 1
39	*KENTUCKY STATE	15- 1 W	0 H D	Orr (7)	Bond (0.2)	15-15- 2	1- 6- 1
40	Missouri-St. Louis	3- 6 L	0 A D	Runzi (7)	Fetscher (6)	3- 5- 2	6-11- 2
41	Missouri-St. Louis	18- 8 W	0 A D	Walther (2.2)	Thompson (1.2)	18-17- 1	8- 7- 2
42	*Lewis	1-17 L	0 A D	Surdyh (5)	Humphrey (1.1)	1- 3- 3	17-19- 1
43	*Lewis	7- 4 W	0 A D	Niemeier (9)	Nape (4.1)	7- 6- 1	4- 8- 2
44	SIU-Edwardsville	2-15 L	0 A D	Stoecklin (5)	D. Brown (2)	2- 3- 0	15-14- 1
45	SIU-Edwardsville	7- 8 L	0 A D	Fox (1)	Fetscher (3)	7-11- 3	8-14- 0
46	●BELLARMINE	2- 3 L	0 H D	Garness (2.1)	Kassel (2)	2-10- 2	3- 9- 0
47	●NORTHERN KENTUCKY	5- 6 L	0 H D	Vories (2)	Fetscher (4.1)	5-10- 3	6-11- 0
48	TENNESSEE-MARTIN	5- 4 W	0 H D	Kassel (2.2)	Haggard (4.1)	5- 7- 2	4- 8- 2
49	TENNESSEE-MARTIN	4- 3 W	0 H D	Krapf (7)	Jett (1)	4- 8- 4	3- 6- 3
50	Southeast Missouri	13-11 W	0 A D	D.Brown (7)	Cunningham (3)	13-14- 2	11-14- 4
51	Southeast Missouri	11- 7 W	0 A D	Orr (7)	Schulman (2)	11-10- 1	7- 6- 2
52	McKendree	5- 2 W	0 A D	Orr (7)	Neil (5.1)	5-10- 0	2- 4- 3
53	McKendree	5- 1 W	0 H D	D. Brown (7)	Wallach (7)	5- 5- 1	1- 9- 1
54	MISSOURI-ST. LOUIS	8- 7 W	0 H D	Kassel (1.2)	McNelly (1)	8- 9- 3	7-10- 2
55	MISSOURI-ST. LOUIS	17- 7 W	0 H D	Fetscher (2.2)	Thompson (1.1)	17-15- 2	7- 9- 6
56	‡SOUTH DAKOTA ST.	5- 1 W	0 H D	Niemeier (6.2)	Coley (4.2)	5-11- 3	1- 6- 2
57	‡LEWIS	2- 4 L	0 H D	Ehlers (8)	Orr (6.1)	2- 4- 5	4- 8- 3
58	‡LEWIS	11- 9 W	0 H D	Humphrey (5.1)	Trocha (3)	11-16- 2	9- 8- 6
59	‡LEWIS	4- 5 L	0 H D	Ehlers (2.2)	Kassel (1.2)	4- 8- 2	5-10- 1

UNIVERSITY OF SOUTHERN INDIANA
BASEBALL RECORDS

1972-92

(Current Players in Bold)

HITTING

HIGHEST BATTING AVERAGE (50 AT BATS OR MORE)

Season: Dennis Humphrey (1990)..... .437

Career: Dave Schenk (1977-78)..... .421

HIGHEST SLUGGING PERCENTAGE (50 AT BATS OR MORE)

Season: Dennis Humphrey (1990)..... .840

Career: 1. Jeff Schulz (1982-83)..... .734

2. Dennis Humphrey (1988-92)..... .667

3. Benny Shackelford (1990-91).... .574

TOTAL BASES (50 AT BATS OR MORE)

GAME: Dennis Humphrey (12) vs. UM-St. Louis April 14, 1992

SEASON: Benny Shackelford 1991..... 120

CAREER: 1. Dennis Humphrey (1988-92)..... 281

2. Tom Drake (1989-92)..... 266

3. Benny Shackelford (1990-91).... 213

4. Kirk Taylor (1982-85)..... 210

5. Van Hook (1982-85)..... 207

MOST AT BATS

Season: Matt Vince (1992)..... 209

Career: 1. Tom Drake (1989-90)..... 618

2. Mike McDonough (1986-89)..... 556

3. Dennis Humphrey (1988-92)..... 423

MOST HITS

Season: Matt Vince (1992)..... 80

Career: 1. Tom Drake (1989-92)..... 201

2. Keith Ayres (1985-88)..... 166

3. Dennis Humphrey (1988-92)..... 156

3. Todd Dewese (1987-90)..... 150

Mike McDonough (1986-89)..... 150

5. Van Hook (1982-85)..... 139

LONGEST HITTING STREAK: Dennis Humphrey, 1991.. 16 Games

MOST DOUBLES

Season:	Benny Shackelford (1990).....	27
Career:	1. Benny Shackelford (1990-91).....	44
	2. Tom Drake (1989-92).....	31
	3. Todd Deweese (1987-90).....	29
	4. Mike McDonough (1986-89).....	27
	5. Mark Duckworth (1978-81).....	26

MOST TRIPLES

Season:	Tom Drake (1992).....	7
	Jeff Schulz (1983).....	7
Career:	1. Dave Weaver (1981-84).....	10
	2. Jeff Schulz (1982-83).....	10
	3. Mark Duckworth (1978-81).....	10

MOST HOME RUNS

Season:	Dennis Humphrey (1990).....	13
Career:	1. Dennis Humphrey (1988-1992).....	31
	2. Dan Clements (1978-81).....	20
	3. Jeff Schulz (1982-83).....	16
	Kirk Taylor (1982-85).....	16

MOST RUNS BATTED IN

Game:	Dennis Humphrey (6) vs. UM-St. Louis, April 14, 1992	
Season:	Dennis Humphrey (1991).....	61
Career:	1. Dennis Humphrey (1988-92).....	141
	2. Dan Clements (1978-81).....	99
	3. Mark Duckworth (1978-81).....	97
	Tom Drake (1989-92).....	97
	5. Van Hook (1982-85).....	92

MOST STOLEN BASES

Game:	Todd Deweese (4) vs. Savannah State March, 14, 1990	
Season:	Todd Deweese (1989).....	35
Career:	1. Todd Deweese (1987-90).....	62
	2. Jeff Englebrecht (1987-90)....	55
	3. Tom Drake (1989-92).....	37

MOST WALKS

Season:	Mark Larue (1986).....	45
Career:	1. Keith Ayres (1985-88).....	131
	2. Karl Ralph (1978-81).....	117
	3. Tom Drake (1989-92).....	106
	4. Kirk Taylor (1982-85).....	105
	5. Mark Larue (1983-86).....	91

PITCHING

MOST INNINGS PITCHED

Game: Todd Krapf (11.1 Innings) vs. St. Joseph's College,
April 21, 1990

Season:	Todd Krapf (1990)	77
	Steve Spolyar (1989)	77
	Dave Sensenbrenner (1977)	77
	Tim Lindauer (1988)	77
Career:	1. Steve Spolyar (1986-89)	277.2
	2. Todd Krapf (1988-92)	260.0
	3. Tim Lindauer (1985-88)	222.0
	4. Dave Sensenbrenner (1976-79)	202.2

MOST GAMES APPEARANCES

Season:	Tim Wirth (1982)	22
Career:	1. Tim Lindauer (1985-88)	50
	2. Todd Krapf (1988-92)	49
	3. Brian Kirchoff (1985-88)	45
	4. Steve Spolyar (1985-88)	44

MOST COMPLETE GAMES

Season:	Todd Krapf (1990)	9
Career:	1. Steve Spolyar (1986-89)	26
	2. Todd Krapf (1988-92)	21
	3. Jim Lindauer (1985-88)	17

MOST SHUTOUTS

Season:	Gene Whorl (1980)	3
Career:	1. Dennis Humphrey	4
	Gene Whorl (1980-82)	4
	3. Dave Sensenbrenner (1976-79)	3

MOST SAVES

Season:	Kirk Traylor (1984)	6
Career:	1. Kyle Kassel (1990-Present)	9
	2. Kirk Traylor (1982-85)	6
	Glen Ray (1977-80)	6
	4. Brian Kirchoff (1985-88)	5

MOST STRIKE OUTS

Season:	Keith Glaser (1983)	58
	Glenn Ray (1980)	58
Career:	1. Steve Spolyar (1986-89)	173
	2. Dave Sensenbrenner (1976-79)	168
	3. Todd Krapf (1988-92)	115
	4. Mike Priar (1985-88)	108
	5. Gene Whorl (1980-82)	102

MOST WINS

Season:	Damon Brown (1992)	8
	Todd Krapf (1989)	8
Career:	1. Todd Krapf (1988-92)	22
	2. Steve Spolyar (1986-89)	20
	3. Damon Brown (1990-Present)	14
	Dale Crossfield (1983-1986)	14
	Dave Sensenbrenner (1976-79)	14
	Dennis Humphrey (1988-92)	14

BEST WIN-LOSS PERCENTAGE (MIN. 5 DECISIONS PER YEAR)

Season: Tom Effinger (1980)..... 7-0, 1.000
Dennis Humphrey (1991)..... 6-0, 1.000
Damon Brown (1991)..... 6-0, 1.000
Career: 1. Dennis Humphrey (1988-92)..... 14-7, .667
2. Dale Crossfield (1983-86)..... 14-8, .636

BEST EARNED RUN AVERAGE

Season: Dave Sensenbrenner (1979)..... 1.36
Career: John Warner (1972-75)..... 2.65

SINGLE SEASON E.R.A. UNDER 3.50 (MIN. 5 DECISIONS)

1. Dave Sensenbrenner (1979)..... 1.35
2. Larry Nall (1981)..... 1.45
3. Ken Woehler (1980)..... 1.78
4. John Besing (1974)..... 1.89
5. John Warner(1972)..... 2.00
6. **Todd Niemeier (1992)..... 2.20**
7. Gary Niemieier (1979)..... 2.57
8. **Kyle Kassel (1992)..... 2.60**
9. Harry Grossman (1977)..... 2.68
10. Dave Sensenbrenner (1977)..... 2.71
11. Dennis Humphrey (1990)..... 2.75
12. Ken Woehler (1977)..... 2.76
13. Dennis Humphrey (1991)..... 2.93
14. John Warner (1975)..... 3.05
15. John Besing (1973)..... 3.06
16. Kent Brenton (1974)..... 3.09
17. Glenn Ray (1977)..... 3.11
18. **Damon Brown (1991)..... 3.12**
19. Todd Krapf (1990)..... 3.16
20. John Besing (1973)..... 3.21
21. Tim Wirth (1981)..... 3.22
22. Harry Grossman (1979)..... 3.24
23. Dale Crossfield (1985)..... 3.25
24. Steve Spolyar (1989)..... 3.27
25. Bob Beck (1985)..... 3.31
26. Glenn Ray (1979)..... 3.34
27. Glenn Ray (1980)..... 3.46
28. Steve Spolyar(1981)..... 3.48

CAREER E.R.A. UNDER 3.50 (MIN. 10 DECISIONS)

1. John Warner (1972-75)..... 2.65
2. John Besing (1972-74)..... 2.66
3. Ken Woehler (1977-80)..... 2.75
4. Glenn Ray (1977-80)..... 3.30
5. Dennis Humphrey (1988-92).... 3.23

BEST PER GAME AVERAGES

FEWEST HITS ALLOWED PER GAME

Season: Todd Niemeier (1992)..... 4.31/game
Career: 1. Dennis Humphrey (1988-92).. 5.04/game
2. John Besing (1972-74)..... 5.92/game
3. Todd Krapf (1988-92)..... 6.18/game

MOST STRIKEOUTS PER GAME

Season: Dave Sensenbrenner (1978)..... 7.96/game
Career: Dave Sensenbrenner(1976-79)..... 5.80/game

MOST STRIKEOUTS PER INNING PITCHED

Season: **Kyle Kassel (1992)**..... **1.19/inning**
Career: 1. Dave Sensenbrenner (1976-79).... 0.83/inning
2. Steve Spolyar (1986-89)..... 0.62/inning

FEWEST WALKS PER GAME

Season: Tom Hammerstein (1975)..... 0.73/game
Career: 1. Todd Krapf (1988-92)..... 1.69/game
2. Tim Lindauer (1985-88)..... 2.05/game

USI TEAM RECORDS

HITTING

INNING AND GAME:

Most Hits in a Game..... 21 vs. Shepherd (3-14-92)
Most Consecutive
Batters to Reach Base..... 13 vs. Oakland City (3-31-92)
Most RBIs in a Game..... 17 vs. Oakland City (3-19-91)
Most Runs Scored in a Game.... 21 vs. Oakland City (3-31-92)
Most Runs Scored in an Inning.. 12 vs. Shepherd (3-14-92)
Most Walks in an Inning..... 12 vs. Indianapolis (3-29-92)
Most Walks in a Game..... 9 vs. Oakland City (3-19-91)
Best Winning Margin 20-1 vs. Oakland City
(3-19-91)
21-2 vs. Oakland City
(3-31-92)

SEASON:

Highest Team Batting Avg. 1985..... .333
Most Hit in a Season 1992..... 552
Most Doubles in a Season 1992..... 95
Most Triples in a Season 1992..... 24
Most Home Runs in a Season 1986..... 34
Most RBIs in a Season 1992..... 332
Most Runs Scored in a Season 1992..... 419
Most Walks in a Season 1986..... 263
Most at Bats in a Season 1992..... 1698
Most Stolen Bases in a Season 1992..... 92

PITCHING

Most Strikeouts by Staff	1992.....	274
Most Strikeouts per Innings	1978.....	.765/inning
Fewest Walks per Innings	1992.....	.362/inning
Lowest Team E.R.A.	1980.....	3.35
Most Games Won	1992.....	40
Best Winning Percentage	1992.....	.678 (40-19)
Longest Winning Streak	1992.....	12

UNIVERSITY OF SOUTHERN INDIANA BASEBALL RECORD THROUGH THE YEARS

YEAR	RECORD	BA	E.R.A	WINNING %
1971	8-7	.304	4.92	.533
1972	10-14	.241	3.36	.417
1973	5-17	.225	4.83	.227
1974	18-19	.271	4.39	.486
1975	8-23	.229	5.19	.258
1976	13-34	.243	5.41	.277
1977	21-20	.272	3.51	.512
1978	15-12	.322	6.13	.555
1979!	19-10	.299	2.70	.655
1980	25-13	.310	3.35	.658
1981	22-23	.297	4.06	.489
1982	15-30	.275	5.93	.333
1983!/*	16-18	.298	5.36	.471
1984	13-10	.322	8.36	.565
1985*	21-17	.333	4.45	.552
1986	23-29	.309	6.66	.442
1987	17-22	.296	5.64	.436
1988	23-25	.309	5.30	.480
1989!	30-21	.302	5.10	.588
1990	25-22-1	.298	5.48	.521
1991	32-21-1	.307	4.51	.602
1992!#	40-19	.325	4.06	.678
TOTAL	408-436-2			.488

!NCAA Tournament Bid

*GLVC Tournament Champions

#GLVC Regular Season Winners

USI'S .300 CLUB
(Avg. 50 at bats per Season)

1. Dave Schenk, 1977-78-----.421
2. Jeff Schultz, 1982-83-----.411
3. Dennis Humphrey, 1988-92---.369
Benny Shackelford, 1990-91-.369
5. Jeff Embrey, 1984-86-----.366
6. Kirk Traylor, 1984-86-----.356
7. Steve Mitchell, 1977-78----.347
8. Brian Kuester, 1977-80-----.334
9. Charles Boberg, 1977-79----.333
Greg Hobgood, 1984-85-----.333
11. Van Hook, 1982-85-----.332
12. Dave Weaver, 1981-84-----.331
13. Pat Crews, 1987-89-----.329
14. Keith Ayres, 1985-88-----.328
15. Greg Stewart, 1983-86-----.327
16. Gary Redman, 1974-75-----.326
Ed Waters, 1985-87-----.326
18. Tom Drake, 1989-92-----.325
19. Mark Larue, 1983-86-----.323
20. Karl Ralph, 1978-81-----.315
21. Kent Johnson, 1979-82-----.312
22. Blake Krueger, 1989-92-----.310
Mark Duckworth, 1978-81----.310
Dan Clements, 1978-81-----.310
25. Chris May, 1976-78-----.308
26. Roger Huebner, 1988-89-----.306
Steve Jamell, 1987-88-----.306
28. Dan Labhart, 1977-80-----.305
29. Jack Keegan, 1974-76-----.301

.300 PLUS Seasons


1. Dennis Humphrey, 1990--- .437
2. Dave Schenk, 1978-----.427
3. Kirk Traylor, 1985-----.424
4. Jeff Schulz, 1983-----.423
5. Dave Schenk, 1983-----.417
6. Dave Weaver, 1984-----.413
7. Jeff Embrey, 1986-----.412
8. Charles Boberg, 1979-----.412
9. Kirk Traylor, 1984-----.408
Benny Shackelford, 1991--.408
11. Pat Crews, 1987-----.407
12. Jeff Schulz, 1982-----.400
13. Jamie Swanner, 1980-----.398
14. Greg Ray, 1983-----.396
15. Steve Mitchell, 1978-----.392
16. Brian Kuester, 1978-----.388
17. Steve Spahn, 1990-----.385
18. Todd DeWeese, 1989-----.384

19	Matt Vince, 1992-----	.383
20.	Barry Strauser, 1992-----	.376
	Keith Ayres, 1988-----	.376
21.	Van Hook, 1985-----	.375
22.	Roger Huebner, 1989-----	.372
23	Kevin Brown, 1992-----	.368
24.	Dan Clements, 1980-----	.366
25.	Blake Krueger, 1989-----	.365
26.	Todd Deweese, 1988-----	.364
	Greg Stewart, 1984-----	.364
28.	Randy Trent, 1981-----	.360
	Chris May, 1976-----	.360
30.	Jeff Embrey, 1985-----	.359
31. Brian Maurer, 1992-----		.358
32.	Brian Kuester, 1980-----	.355
33.	Ed Waters, 1987-----	.354
34.	Dennis Humphrey, 1991-----	.353
35.	Bill Lindsey, 1987-----	.353
36.	Richie Johnson, 1986-----	.351
37.	Dave Weaver, 1981-----	.351
38.	Scott Kutts, 1979-----	.350
	Greg Stewart, 1983-----	.350
	Brian Kuester, 1979-----	.350
41.	Tom Drake, 1989-----	.349
42.	Mark Duckworth, 1979-----	.348
43.	John Besing, 1974-----	.345
44.	Chris Moore, 1987-----	.343
45.	Mark Larue, 1985-----	.341
46.	Dan Labhart, 1977-----	.341
47.	Tom Drake, 1992-----	.340
	Kirk Traylor, 1983-----	.340
49.	Gary Redman, 1974-----	.339
50.	Blake Krueger, 1991-----	.338
	Dennis Pruett, 1973-----	.338
52.	Jack Keegan, 1976-----	.336
53.	Van Hook, 1984-----	.333
	Greg Hobgood, 1984-----	.333
	Greg Hobgood, 1985-----	.333
	Rod May, 1985-----	.333
	Gary Patton, 1972-----	.333
58.	Keith Ayres, 1987-----	.331
	Keith Ayres, 1986-----	.331
60	Dennis Humphrey, 1992-----	.328
	Kevin Hunter, 1981-----	.328
	B. Schackelford, 1990-----	.328
63.	Jeff Engelbrecht, 1988-----	.323
	Steve Jamell, 1988-----	.323
65.	Karl Ralph, 1981-----	.321
66.	Dave Weaver, 1983-----	.319
	Karl Ralph, 1980-----	.319
68.	Dave Mitchell, 1985-----	.317
69.	Pat Crews, 1988-----	.316
	Mark Larue, 1986-----	.316

	Steve Mitchell, 1977-----	.316
72.	Tom Drake, 1991-----	.314
73.	Ryan Seidl, 1992-----	.313
	Todd Deweese, 1990-----	.313
	Karl Ralph, 1979-----	.313
	Kevin Hunter, 1980-----	.313
	Dan Labhart, 1979-----	.313
	Chris May, 1978,-----	.313
79.	Van Hook, 1982,-----	.312
80.	Gary Redman, 1975,-----	.311
81.	Jason Krack, 1992-----	.309
	Steve Gries, 1991-----	.309
	Brent Johnson, 1983-----	.309
84.	Mike McDonough, 1989-----	.307
	Dan Labhart, 1980-----	.307
86	Jeff Engelbrecht, 1990---	.306
87.	Kent Johnson, 1982-----	.303
	Greg Merkel, 1982-----	.303
	Mark Duckworth, 1981-----	.303
90.	Tim Doyle, 1990-----	.302
	Greg Stewart, 1986-----	.302
	Karl Ralph, 1978-----	.302
	Mark Duckworth, 1978-----	.302
94.	Jack Keegan, 1974-----	.301
95.	Scott Snapp, 1990-----	.300
	Kevin Horton, 1988-----	.300

*Back the
Red, White and
Blue*

Buy American



*Art Hall Motor Co., Inc.
Mt. Vernon, In*

**Buick – Pontiac
Oldsmobile – GMC Truck**