

The background features three vertical stripes on the left: a wide pink stripe, a medium blue stripe, and a narrow light beige stripe. The right side of the background is a light cream color with a pattern of small, faint pink dots arranged in a grid-like fashion, becoming sparser towards the bottom right.

SCIENCE OF READING TEACHING DEMO

Ivys Quintana

EDUC358 (Literacy Strategies)

Honors Capstone Project

University of Southern Indiana | 2025

OVERVIEW

- **Literacy Problem**
- **Capstone Project Overview**
- **Why a lesson in morphology?**
- **Lesson Overview**
- **Results**
- **Conclusion**

THE LITERACY PROBLEM

- **43% of adults are functionally illiterate.***
- **33% of 8th graders read at or below grade level.***
- **Minorities and low socioeconomic students have significant gaps.**

*National Assessment of Educational Progress



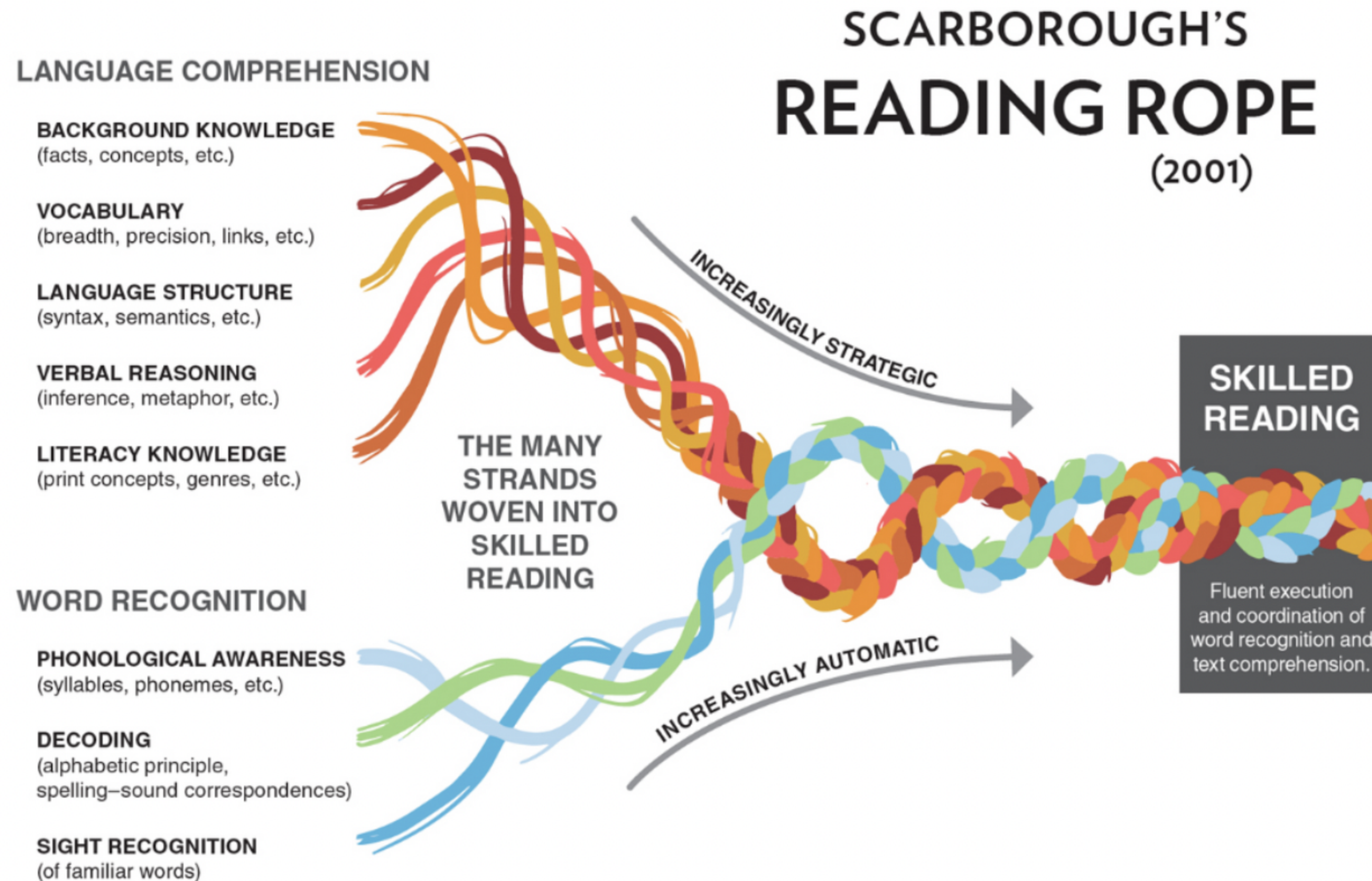
CONSEQUENCES

- **Increase in high school dropouts.**
- **College and career limitations.**
- **Economic impact.**
 - **3 out of 4 people on welfare can't read.**



***National Assessment of Educational Progress**

SCIENCE OF READING



CAPSTONE PROJECT

- Teaching demo at placement school.
- Literacy topic: Morphology.
- Strategies from EDUC358.
- 8th grade



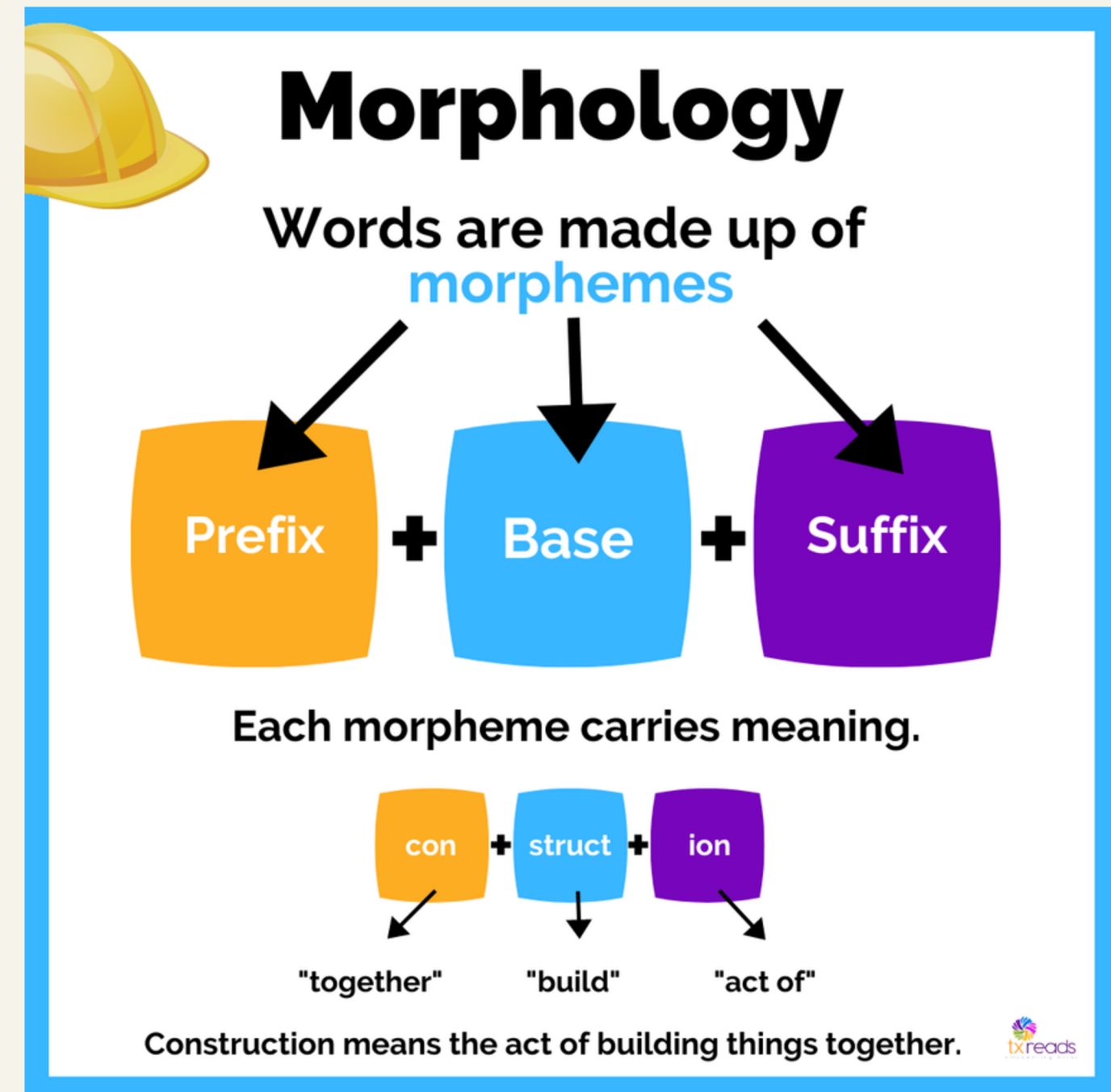
CLASS INFORMATION

- **EVSC Middle School**
- **8th-grade regular ELA class**
- **29 students**
- **86% of students are below reading proficiency for 8th graders**
- **IEPs, ELLs, and 504s.**



WHY A LESSON IN MORPHOLOGY?

- Fundamental for reading, spelling, and vocabulary.
- Lack of morphology lessons in the curriculum
- Student needs



The background features three vertical bars on the left: a wide pink bar, a medium blue bar, and a narrow beige bar. On the right side, there are two rectangular areas filled with a grid of small pink dots, one in the top right and one in the bottom right.

LESSON OVERVIEW

BELLRINGER



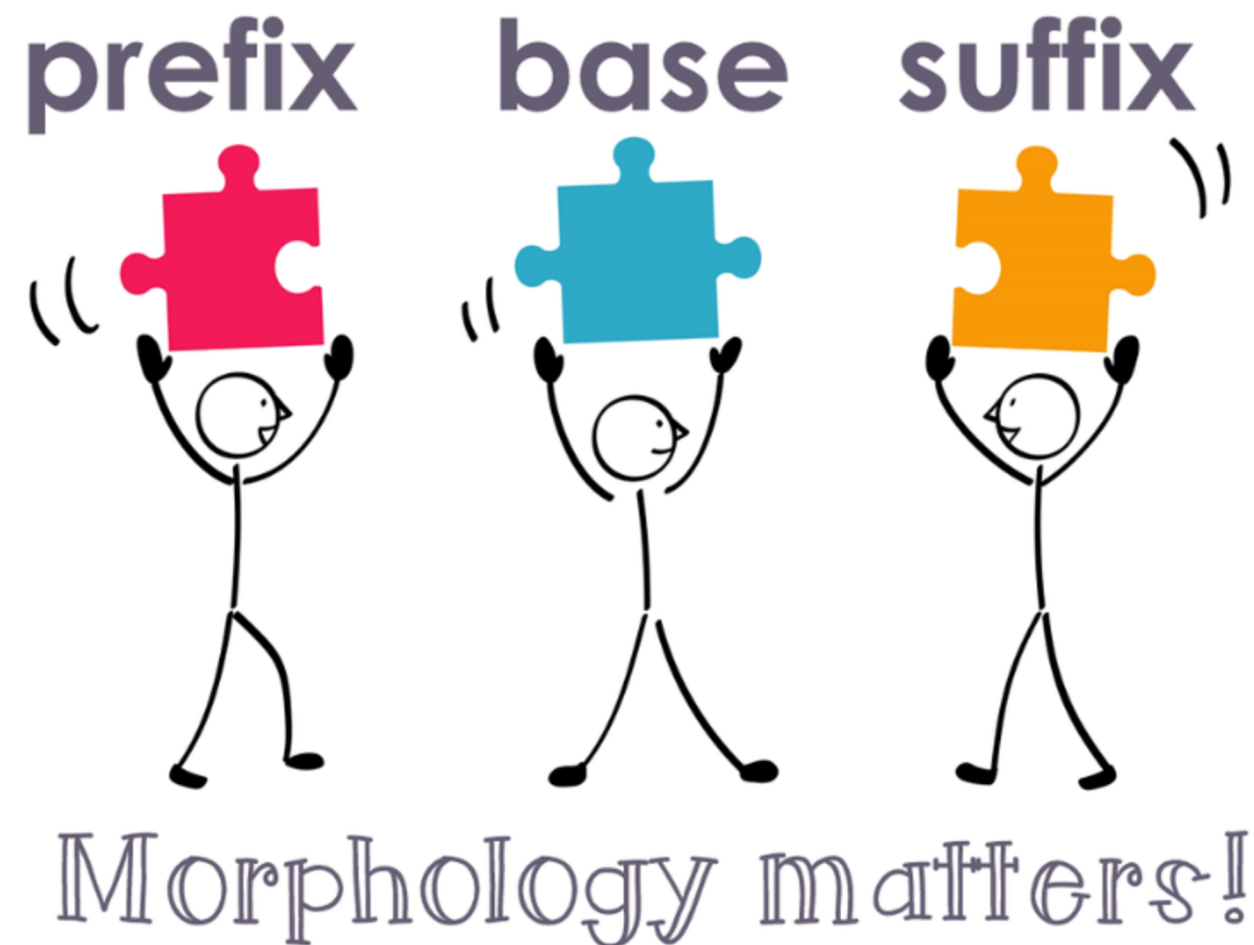
First

**Prefix and Root Words worksheet
review**

Second

Kahoot (struggling)

MORPHOLOGY MINI-LESSON




Mini-lesson

Review of the meaning of words
"prefixes" and "root words".
Examples.

Sorting Race

Sort parts of words and circle the
prefix or root—group work
competition.

MORPHOLOGY MINI-LESSON



Quiz

Circle the prefix/root and fill in the blanks with the correct prefix or root. Bonus points.

Reflection

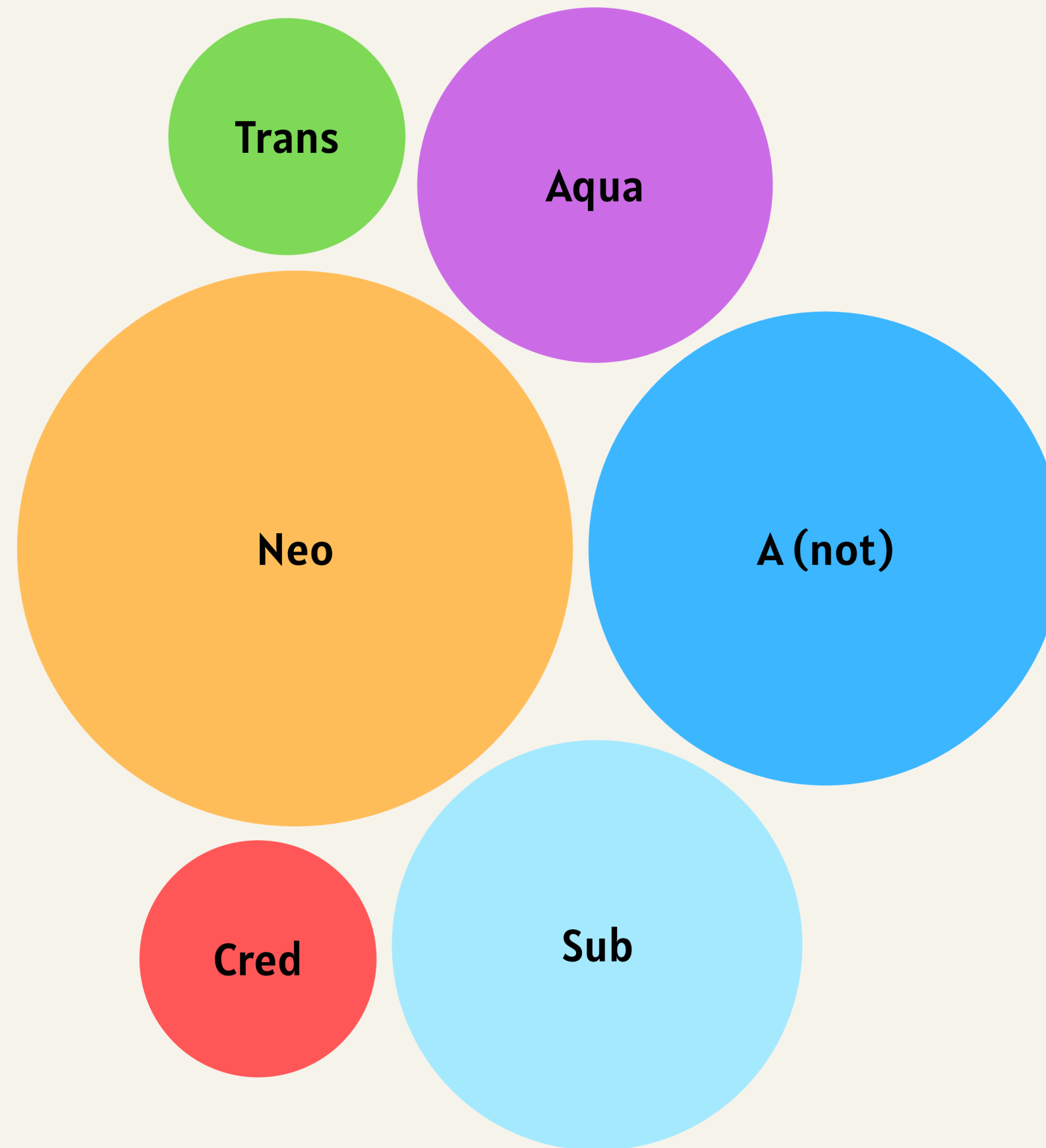
What did you learn today? What did you like about this class?

RESULTS

- **95% of students did well circling the root and prefixes**
- **72% of students improved their grades after bonus points (writing words with the given root)**
- **15 students wrote a positive reflection on the lesson.**

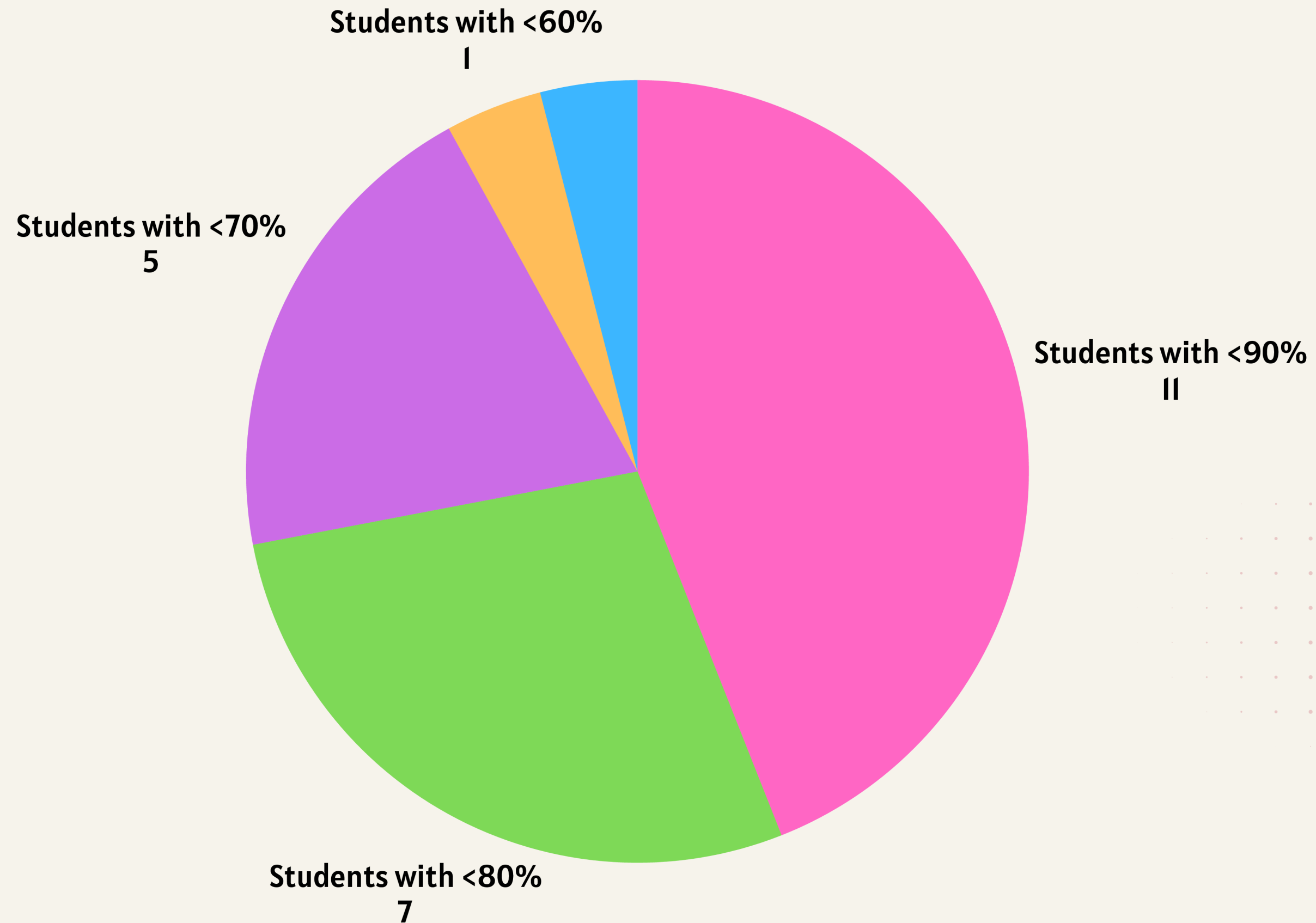
MOST COMMON MISTAKES

14



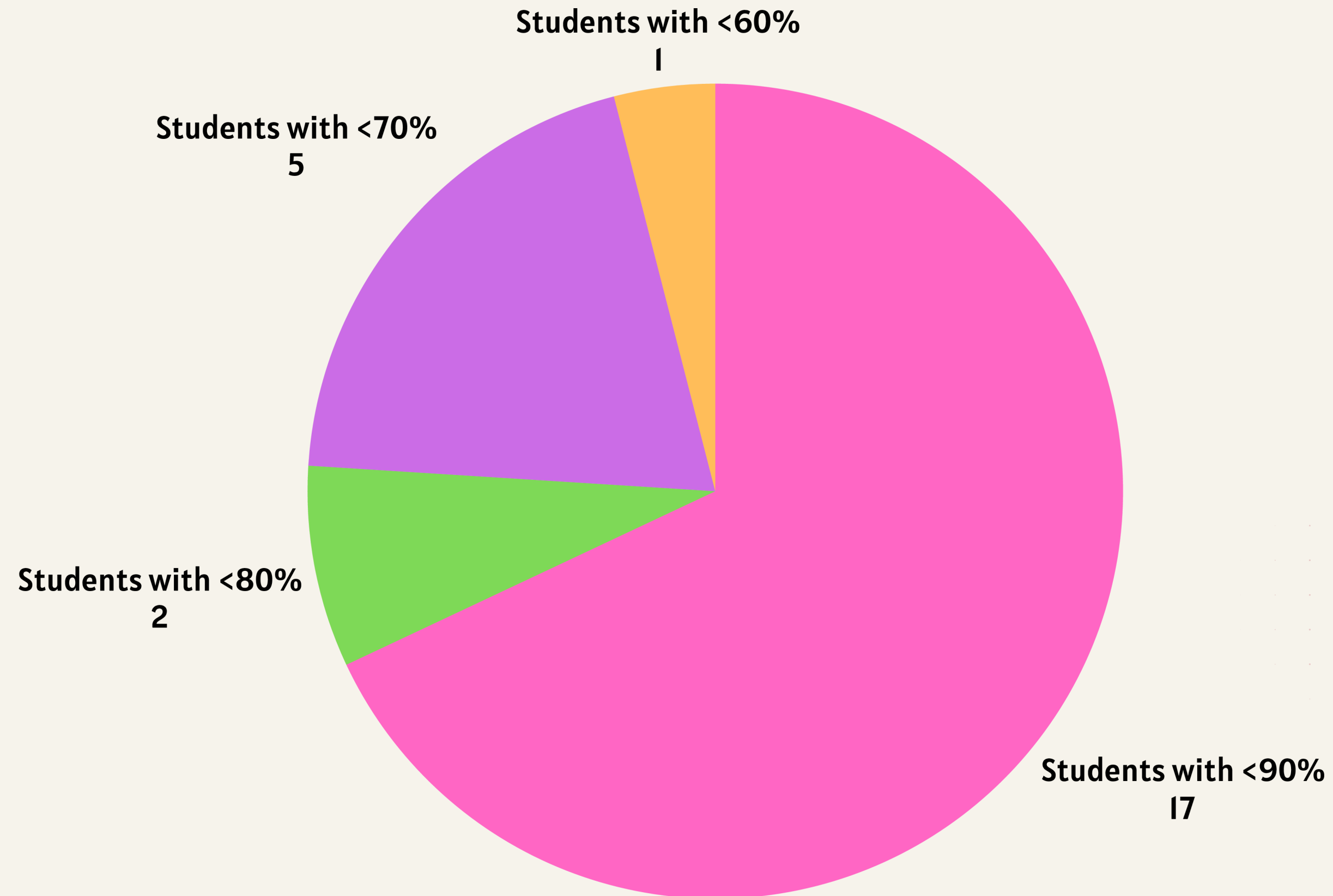
RESULTS WITHOUT BONUS POINTS

15



RESULTS WITH BONUS POINTS

16



The background features three vertical bars on the left: a wide pink bar, a medium blue bar, and a narrow beige bar. On the right side, there are two rectangular areas filled with a grid of small pink dots, one in the top right and one in the bottom right.

REFLECTION

CONCLUSION

- **Students learn abstract concepts with short and engaging activities.**
- **School curriculum needs more grammar and literacy lessons.**
- **Incorporate short but continuous lessons.**

REFERENCES

Mabis, C. (2024). Lecture on Morphology. University of Southern Indiana, Evansville, IN.

Marcia Kierland Henry. (2010). Unlocking literacy: effective decoding & spelling instruction. Paul H. Brookes.

Moats, L. C. (2020). Speech to Print: Language Essentials for Teachers. (3rd ed.). Brookes Publishing Co.

NAEP. 2022 Reading State Snapshot Report Nation Grade 8. Public Schools NAEP Achievement-Level Percentages and Average Score Results Nation (Public). (2022).
<https://nces.ed.gov/nationsreportcard/subject/publications/stt2022/pdf/2023010NP8.pdf>

Louisa Cook Moats. (2020). SPEECH TO PRINT WORKBOOK: language exercises for teachers. Brookes Publishing Co.

University of Kansas. Reading Revolution: The Science of Reading in Education. (2023, April 18). KU SOE.
<https://educationonline.ku.edu/community/reading-revolution-the-science-of-reading-in-education>

The background features three vertical bars on the left: a wide pink bar, a medium blue bar, and a narrow beige bar. On the right side, there are two rectangular areas filled with a grid of small pink dots. The top area is larger and more densely packed, while the bottom area is smaller and has a more sparse distribution of dots.

THANK YOU